



# City of Dunn

## 2021 CITYWIDE PAVEMENT CONDITION SURVEY REPORT

October 20, 2021



# TABLE OF CONTENTS

<b>SECTION 1 – EXECUTIVE SUMMARY .....</b>	<b>1</b>
<b>SECTION 2 – INTRODUCTION .....</b>	<b>1</b>
2.1 Pavement Management System .....	1-2
2.2 Pavement Condition Survey .....	2
2.3 Pavement Condition Survey Methodology .....	3
2.4 Pavement Distresses .....	3-7
<b>SECTION 3 – GENERAL OBSERVATIONS .....</b>	<b>8</b>
3.1 Road Condition Overview .....	8-12
<b>SECTION 4 – MAINTENANCE RECOMMENDATIONS .....</b>	<b>13</b>
4.1 Strategic Approach .....	13
4.2 Pavement Treatment Options .....	13-14
4.3 Preliminary Recommendations .....	14-17
4.4 Pavement Management Plan Considerations .....	17-18
4.5 Parking Lots .....	18-19
<b>SECTION 5 – ACKNOWLEDGEMENTS .....</b>	<b>19</b>
<b>APPENDICES</b>	
A   Alphabetical List of Segments	
B   Ranked List of Segments	
C   Dunn Maps_PCI	
D   Dunn Maps_Patching & Crack Sealing	
E   Dunn Maps_Preservation & Overlays	
F   Distress Types_Extent Definitions	



## SECTION 1 – EXECUTIVE SUMMARY

The City of Dunn retained SEPI Engineering and Construction, Inc. (SEPI) to perform a Pavement Condition Survey on the City's Street system and develop maintenance recommendations for repairs or treatments on each street.

SEPI conducted a visual pavement condition survey in April and 749 street segments were created and evaluated. The SEPI staff performed the pavement condition survey of the town streets by collecting distress data in accordance with FHWA-RD-03-031, Distress Identification Manual for the Long-Term Pavement Performance Project (June 2003).

The assessment of the City's streets found that 3% (2.01 miles) of the network is in Excellent condition and 26% (17.27 miles) is in good condition. The remaining portions of the network are rated as 67% (44.18 miles) Fair, 3% (2.27 miles) Poor, and 1% (0.39 mile) Failed.

Consequently, the majority of the City's Street system falls into the fair category and is suited for preservation and minor rehabilitation with limited structural deficiencies that will require reconstruction. To preserve pavement and improve the overall condition of City streets, SEPI recommends a mix of rehabilitation and preventative maintenance activities. SEPI has developed a two-tiered program that addresses the "poor" and "fair" roads with rehabilitation and the "good" roads with more cost-effective preventative maintenance treatments.

The rehabilitation strategy for "poor" and "fair" roads is to patch, mill, and/or crack seal the street in preparation for applying an overlay of plant mix asphalt to restore ride quality and prevent water from penetrating the pavement substructure. The preventative maintenance strategy for the "good" roads is to apply a variety of proactive and cost-effective treatments to slowdown the natural deterioration processes.

Based on the recommended approach, outlined in this report, the City's current maintenance and repair backlog for pavement rehabilitation and preventative maintenance was determined to be \$15,717,120 in today's dollars. With the City's current annual Powell Bill allocation of approximately \$295,000, SEPI recommends that Dunn be proactive in implementing a pavement management system to make informed decisions and prioritize work to ensure the best return on investment. SEPI also recommends increasing yearly funding due to the large backlog the City currently has.

## SECTION 2 – INTRODUCTION

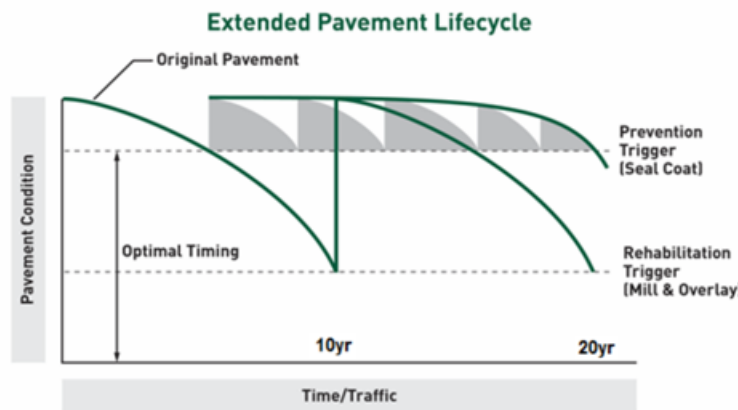
### 2.1 PAVEMENT MANAGEMENT SYSTEM

A municipality's pavement network allows residents and commerce to move from place to place, provides for efficient response time during emergencies, and offers safe bus routes to get children to school. Paved roads are often a municipality's primary mode of transportation. For this reason, maintaining and preserving the condition of the pavement should be a top priority.

What is a pavement management system? A pavement management system is a long-term, formalized approach to gathering information about a municipality's roadway network. The system is used to measure a municipality's entire road network, evaluate its road conditions, and log this data in a comprehensive database. The data is then analyzed and used to develop several important tracking

metrics, including the average Pavement Condition Index (PCI). The backlog of needs is expressed in both miles and dollars. The idea is to take a comprehensive, long-range view of a municipality's roadway assets. Decision-makers then can use the data to make informed roadway repair and maintenance decisions, prioritizing work to ensure the best return on investment.

When used effectively, a pavement management system is a cost-effective tool for improving pavement conditions and maximizing the limited roadway repair and reinvestment dollars available to municipalities (see Figure 1 below). A pavement management system can also help to build a case for additional funding for roadway infrastructure. The SEPI Team developed this report to assist the City of Dunn staff to build a pavement management system that provides the level of service desired by the City.



**Figure 1: Demonstrates how pavement deteriorates over time to the point rehabilitation is necessary at high cost. However, if treated earlier and more frequently in its life, pavement condition is maintained at a higher level and less expensive cost overall.**

## 2.2 PAVEMENT CONDITION SURVEY

In March of 2021, the City of Dunn retained SEPI to perform a Pavement Condition Survey on the City's Street system and to develop pavement maintenance treatment options along with the associated estimated treatment costs. City staff indicated that no previous pavement condition study results were available for historical or comparative purposes.

In accordance with the latest Dunn Powell Bill map, the City maintains approximately 66 miles of paved roadways. The City's roadway network predominantly serves residential and light commercial traffic along with some heavy-duty trucks such as delivery, sanitation, and construction vehicles. The City provided SEPI with a list of streets and SEPI conducted a visual pavement condition survey in April and May of 2021. Our condition assessment included collecting street properties i.e., street name, to/from descriptions, block number, length, width, type of pavement, whether sidewalks or curb and gutter were present and asphalt pavement distresses.



## 2.3 PAVEMENT CONDITION SURVEY METHODOLOGY

SEPI's pavement management system utilizes observed distresses collected in accordance with FHWA-RD-03-031, Distress Identification Manual for the Long-Term Pavement Performance Project (June 2003), and ASTM D6433-18 for calculating a pavement condition index (PCI). Each street segment is ridden and observed for the following pavement distresses: fatigue cracking, transverse cracking, block cracking, reflective cracking, rutting and roughness, raveling and oxidation, and potholes and patching. Each distress level is measured for severity and extent according to the LTPP Method for conducting a Pavement Condition Survey (distress definitions are included in Section 2.4). The quantity of a distress type at each severity level is used to determine deduct values for each distress type and severity level combination. This is done by assessing the quantity and severity of a distress against deduct value curves for each distress/severity. Examples of deduct value curves can be found in ASTM D6433-18. The result is a deduction in PCI value for each distress and an overall PCI value for each road segment.

The data from the observations on the rated streets is entered into SEPI's pavement management program which generates a Pavement Condition Index (PCI) for each street segment. Streets are listed based on the Pavement Condition Index (PCI) assigned as the "SEPI PCI" attribute within the database. Figure 2 represents the numerical ranges and categories for street segments.

PCI CATEGORIES	
100-90	Excellent
89-70	Good
69-45	Fair
44-20	Poor
<20	Failed

Figure 2

The PCI is a numerical indicator that rates the surface condition of the pavement. The PCI provides a measure of the present condition of the pavement based on the distress observed on the surface of the pavement. It provides an objective and rational basis for determining maintenance and repair needs and priorities. Continuous monitoring of the PCI is used to establish the rate of pavement deterioration, which permits early identification of major rehabilitation needs. The PCI provides feedback on pavement performance for validation or improvement of current maintenance procedures.

## 2.4 PAVEMENT DISTRESSES

The following distress definitions are related to all pavements and were the basis of our pavement condition survey.

**Fatigue Cracking:** A load-associated structural failure due to excessive deflections or bending of the HMA layer. This type of failure is generally full depth and extends from the bottom of the pavement upwards. Fatigue cracking is typically observed along wheel paths initially and may present as intermittent longitudinal cracking at low severity. Two primary things must occur for Fatigue Cracking to develop. First, excessive traffic loading and second, deficient pavement system strength. Poor drainage and infiltration of water can exasperate fatigue cracking by weakening the underlying base or subgrade.

As fatigue cracking becomes higher in intensity, cracks usually become an interconnected system resembling alligator skin or chicken wire. If left unresolved, fatigue cracking typically progresses from low to high severity unless the primary causes of distress are addressed. The rate of progression is entirely dependent upon the scale and frequency of loading versus the thickness and strength of pavement and subgrade in place. See figures 3 & 4 below for an example of moderate to high intensity fatigue cracking.



**Figures 3 & 4: Fatigue Cracking as seen on W. Harnett Street and S. King Avenue**

***Transverse and Block Cracking:*** Transverse cracking (Figure 5) is a distress associated with shrinkage and daily temperature cycling. Transverse cracks develop across a road segment and are not load associated but generally extend through the full depth of the pavement. Transverse cracking can become block cracking (Figure 6) as a pavement ages and becomes less able to resist dimensional changes without cracking. Transverse cracks become closer together and more frequent while also being broken into smaller longitudinal sections or blocks. The initiation and further development of Transverse and Block cracking is a factor of the asphalt mixture characteristics, level of oxidation, and intensity of climate cycles. This type of distress is usually relatively slow in its progression but can develop into fatigue cracking or potholes due to water infiltration especially in thin pavement sections with poor drainage or bird baths.



**Figures 5 & 6: Transverse Cracking and Block Cracking as seen on Orange Avenue and W. Pearsall Street**

***Patching and Potholes:*** Patching is indicated on a street when the surface of the existing pavement has been repaired by replacing or covering up part of the old asphalt with new asphalt. This can be done by surface patching or full depth (dig out) patching. The quality and condition of the patch are considered in evaluating patching—*failing patches* (Figure 7) are the only ones evaluated. If not done carefully and properly, patching can lead to a rougher riding road.

Potholes are failures in the pavement resulting in an open hole in the pavement. They are caused by various issues, and care to determine the root cause is essential to choosing the correct repair method. The size and frequency of potholes are considered when evaluating the streets.




**Figures 7: Patching that is failing (patches sinking and cracking) on Ponderosa Avenue**



## ***Surface Distresses***

***Raveling and Oxidation:*** Raveling is the surface distress known as the partial or total loss of the pavement wearing surface caused by the loss of asphalt binder, aggregate, or fines. Raveling is seen more often on AST or BST streets or slurry seal type streets than on plant mix asphalt surfaces. Raveling leads to rougher riding streets and the loss of skid resistance due to loss of aggregate and fines on the surface. Raveling can lead to water intrusion into the underlying pavement layers and subgrade if not properly repaired.

The surface distress known as oxidation (Figure 8) is the hardening and aging of the asphalt cement or binder. Visually the asphalt turns from a black color to a lighter gray color with time as the asphalt weathers. The surface binder has been worn away by traffic to expose the aggregate. The pavement stiffens and becomes more brittle. This weathering of the asphalt usually covers the entire surface and pitting can become evident. Oxidation can be seen where the asphalt has turned a much lighter gray than when first placed.



**Figure 8: Oxidation versus newer pavement (top of picture)**

***Rutting and Roughness:*** Rutting is a depression-type failure normally found in the wheel path(s) resulting from consolidation or lateral movement of any of the pavement layers or the subgrade under traffic loads. It is caused by insufficient pavement thickness; lack of proper compaction of the asphalt, stone base, or subgrade; improper asphalt mix types; or weakening of the pavement system due to moisture infiltration. Pavement uplift and shearing can occur in more serious rutting instances. Rutting can present safety concerns due to trapping water on the roadway and should be evaluated carefully to determine the root cause.

Roughness (Figures 9 & 10) is what the public perceives as the rideability of a street. One of the most important aspects of a street to the traveling public, roughness is also sometimes referred to as smoothness and is first controlled by the initial construction quality. An initially smooth street tends to stay smooth longer and deteriorate more slowly, than an initially bumpy street. The street should be properly maintained and repaired to prevent rough riding roads. Special attention to the smoothness of patching and crack sealing, and timely repair of potholes is important, or the public will observe the street as a poor or bumpy road.



**Figures 9 & 10: Utility patches can affect ride quality. Tree roots buckling pavement on W. Godwin Street creating an uneven, rough riding surface.**

## SECTION 3 – GENERAL OBSERVATIONS

### 3.1 ROAD CONDITION OVERVIEW

The results of the pavement condition survey indicate that the City of Dunn’s street system is fairly healthy and is suited for preservation and minor rehabilitation repair treatments. With such a large portion of roads in the fair category, an aggressive paving and repair approach is suggested to keep more roads from falling into the poor category. Again overall, the assessment found that 3% of the City’s street network is in Excellent condition, 26% is in Good condition and 67% is in Fair condition. The remaining portion of the network is rated as 3% Poor and 1% Failed. Figure 11 below provides a summary of the PCI results.

PCI Category	PCI Range	Powell Bill Streets		
		# of Sections	Length (miles)	% of Miles
Excellent	100 to 90	23	2.01	3%
Good	89 to 70	216	17.27	26%
Fair	69 to 45	484	44.18	67%
Poor	44 to 20	22	2.27	3%
Failed	<20	4	0.39	1%
<b>TOTALS</b>		<b>749</b>	<b>66.11</b>	<b>100%</b>

Figure 11: PCI Summary-Total Street System

The top three distresses observed and recorded during the pavement assessment were surface distresses, fatigue cracking, and transverse cracking. These three distresses reflect the natural aging process of pavements that have not been part of a pavement maintenance program. These aging roads are becoming more dry and brittle due to the oxidation and shrinking of the asphalt. Failure to timely treat these distresses may ultimately lead to water intrusion and ultimately structural failures and more costly repairs. Table 1 and Figures 12-17 on the following pages, provide an overall summary and breakdown of each distress type measured, the frequency of occurrence, and severity.

Table 1 on the following page indicates each distress recorded on the total street system in Dunn. It also shows the severity of each recorded distress recorded as a percent of the overall street network, measured in both miles and percentage of the network.

The graphs on the following pages further show the degree of the severity of each distress as part of the overall network in pie graph form. This makes it easy to see how much or how little of the overall street network is affected by distress. The least frequent distress in Dunn is reflective cracking (RC) which is only seen on streets with concrete pavement under the asphalt surface course.

Distress Items	Total Street System	
	Miles	% of Miles
<b>Transverse Cracking (TC)</b>		
A. High	12.38	18.70%
B. Medium	31.22	47.18%
C. Low	9.30	14.05%
D. None	13.28	20.07%
<i>Total</i>	<i>66.18</i>	<i>100.00%</i>
<b>Surface Defects (SD)</b>		
A. High	20.27	30.62%
B. Medium	23.00	34.76%
C. Low	20.87	31.54%
D. None	2.04	3.08%
<i>Total</i>	<i>66.18</i>	<i>100.00%</i>
<b>Patch Deterioration/Potholes (PP)</b>		
A. High	4.15	6.27%
B. Medium	11.24	16.98%
C. Low	14.45	21.83%
D. None	36.35	54.92%
<i>Total</i>	<i>66.18</i>	<i>100.00%</i>
<b>Rutting/Roughness (RR)</b>		
A. High	3.67	5.55%
B. Medium	7.26	10.97%
C. Low	5.02	7.58%
D. None	50.23	75.90%
<i>Total</i>	<i>66.18</i>	<i>100.00%</i>
<b>Block Cracking (BC)</b>		
A. High	0.00	0.00%
B. Medium	34.62	52.32%
C. Low	1.01	1.52%
D. None	30.55	46.16%
<i>Total</i>	<i>66.18</i>	<i>100.00%</i>
<b>Reflective Cracking (RC)</b>		
A. High	0.41	0.61%
B. Medium	0.00	0.00%
C. Low	0.00	0.00%
D. None	65.77	99.39%
<i>Total</i>	<i>66.18</i>	<i>100.00%</i>

Table 1: Pavement Condition Survey Distress Summary

Fatigue Cracking		
Severity	Length (mi)	% of Network
High	0.9	3.53%
Medium	8.5	34.37%
Low	13.9	56.02%
None	1.5	6.08%
	<b>24.8</b>	<b>100.00%</b>

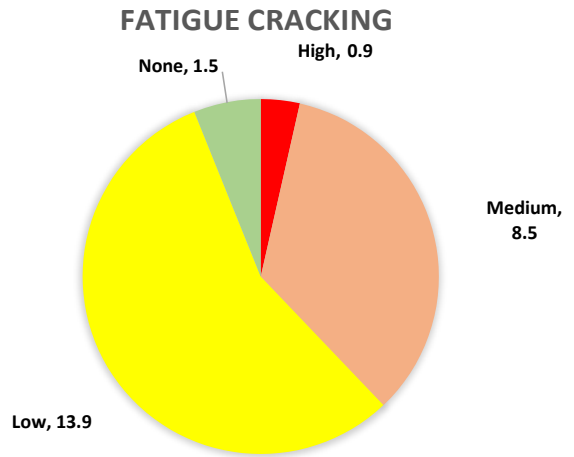


Figure 12

Transverse Cracking		
Severity	Length (mi)	% of Network
High	1.1	4.28%
Medium	10.7	43.27%
Low	9.1	36.58%
None	3.9	15.86%
	<b>24.8</b>	<b>100.00%</b>

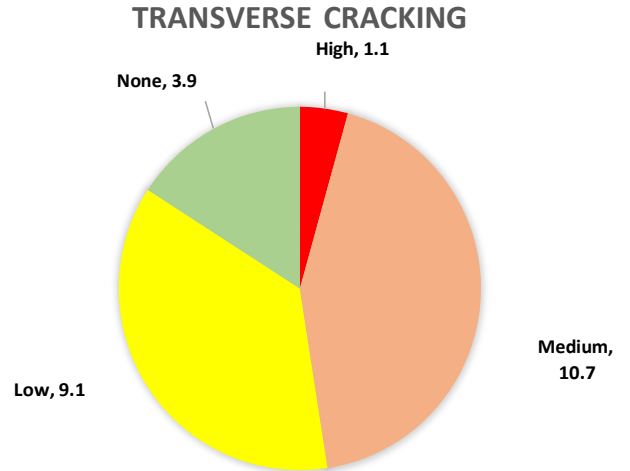


Figure 13



Patch Deterioration/Potholes		
Severity	Length (mi)	% of Network
High	1.8	7.44%
Medium	5.1	20.56%
Low	5.1	20.70%
None	12.7	51.29%
	<b>24.8</b>	<b>100.00%</b>

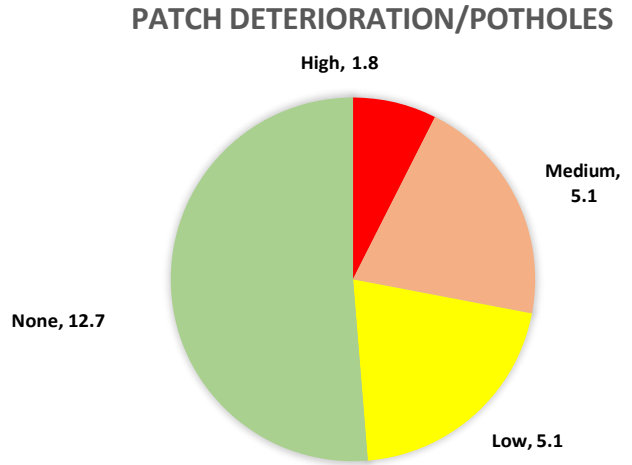


Figure 14

Surface Defects		
Severity	Length (mi)	% of Network
High	2.2	8.83%
Medium	14.3	57.73%
Low	6.6	26.60%
None	1.7	6.83%
	<b>24.8</b>	<b>100.00%</b>




Figure 15

Rutting/Roughness		
Severity	Length (mi)	% of Network
High	2.6	10.46%
Medium	3.3	13.37%
Low	1.3	5.29%
None	17.5	70.87%
	<b>24.8</b>	<b>100.00%</b>

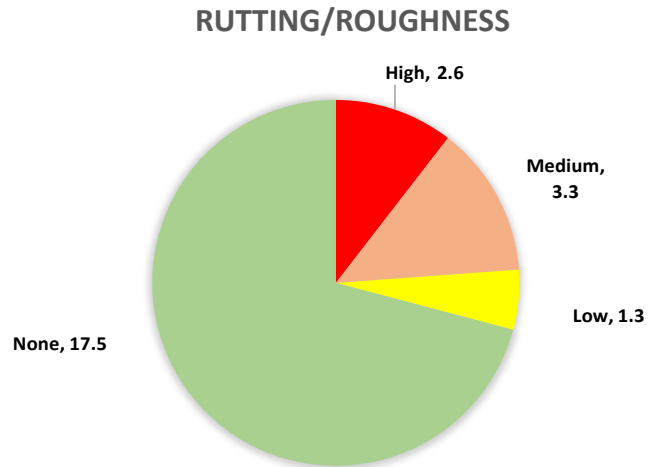


Figure 16

Block Cracking		
Severity	Length (mi)	% of Network
High	0.0	0.00%
Medium	15.5	62.43%
Low	0.6	2.26%
None	8.7	35.31%
	<b>24.8</b>	<b>100.00%</b>

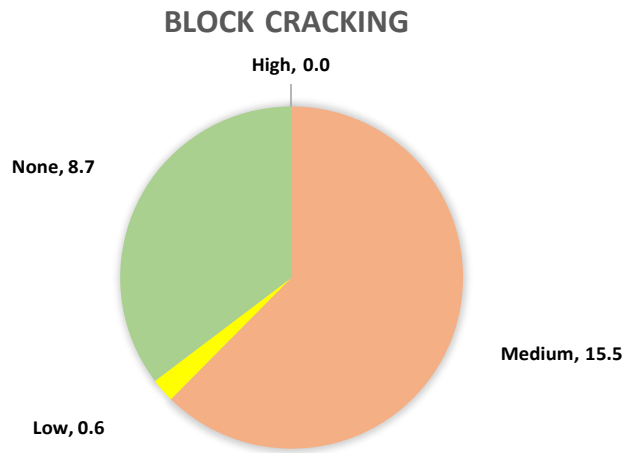


Figure 17

## SECTION 4 – MAINTENANCE RECOMMENDATIONS

### 4.1 STRATEGIC APPROACH

Studies have shown that the right treatment on the right road at the right time is the best use of limited maintenance dollars. However, for most public agencies there are typically more maintenance needs than funds available. Therefore, maintenance activities need to be prioritized to maximize available funding. **One strategy is to allocate funds and plan maintenance activities that focus on keeping the good roads good. Keeping good roads good with cost-effective and proactive treatments is the general concept of pavement preservation.**

SEPI has seen great success with a mixed pavement maintenance program often heavily utilizing pavement preservation. Pavement preservation is a planned system of treating pavements to maximize their useful life. All pavements require some form of maintenance due to the effects of traffic and the environment on the exposed pavement materials over time. For example, applying a relatively low-cost surface treatment to a pavement with light to moderate distresses can efficiently increase the life of a pavement.

The most obvious benefit of pavement preservation is the extended service life of the pavement. Other benefits of a pavement preservation program are the ability to impact significant portions of the system by utilizing lower-cost treatments, better forecasting of maintenance cost demands, fewer premature pavement failures, keeping good roads good, and reduced user inconveniences due to construction.

**The City should consider initially focusing its maintenance funding on pavement preservation practices and limited structural repair.** These types of treatments include surface patching, full-depth patching, crack sealing and surface treatments such as microsurfacing or asphalt surface treatments (AST). Also, other emerging treatments and technologies may fit in a future pavement management plan and can be discussed further if the City is interested in trying new products and procedures.

### 4.2 PAVEMENT TREATMENT OPTIONS

The exclusive purpose of the SEPI pavement management plan is to preserve pavements, delay future deterioration, and improve overall conditions cost-effectively and efficiently. Since SEPI determined that the overall system health of the City's roads was fair, the main goal of the recommended treatment options is to improve the number of good and further raise the overall condition of the City's network by applying cost-effective treatments to correct pavement deficiencies. For Dunn, treatment options will fall into two (2) categories:

#### 1. *Preventive Maintenance*

Preventive maintenance applies lower-cost treatments (Pavement Preservation) to slow down a street's deterioration, maintain or improve the functional condition, and extend the pavement's service life. With various short-term treatments, preventive maintenance can extend pavement life an average of 3 to 10 years. Applied to the right road at the right time—when the pavements are mostly in good condition—preventive maintenance can improve the network condition significantly at a lower unit cost.

**2. Rehabilitation**

Rehabilitation applies structural enhancements to improve a pavement’s load-carrying capability and extend the service life. Most rehabilitation projects are designed to last 10 to 15 years.

It should be noted that reconstruction is typically a third category that is included in a treatment option menu. This category is for roads that have failed and require the complete replacement of the pavement structure with a new equivalent structure. Although some streets in the City’s network could benefit from reconstruction, the number of candidates is small, and the relatively low volume of traffic further minimizes the candidates and allows most of those streets to be repaired and repaved rather than reconstructed.

PCI CATEGORIES		MAINTENANCE TIER	REPAIR TYPES
100-90	Excellent	Do Nothing	None
89-70	Good	Preservation	Crack Seals, Surface Patching, Surface Treatments
69-45	Fair	Minor Rehabilitation	Patching plus Asphalt Overlays
44-20	Poor	Major Rehabilitation	Significant Street Repairs Plus Asphalt Overlays
<20	Failed	Reconstruction	Reconstruction Varies after Evaluating the Individual Street Failure Types

Maintenance Treatment Matrix

**4.3 PRELIMINARY RECOMMENDATIONS**

For Dunn’s recommendations, SEPI developed a two-tiered program of rehabilitation and preventative maintenance. The approach addresses the “poor” and “fair” roads by rehabilitation and the “good” roads with preventative maintenance. As a disclaimer, it is customary for pavement engineers to translate pavement condition ratings into simple categories for ease of understanding. For this pavement study, an “excellent” road indicates a road with a PCI of 90 or higher, a “good” road indicates a road with a PCI between 70 and 90, a “fair” road indicates a road with a PCI between 45 and 70, and a “poor” road indicates a road with a PCI of 20 to 45. Anything less than 20 is considered a failed road.

For roads with “poor” or “failing” designation the recommended treatment activity is full-depth patching and other repairs performed as needed followed by a hot mix overlay. This could include milling then an overlay with an appropriate pavement surface. For roads with “fair” designation, the recommended treatment activity is a combination of minor repairs and a hot mix asphalt overlay. For some roads, milling may be required.

For the good roads, preventative maintenance of some type (minor repair or an AST seal) is the recommended application. The treatment recommendations along with associated costs are shown in Table 2 below. SEPI recommends that the City use the above maintenance options to get the maximum life out of the roads in the system. The “mix-of-fixes” approach helps optimize available funds to meet network condition needs.

Maintenance	Cost	Maintenance	Cost
Minor Rehab - 1.25" Overlay	\$14.00/SY	Surface Patching	\$40.00/SY
Major Rehab - 1.5" Overlay/Other	\$23.00/SY	Crack Sealing	\$5000/mile
Preservation – Microsurfacing/AST	\$4.00/SY	Full Depth Patching	\$100.00/SY

Table 2

Table 3 summarizes the suggested maintenance activities and total cost for the City’s entire street network. **The current maintenance backlog has been determined to be \$15,717,120.** A detailed maintenance and repair analysis of each road segment based upon segment PCI may be found in Appendices C and D.

ESTIMATED NETWORK MAINTENANCE & REPAIR COST				
TREATMENT	Study Roads			
	# of Sections	Miles	SqYds	Cost
Crack Seal	495	44.76		\$223,545
Surface Patching	355	-	46,200.59	\$2,038,012
Full Depth Patching	98	-	11,712.34	\$1,171,225
Preservation	221	17.99		\$1,017,822
Minor Rehabilitation	433	38.67		\$8,439,305
Major Rehabilitation	68	7.03		\$2,827,211
<b>Totals</b>				<b>\$15,717,120</b>

Table 3

\*Preservation Cost was calculated utilizing microsurfacing which would require a minimum of five (5) miles of work to be cost-effective.

While the above table details the total cost of maintenance and repair of the road network, it is important to prioritize road improvements and develop a yearly budget that will adequately address the network deficiencies. Normally, the cost of maintenance and repair of a network exceeds that of the City’s budget, so it is necessary to establish a plan to prioritize improvements that maximize the overall network health. It is also important to note that the estimated costs are meant to serve as a guide; therefore, SEPI strongly encourages the City to engage those with expertise and relevant knowledge when developing its annual budget and contracts. Appendix C, Appendix D, and Appendix E provide detailed maps of the PCI and recommended treatments which can help inform priority and budgeting decisions.

For Fair and good pavements, one alternative treatment that has proven to be very successful both regionally and nationally is microsurfacing. Microsurfacing (also known as a type of slurry seal) is a mixture of asphalt emulsion and fine aggregate that is applied uniformly to the pavement with specialized equipment. Microsurfacing is a preventative maintenance treatment that is slightly more expensive (approximately \$0.50/SY increase) than AST, but it provides a relatively low-cost treatment that is more similar in appearance to Hot Mix Asphalt. Dunn has some residential roadways that have recently been paved. It may be favorable to utilize an application in these areas that is aesthetically similar. In addition, there are a small handful of higher volume roadways in this system. Microsurfacing may be more appropriate for moderate volume, moderate-speed applications than AST due to its differences in surface characteristics. Please see figure 18 below for a picture of typical microsurfacing.



**Figure 18: Typical Microsurfacing for preservation of roads**

It should be noted that due to the specialty nature of microsurfacing, sufficient contract quantities would be necessary to generate contractor interest and project viability. Our conversations with the industry indicate that contract quantities including a minimum of five (5) miles of microsurfacing would be preferred for mobilization of the equipment and to keep costs reasonable. If the City is interested in learning more about this type of treatment, we can provide additional information.

In addition to the pavement preservation practices referenced above, **the SEPI Team also identified a need for drainage improvements on the shoulders and the ditches in Dunn.** High shoulders should be cut down and shaped to direct the water into the ditches. There are places where the ditches are not draining properly which can create issues in the road subgrade. **SEPI strongly recommends some funding be set aside to address the drainage issues prior to pavement improvements.**

The maintenance activities discussed are the preliminary recommended treatments for the type and extent of distresses observed. Some sections require multiple treatments for optimal performance. To provide the most benefit where multiple activities are recommended, activities should be completed within the same calendar year. Validation of the preliminary recommendations should be done in the field prior to developing a project or yearly program activities.

The recommended repairs are best judgments given the pavement conditions, but other needs such as utility repairs, conditions of curb and gutter, drainage, and traffic volume may dictate a variation of the activity. Field observations by an engineer are highly recommended prior to project development because of the ever-changing characteristics associated with pavement maintenance. **This final evaluation prior to letting a contract is vital to ensuring the right treatment on the right road at the right time and will help to ensure forecasted budgetary needs are as accurate as they can be.**

#### 4.4 PAVEMENT MANAGEMENT PLAN CONSIDERATIONS

Given the results of the PCI survey, the availability of funds, and utilizing the two-tiered program of rehabilitation and preventative maintenance outlined in Section 4.2, a 20-year life cycle was determined to be reasonable for the City of Dunn's Street network. As a comparison, NCDOT uses a resurfacing cycle length of 15 years for urban & secondary roads

Key highlights of the considerations are as follows:

1. Preservation/Preventative Maintenance strategy for the "good" roads – Surface Patching, Full-depth patching, and crack sealing/repairs
2. Rehabilitation strategy for "poor" and "fair" roads – Patching and Overlays (Plant Mix or Microsurfacing.) Microsurfacing assumes a 5-mile minimum contract quantity and requires technical support (inspection) to ensure quality workmanship.

We also recommend all work be done under the supervision of certified inspectors. Certified inspectors play a vital role in municipalities getting the product they are paying for on the ground, within specifications, and with cost-efficiency.

Further, SEPI encourages that the City implement the recommended pavement maintenance strategy in phases and organize needed contracts in the following order:

- Patching – Since there is a need for a great deal of prep work such as patching, we recommend patching be done in one of two ways: 1) Partner with the local NCDOT office to have their crews review the streets and patch the areas of need; or 2) Let a contract to patch areas under the supervision of a certified inspector. The inspector and their engineer can mark the areas to be patched in the field prior to letting the contract. The contract can be properly managed through inspection for both quality and quantity control.
- Asphalt Paving – Asphalt paving contract should follow the patching contract. Consideration could be given to let the two contracts together if desired. This contract would include the patching then any resurfacing or milling and resurfacing with asphalt.
- Preservation – Preservation should be the final contract since patching and crack sealing/repair needs to be done prior to the preservation. The recommended preservation treatments are either thin overlays, microsurfacing, or asphalt surface treatment (AST.) There is the option of

partnering with the local NCDOT office and utilizing their yearly AST contracts to get the best prices on this method. NCDOT would provide an inspector on the job with the agreement. If microsurfacing is the chosen method of preservation, it is strongly recommended that an engineering firm with certified inspectors be hired to manage and/or supervise the work being done. This is again necessary to control the quantity and the quality of the work.

- Given the number of relatively short sections of roadways within this system, it would also be beneficial to consider letting contracts with like-type roads requiring the same treatments. This will establish better prices through an economy of scale.

SEPI recommends that the City of Dunn follow the pavement preservation philosophy outlined in this report. The City's approach should combine traditional medium to long-term strategies (reconstruction and resurfacing) with short-term preventative maintenance strategies to achieve the highest level of service while maximizing available Powell Bill funds each year. These funds should be augmented when additional funds are available. The experienced SEPI Team is available to assist the City with future planning if desired.

Lastly, SEPI recommends that the City of Dunn plan for future pavement condition surveys on regular four to five (4-5) year intervals so that the status of the road system can be monitored, and maintenance plans altered as necessary.

## 4.5 Parking Lots

At the request of the Assistant City Manager, SEPI conducted a maintenance assessment of three City-owned parking lots. In general, the current condition of the asphalt parking lots is fair and typical of aging, low-volume car parking areas. Parking lots are highly susceptible to transverse cracking, oxidation and localized drainage issues all leading to problem spots in the pavement. This parking areas are serviceable but in need of a plan to keep issues that are currently serviceable from becoming more significant problems. The types of failures present suggest that the parking area is not significantly deficient in structure as most of the cracking is random in nature other than in areas where drainage appears to be an issue. Some site specific observations include:

1. At **Tyler Park**:
  - a. The lot beside the tennis courts (off N. General Lee Avenue) has high shoulders causing standing water after rains (See Figure 1).
  - b. The "C" shaped parking lot on the other side of the tennis courts is in relatively good condition but has transverse cracking.
  - c. The third parking lot at Tyler is off W. Edgerton Street has transverse and surface cracking present
2. At **Tart Park**, the lot off S. Elm Avenue has drainage issues, transverse (See Figure 2) and surface cracking.
3. The larger parking lot off Jackson Road has high shoulders affecting drainage, transverse and surface cracking.



SEPI recommends that at a minimum, the City develop a maintenance plan and strategy for the parking lots that include the following:

- Address drainage issues at each parking lot
- Full Depth Patch and level as necessary to address isolated failures.
- Perform crack sealing (including grass eradication)
- Seal the surface of the pavement with an appropriate treatment such as slurry, AST or microsurfacing (Next 3-5 years after maintenance repairs completed)



Figure 1-High shoulders holding water on parking lot



Figure 2-Grass growing in large cracks in parking lot

## SECTION 5 – ACKNOWLEDGEMENTS

SEPI would like to thank the City of Dunn for this opportunity. The City staff was professional, conscientious, knowledgeable, and very supportive of the SEPI Team. The background information and open discussions with staff provided also helped ensure a very successful project. It would be a pleasure to work with Elizabethtown again should our services be needed.

The SEPI team has a wide range of expertise, offering unique solutions to our clients across North Carolina and the Southeast. SEPI staff is prepared to offer engineering solutions to our clients in most all Civil Engineering disciplines. Our goal is not just to meet the needs of our clients, but also to exceed them. SEPI offers sustainable, earnest, practical, and innovative service lines to a wide range of clients. We have offices in Raleigh, Charlotte, and Wilmington in North Carolina; Charleston and Beaufort in South Carolina; and Palmetto and Fort Lauderdale in Florida.



## APPENDIX A

2021 CITY OF DUNN PAVEMENT CONDITION SURVEY  
ALPHABETICAL LIST OF SEGMENTS



Appendix A - Alphabetical List of Segments

SectionID	Street Name	CL	BEG_DESC	END_DESC	P	FC	TC	PP	SD	RR	RC	BC	Sidewalk	Length (ft)	Width (ft)	SqYd	PCI	Cost
9640	ALMOND DR	A	GLENEAGLES AVE	GLENALMOND CT	A	LOW/10-25	NONE	NONE	LOW/EXTREME	NONE	NONE	MEDIUM/10-25	No	152.25	22	372.16	81.11	Crack Seal: \$144   Preservation: \$1,489
2364	ANNE ST	A	ELDRIDGE DR	FAIRGROUND RD	A	MEDIUM/5-10	LOW/LOW	NONE	MEDIUM/EXTREME	NONE	NONE	NONE	No	551.70	17	1042.1	66.94	Minor Rehab: \$14,589   Surface Patching: \$3,126
2365	ANNE ST	A	BEASLEY ST	ELDRIDGE DR	A	LOW/0-5	NONE	MEDIUM/0-5	MEDIUM/EXTREME	NONE	NONE	NONE	No	342.00	16	608	67.69	Minor Rehab: \$8,512   Surface Patching: \$608
1112	ASHLEY LN	A	WINTERLOCHEN DR	DEAD END	A	MEDIUM/5-10	MEDIUM/LOW	NONE	HIGH/EXTREME	MEDIUM/LOW	NONE	LOW/0-5	No	383.28	23	979.49	52.20	Minor Rehab: \$13,713   Surface Patching: \$7,835   Crack Seal: \$363
7741	BASIN ST	A	FAIRGROUND RD	DEAD END	A	MEDIUM/0-5	HIGH/HIGH	MEDIUM/0-5	MEDIUM/EXTREME	NONE	NONE	MEDIUM/5-10	No	1021.62	30	3405.4	55.72	Minor Rehab: \$47,676   Surface Patching: \$6,810   Crack Seal: \$967
7745	BEALE ST	A	FAIRGROUND RD	DEAD END	A	LOW/0-5	HIGH/HIGH	NONE	MEDIUM/EXTREME	NONE	NONE	MEDIUM/10-25	No	960.65	36	3842.6	55.40	Minor Rehab: \$53,796   Crack Seal: \$910
2366	BEASLEY ST	A	FAIRGROUND RD	ANNE ST	A	MEDIUM/5-10	MEDIUM/LOW	LOW/0-5	MEDIUM/EXTREME	MEDIUM/LOW	NONE	NONE	No	405.39	18	810.78	66.20	Minor Rehab: \$11,351   Surface Patching: \$6,486   Crack Seal: \$384
2367	BEASLEY ST	A	ANNE ST	MEADOWLARK RD	A	LOW/0-5	MEDIUM/MEDIUM	NONE	MEDIUM/EXTREME	NONE	NONE	NONE	No	786.56	18	1573.12	66.36	Minor Rehab: \$22,024   Crack Seal: \$745
10410	BEAUFORT CIR	A	CRESCENT DR	CUL-DE-SAC	A	NONE	NONE	NONE	NONE	NONE	NONE	NONE	No	234.24	22	572.59	100.00	No Treatment
4814	BEST ST	A	S CLINTON AVE	S MAGNOLIA AVE	A	MEDIUM/10-25	MEDIUM/LOW	NONE	HIGH/EXTREME	NONE	NONE	MEDIUM/10-25	No	376.98	20	837.74	51.07	Minor Rehab: \$11,728   Surface Patching: \$5,864   Crack Seal: \$357
4901	BEST ST	A	S MAGNOLIA AVE	S ELM AVE	A	MEDIUM/5-10	MEDIUM/MEDIUM	LOW/0-5	MEDIUM/EXTREME	MEDIUM/LOW	NONE	MEDIUM/10-25	No	447.76	20	995.01	64.71	Minor Rehab: \$13,930   Surface Patching: \$7,960   Crack Seal: \$424
2204	BISHOP LN	A	VILLAGE SQUARE DR	CUL-DE-SAC	A	HIGH/0-5	MEDIUM/LOW	MEDIUM/0-5	HIGH/EXTREME	NONE	NONE	NONE	No	367.35	26	1061.23	52.96	Full Depth Patching: \$2,653   Minor Rehab: \$14,857   Surface Patching: \$1,061   Crack Seal: \$348
2205	BISHOP LN	A	VILLAGE SQUARE DR	DEAD END	A	MEDIUM/5-10	MEDIUM/LOW	NONE	HIGH/EXTREME	NONE	NONE	NONE	No	617.27	26	1783.23	52.78	Minor Rehab: \$24,965   Surface Patching: \$5,350   Crack Seal: \$585
2379	BRANDYWOOD DR	A	WOODRIDGE DR	CUL-DE-SAC	A	NONE	NONE	NONE	MEDIUM/EXTREME	NONE	NONE	NONE	No	467.54	22	1142.87	68.00	Minor Rehab: \$16,000
3375	BRANDYWOOD DR	A	ROLLINGWOOD DR	WOODRIDGE DR	A	HIGH/25-50	NONE	LOW/0-5	MEDIUM/EXTREME	NONE	NONE	NONE	No	127.85	28	397.76	40.28	Major Rehab: \$9,148
2178	BRIARCLIFF DR	A	MARLOWE DR	DEAD END	A	LOW/0-5	HIGH/MEDIUM	LOW/0-5	MEDIUM/EXTREME	LOW/LOW	NONE	MEDIUM/50-75	No	718.77	36	2875.08	48.48	Major Rehab: \$66,127
7644	BRIARCLIFF DR	A	W CUMBERLAND ST	MARLOWE DR	A	LOW/5-10	MEDIUM/MEDIUM	LOW/0-5	LOW/EXTREME	NONE	NONE	MEDIUM/10-25	No	542.60	36	2170.38	78.49	Crack Seal: \$514   Preservation: \$8,682
2382	BRIGHTWOOD CIR	A	ROLLINGWOOD DR	CUL-DE-SAC	A	HIGH/10-25	HIGH/MEDIUM	MEDIUM/0-5	HIGH/EXTREME	NONE	NONE	MEDIUM/5-10	No	233.48	30	778.27	49.36	Full Depth Patching: \$13,620   Major Rehab: \$17,900   Surface Patching: \$778   Crack Seal: \$221
6306	BROOKWOOD AVE	A	DELANO ST	FRIENDLY RD	A	MEDIUM/25-50	MEDIUM/LOW	NONE	HIGH/EXTREME	NONE	NONE	MEDIUM/5-10	No	619.89	20	1377.53	49.99	Major Rehab: \$31,683   Crack Seal: \$587
5008	BRUCE DR	A	ERWIN RD	EOM	A	LOW/0-5	NONE	NONE	LOW/EXTREME	MEDIUM/LOW	NONE	LOW/0-5	No	604.65	21	1410.84	81.99	Surface Patching: \$7,054   Preservation: \$5,643
8991	BRUNSWICK DR	A	CURRITUCK AVE	ROWAN ST	A	NONE	NONE	NONE	NONE	NONE	NONE	NONE	No	1270.39	30	4234.64	100.00	No Treatment
7901	BURKE ST	A	MOORE ST	CLAYTON ST	A	LOW/0-5	MEDIUM/LOW	LOW/0-5	MEDIUM/EXTREME	NONE	NONE	NONE	No	443.93	20	986.52	67.32	Minor Rehab: \$13,811   Crack Seal: \$420
7903	BURKE ST	A	E JOHNSON ST	MOORE ST	A	LOW/0-5	MEDIUM/MEDIUM	LOW/0-5	MEDIUM/EXTREME	NONE	NONE	NONE	No	325.98	21	760.62	66.32	Minor Rehab: \$10,649   Crack Seal: \$309
7905	BURKE ST	A	CLAYTON ST	LINCOLN ST	A	LOW/0-5	MEDIUM/LOW	LOW/0-5	MEDIUM/EXTREME	NONE	NONE	NONE	No	335.05	20	744.56	67.32	Minor Rehab: \$10,424   Crack Seal: \$317
7907	BURKE ST	A	LINCOLN ST	DEAD END	A	LOW/5-10	LOW/LOW	NONE	MEDIUM/EXTREME	HIGH/LOW	NONE	NONE	No	285.28	21	665.65	66.36	Minor Rehab: \$9,319
7489	BURNETTE ST	A	FAIRVIEW ST	N MCKAY AVE	A	MEDIUM/5-10	MEDIUM/MEDIUM	NONE	MEDIUM/EXTREME	NONE	NONE	NONE	No	363.66	21	848.54	65.86	Minor Rehab: \$11,880   Surface Patching: \$2,546   Crack Seal: \$344
2214	BYRD DR	A	W COLE ST	FRIENDLY RD	A	LOW/0-5	MEDIUM/MEDIUM	MEDIUM/0-5	HIGH/EXTREME	MEDIUM/LOW	NONE	NONE	No	1130.67	25	3140.74	51.65	Minor Rehab: \$43,970   Surface Patching: \$18,844   Crack Seal: \$1,071
7747	BYRON ST	A	BEALE ST	SAINT ST	A	MEDIUM/5-10	MEDIUM/MEDIUM	NONE	MEDIUM/EXTREME	NONE	NONE	MEDIUM/5-10	No	524.73	36	2098.93	65.57	Minor Rehab: \$29,385   Surface Patching: \$6,297   Crack Seal: \$497
7742	BYRON ST	A	BASIN ST	DEAD END	A	HIGH/10-25	NONE	NONE	MEDIUM/EXTREME	NONE	NONE	NONE	No	228.38	36	913.51	64.33	Full Depth Patching: \$15,986   Minor Rehab: \$12,789
7746	BYRON ST	A	BASIN ST	BEALE ST	A	MEDIUM/5-10	MEDIUM/MEDIUM	LOW/0-5	MEDIUM/EXTREME	LOW/LOW	NONE	MEDIUM/5-10	No	389.34	36	1557.38	65.31	Minor Rehab: \$21,803   Surface Patching: \$4,672   Crack Seal: \$369
3415	CAMBRIDGE CT	A	CANTERBURY DR	DEAD END	A	LOW/0-5	NONE	LOW/5-10	LOW/EXTREME	NONE	NONE	NONE	No	179.57	30	598.57	82.61	Preservation: \$2,394
2371	CANAL DR	A	FAIRVIEW ST	MEMORIAL AVE	A	LOW/0-5	LOW/MEDIUM	NONE	LOW/EXTREME	NONE	NONE	NONE	No	481.96	22	1178.11	81.94	Preservation: \$4,712
2372	CANAL DR	A	MEMORIAL AVE	FAIRGROUND RD	A	NONE	LOW/LOW	NONE	LOW/EXTREME	NONE	NONE	NONE	No	345.70	22	845.04	82.67	Preservation: \$3,380
2188	CANTERBURY DR	A	PARLIAMENT PL	KINGSWAY DR	A	MEDIUM/5-10	MEDIUM/HIGH	NONE	MEDIUM/EXTREME	NONE	NONE	NONE	No	402.08	30	1340.25	64.94	Minor Rehab: \$18,764   Surface Patching: \$4,021
2189	CANTERBURY DR	A	KINGSWAY DR	CAMBRIDGE CT	A	MEDIUM/0-5	MEDIUM/MEDIUM	NONE	MEDIUM/EXTREME	NONE	NONE	NONE	No	246.64	30	822.14	66.25	Minor Rehab: \$11,510   Surface Patching: \$822   Crack Seal: \$234
3414	CANTERBURY DR	A	CAMBRIDGE CT	QUEENSBURY CT	A	LOW/0-5	HIGH/MEDIUM	NONE	MEDIUM/EXTREME	NONE	NONE	NONE	No	175.77	30	585.89	65.69	Minor Rehab: \$8,202
5047	CANTERBURY DR	A	W POPE ST	PARLIAMENT PL	A	LOW/0-5	LOW/LOW	NONE	MEDIUM/EXTREME	NONE	NONE	NONE	No	228.85	30	762.83	67.61	Minor Rehab: \$10,680
5052	CANTERBURY DR	A	QUEENSBURY CT	DEAD END	A	LOW/0-5	HIGH/LOW	NONE	MEDIUM/EXTREME	NONE	NONE	NONE	No	545.18	30	1817.25	67.11	Minor Rehab: \$25,442   Crack Seal: \$516
2309	CARLIE C'S DR	A	N ASHE AVE	DEAD END	A	MEDIUM/25-50	HIGH/MEDIUM	MEDIUM/0-5	HIGH/EXTREME	NONE	NONE	MEDIUM/5-10	No	1111.20	24	2963.2	48.78	Major Rehab: \$68,154   Surface Patching: \$2,963   Crack Seal: \$1,052
2283	CARRIAGE CT	A	STEEPLECHASE DR	CUL-DE-SAC	A	HIGH/0-5	MEDIUM/MEDIUM	HIGH/0-5	HIGH/EXTREME	NONE	NONE	NONE	No	290.75	23	743.03	51.83	Full Depth Patching: \$1,858   Minor Rehab: \$10,402   Crack Seal: \$275
2285	CASCADE CIR	A	CRESTVIEW DR	DEAD END	A	MEDIUM/10-25	NONE	LOW/25-50	HIGH/EXTREME	MEDIUM/LOW	NONE	MEDIUM/0-5	No	299.36	30	997.88	50.61	Minor Rehab: \$13,970   Surface Patching: \$11,974   Crack Seal: \$283
2498	CASWELL ST	A	E CARR ST	E TOWNSEND ST	A	HIGH/75-100	NONE	HIGH/0-5	HIGH/EXTREME	NONE	NONE	NONE	No	440.35	20	978.55	8.83	Major Rehab: \$22,507
9643	CHADBURY DR	A	GLENEAGLES AVE	CHADBURY DR	A	LOW/10-25	MEDIUM/LOW	NONE	LOW/EXTREME	MEDIUM/LOW	NONE	MEDIUM/0-5	No	818.33	22	2000.36	81.17	Surface Patching: \$10,002   Crack Seal: \$775   Preservation: \$8,001
2185	CHAMPION DR	A	N POWELL AVE	DEAD END	A	NONE	NONE	NONE	NONE	NONE	NONE	NONE	No	427.82	44	2091.58	100.00	No Treatment
2176	CHAUCER CT	A	MARLOWE DR	DEAD END	A	LOW/0-5	HIGH/HIGH	NONE	HIGH/EXTREME	NONE	NONE	NONE	No	429.91	30	1433.03	50.53	Minor Rehab: \$20,062
2369	CHELSEA LN	A	FAIRGROUND RD	MEADOWLARK RD	A	LOW/0-5	MEDIUM/LOW	NONE	MEDIUM/EXTREME	LOW/LOW	NONE	NONE	No	1046.02	18	2092.05	66.99	Minor Rehab: \$29,289   Crack Seal: \$991
9936	CHERRY LN	A	ERWIN RD	CHERRY LN	A	MEDIUM/5-10	LOW/LOW	NONE	LOW/EXTREME	NONE	NONE	NONE	No	602.49	21	1405.82	81.94	Surface Patching: \$4,217   Preservation: \$5,623
9937	CHERRY LN	A	CHERRY LN	CHERRY LN	A	MEDIUM/10-25	LOW/LOW	NONE	LOW/EXTREME	NONE	NONE	MEDIUM/5-10	No	1053.09	20	2340.2	77.03	Surface Patching: \$16,381   Crack Seal: \$997   Preservation: \$9,361
7899	CLAYTON ST	A	BURKE ST	E GRANVILLE ST	A	LOW/0-5	MEDIUM/MEDIUM	NONE	HIGH/EXTREME	NONE	NONE	NONE	No	283.53	18	567.07	52.36	Minor Rehab: \$7,939   Crack Seal: \$268
2162	COL JOHNSON DR	A	ERWIN RD	DEAD END	A	LOW/0-5	NONE	HIGH/0-5	LOW/EXTREME	MEDIUM/MEDIUM	NONE	NONE	No	759.66	20	1688.12	62.21	Full Depth Patching: \$4,220   Minor Rehab: \$23,634
2172	COLERIDGE DR	A	MARLOWE DR	THORNDALE DR	A	LOW/0-5	HIGH/MEDIUM	NONE	HIGH/EXTREME	NONE	NONE	NONE	No	890.90	30	2969.66	51.69	Minor Rehab: \$41,575
2173	COLERIDGE DR	A	THORNDALE DR	DEAD END	A	HIGH/0-5	NONE	HIGH/0-5	HIGH/EXTREME	LOW/LOW	NONE	NONE	No	482.35	30	1607.82	52.83	Full Depth Patching: \$4,020   Minor Rehab: \$22,509
7537	COMMERCE DR	A	CROSSOVER	W CUMBERLAND ST	A	HIGH/25-50	MEDIUM/MEDIUM	HIGH/0-5	HIGH/EXTREME	NONE	NONE	MEDIUM/10-25	No	1220.42	36	4881.67	37.24	Full Depth Patching: \$12,204   Major Rehab: \$112,278   Crack Seal: \$1,156
4900	COOKE ST	A	S CLINTON AVE	DEAD END	A	HIGH/50-75	NONE	HIGH/0-5	HIGH/EXTREME	HIGH/LOW	NONE	MEDIUM/0-5	No	713.72	22	1744.66	18.02	Major Rehab: \$40,127
2344	COOPER ST	A	CAROLINA DR	QUEENS AVE	A	LOW/0-5	MEDIUM/MEDIUM	NONE	MEDIUM/EXTREME	NONE	NONE	NONE	No	408.48	25	1134.66	66.36	Minor Rehab: \$15,885   Crack Seal: \$387
2345	COOPER ST	A	QUEENS AVE	WESTBROOK AVE	A	LOW/0-5	LOW/LOW	NONE	MEDIUM/EXTREME	NONE	NONE	MEDIUM/0-5	No	358.83	25	996.74	67.51	Minor Rehab: \$13,954   Crack Seal: \$340
2346	COOPER ST	A	WESTBROOK AVE	DAVIS AVE	A	LOW/0-5	HIGH/HIGH	NONE	MEDIUM/EXTREME	NONE	NONE	NONE	No	357.11	25	991.97	56.28	Minor Rehab: \$13,888
2347	COOPER ST	A	DAVIS AVE	WADE AVE	A	MEDIUM/0-5	HIGH/MEDIUM	NONE	HIGH/EXTREME	NONE	NONE	MEDIUM/0-5	No	643.87	25	1788.53	51.50	Minor Rehab: \$25,039   Surface Patching: \$1,789   Crack Seal: \$610
2348	COOPER ST	A	WADE AVE	LAKESHORE DR	A	MEDIUM/10-25	MEDIUM/LOW	MEDIUM/0-5	HIGH/EXTREME	NONE	NONE	NONE	No	362.25	18	724.51	51.74	Minor Rehab: \$10,143   Surface Patching: \$5,797   Crack Seal: \$343
3878	CORINTH AVE	A	E WAKE ST	DEAD END	A	HIGH/10-25	NONE	NONE	HIGH/EXTREME	HIGH/LOW	NONE	NONE	No	1102.30	22	2694.5	50.42	Full Depth Patching: \$47,154   Minor Rehab: \$37,723
4943	COVINGTON LN	A	S ELM AVE	CUL-DE-SAC	A	MEDIUM/10-25	MEDIUM/MEDIUM	NONE	HIGH/EXTREME	MEDIUM/LOW	NONE	MEDIUM/0-5	No	692.31	24	1846.16	50.67	Minor Rehab: \$25,846   Surface Patching: \$22,154   Crack Seal: \$656
2343	CREPE MYRTLE LN	A	LAKESHORE DR	DEAD END	A	MEDIUM/5-10	HIGH/MEDIUM	NONE	HIGH/EXTREME	NONE	NONE	MEDIUM/5-10	No					



971	DAVIS AVE	A	LAKESHORE DR	WADE AVE	A	LOW/0-5	HIGH/MEDIUM	NONE	HIGH/EXTREME	NONE	NONE	NONE	No	618.33	34	2335.92	51.69	Minor Rehab: \$32,703
2209	DELANO ST	A	MAPLE AVE	OAKWOOD AVE	A	MEDIUM/10-25	MEDIUM/HIGH	NONE	HIGH/EXTREME	NONE	NONE	MEDIUM/5-10	No	340.09	20	755.75	50.04	Minor Rehab: \$10,581   Surface Patching: \$5,290   Crack Seal: \$322
6307	DELANO ST	A	BROOKWOOD AVE	MAPLE AVE	A	HIGH/25-50	NONE	NONE	HIGH/EXTREME	NONE	NONE	MEDIUM/5-10	No	320.53	20	712.29	38.78	Major Rehab: \$16,383   Crack Seal: \$304
935	DOGWOOD KNOLL ST	A	FAIRGROUND RD	DEAD END	A	LOW/0-5	MEDIUM/MEDIUM	LOW/5-10	LOW/EXTREME	NONE	NONE	NONE	No	234.09	18	468.17	79.32	Crack Seal: \$222   Preservation: \$1,873
5091	DUBOIS CIR	A	E VANCE ST	CUL-DE-SAC	A	MEDIUM/0-5	HIGH/MEDIUM	NONE	HIGH/EXTREME	MEDIUM/LOW	NONE	NONE	No	380.14	20	844.76	51.01	Minor Rehab: \$11,827   Surface Patching: \$5,069
4827	E BAY ST	A	E BAY ST	S WASHINGTON AVE	A	MEDIUM/10-25	MEDIUM/LOW	NONE	MEDIUM/EXTREME	NONE	NONE	MEDIUM/0-5	No	362.13	17	684.03	65.78	Minor Rehab: \$9,576   Surface Patching: \$4,788   Crack Seal: \$343
4864	E BAY ST	A	S WILSON AVE	E BAY ST	A	LOW/0-5	MEDIUM/LOW	HIGH/0-5	MEDIUM/EXTREME	MEDIUM/LOW	NONE	NONE	No	362.68	20	805.96	66.41	Full Depth Patching: \$2,015   Minor Rehab: \$11,283   Surface Patching: \$4,030   Crack Seal: \$343
4867	E BAY ST	A	E BAY ST	S MAGNOLIA AVE	A	NONE	NONE	NONE	LOW/EXTREME	LOW/LOW	NONE	NONE	No	367.93	20	817.63	82.42	Preservation: \$3,271
4868	E BAY ST	A	S MAGNOLIA AVE	E BAY ST	A	LOW/0-5	MEDIUM/LOW	NONE	HIGH/EXTREME	MEDIUM/LOW	NONE	NONE	No	363.77	17	687.12	52.65	Minor Rehab: \$9,620   Surface Patching: \$3,436   Crack Seal: \$344
4870	E BAY ST	A	S WASHINGTON AVE	DEAD END	A	LOW/0-5	LOW/LOW	NONE	LOW/EXTREME	NONE	NONE	NONE	No	401.69	28	1249.72	82.61	Preservation: \$4,999
4638	E BROAD ST	A	N LEE AVE	N HOLLAND AVE	A	MEDIUM/5-10	HIGH/HIGH	NONE	HIGH/EXTREME	NONE	NONE	MEDIUM/5-10	No	824.05	44	4028.67	49.74	Major Rehab: \$92,659   Surface Patching: \$12,086   Crack Seal: \$780
4920	E BROAD ST	A	W BROAD ST	N WILSON AVE	A	LOW/0-5	HIGH/LOW	NONE	LOW/EXTREME	NONE	NONE	NONE	Yes	392.76	44	1920.14	82.11	Crack Seal: \$372   Preservation: \$7,681
4944	E BROAD ST	A	N WILSON AVE	N CLINTON AVE	A	LOW/0-5	NONE	NONE	LOW/EXTREME	NONE	NONE	NONE	Yes	363.88	44	1778.96	82.92	Preservation: \$7,116
4948	E BROAD ST	A	S CLINTON AVE	N MAGNOLIA AVE	A	LOW/0-5	NONE	NONE	LOW/EXTREME	NONE	NONE	NONE	Yes	371.50	44	1816.23	82.92	Preservation: \$7,265
4949	E BROAD ST	A	N MAGNOLIA AVE	N ELM AVE	A	NONE	NONE	NONE	LOW/EXTREME	NONE	NONE	NONE	Yes	359.42	44	1757.15	83.00	Preservation: \$7,029
4952	E BROAD ST	A	N ELM AVE	N WASHINGTON AVE	A	LOW/5-10	LOW/LOW	LOW/0-5	LOW/EXTREME	LOW/LOW	NONE	MEDIUM/0-5	Yes	368.90	44	1803.53	81.93	Crack Seal: \$349   Preservation: \$7,214
4954	E BROAD ST	A	N WASHINGTON AVE	N WILMINGTON AVE	A	LOW/5-10	LOW/LOW	LOW/0-5	LOW/EXTREME	NONE	NONE	MEDIUM/0-5	Yes	448.23	44	2191.36	82.33	Crack Seal: \$424   Preservation: \$8,765
4955	E BROAD ST	A	N WILMINGTON AVE	N SAMPSON AVE	A	HIGH/10-25	HIGH/MEDIUM	LOW/0-5	HIGH/EXTREME	NONE	NONE	MEDIUM/10-25	Yes	893.16	44	4366.55	49.05	Full Depth Patching: \$76,415   Major Rehab: \$100,431   Crack Seal: \$846
4958	E BROAD ST	A	N SAMPSON AVE	N LEE AVE	A	HIGH/0-5	HIGH/HIGH	LOW/0-5	HIGH/EXTREME	NONE	NONE	MEDIUM/5-10	No	449.59	44	2198.02	49.91	Full Depth Patching: \$5,495   Major Rehab: \$50,554   Crack Seal: \$426
4959	E BROAD ST	A	N HOLLAND AVE	STONEY RUN DR	A	MEDIUM/5-10	HIGH/HIGH	MEDIUM/0-5	HIGH/EXTREME	NONE	NONE	MEDIUM/5-10	No	277.94	20	617.64	49.64	Major Rehab: \$14,206   Surface Patching: \$2,471   Crack Seal: \$263
7163	E BROAD ST	A	STONEY RUN DR	EXIT RAMP 73 S	A	LOW/5-10	HIGH/HIGH	NONE	HIGH/EXTREME	LOW/LOW	NONE	NONE	No	137.15	28	426.69	50.03	Minor Rehab: \$5,974
2290	E CANARY ST	A	S WILSON AVE	E CANARY ST	A	HIGH/0-5	MEDIUM/HIGH	HIGH/0-5	HIGH/EXTREME	LOW/LOW	NONE	MEDIUM/10-25	No	372.24	21	868.56	49.95	Full Depth Patching: \$2,171   Major Rehab: \$19,977   Crack Seal: \$352
2291	E CANARY ST	A	E CANARY ST	S MAGNOLIA AVE	A	LOW/0-5	LOW/MEDIUM	NONE	LOW/EXTREME	NONE	NONE	MEDIUM/0-5	No	360.55	20	801.23	81.85	Crack Seal: \$341   Preservation: \$3,205
4871	E CANARY ST	A	E CANARY ST	S WASHINGTON AVE	A	MEDIUM/5-10	LOW/MEDIUM	NONE	LOW/EXTREME	NONE	NONE	LOW/10-25	No	367.07	21	856.49	81.15	Surface Patching: \$2,569   Preservation: \$3,426
4873	E CANARY ST	A	S MAGNOLIA AVE	E CANARY ST	A	MEDIUM/5-10	MEDIUM/LOW	NONE	LOW/EXTREME	NONE	NONE	NONE	Yes	368.67	26	1065.03	81.78	Surface Patching: \$3,195   Crack Seal: \$349   Preservation: \$4,260
4890	E CANARY ST	A	SPRING BRANCH RD	S SAMPSON AVE	A	LOW/0-5	HIGH/MEDIUM	NONE	LOW/MEDIUM	NONE	NONE	NONE	No	371.24	20	824.97	72.28	Preservation: \$3,300
5092	E CANARY ST	A	S WASHINGTON AVE	DEAD END	A	MEDIUM/5-10	LOW/MEDIUM	NONE	LOW/EXTREME	NONE	NONE	MEDIUM/10-25	Yes	684.84	27	2054.53	80.58	Surface Patching: \$6,164   Crack Seal: \$649   Preservation: \$8,218
2334	E CARR ST	A	N MAGNOLIA AVE	N ELM AVE	A	LOW/5-10	NONE	NONE	LOW/EXTREME	NONE	NONE	MEDIUM/0-5	No	402.29	20	893.99	82.56	Crack Seal: \$381   Preservation: \$3,576
5083	E CARR ST	A	N ELM AVE	N WASHINGTON AVE	A	MEDIUM/5-10	NONE	NONE	LOW/EXTREME	NONE	NONE	NONE	No	366.46	20	814.35	82.17	Surface Patching: \$2,443   Preservation: \$3,257
5084	E CARR ST	A	N WASHINGTON AVE	E TOWNSEND ST	A	LOW/5-10	MEDIUM/HIGH	NONE	LOW/EXTREME	NONE	NONE	MEDIUM/10-25	No	345.65	20	768.12	67.53	Minor Rehab: \$10,754   Crack Seal: \$327
7440	E CARR ST	A	N WILSON AVE	E CARR ST	A	HIGH/25-50	MEDIUM/LOW	LOW/0-5	HIGH/EXTREME	LOW/LOW	NONE	MEDIUM/0-5	No	353.88	23	904.37	38.39	Major Rehab: \$20,801   Crack Seal: \$335
7441	E CARR ST	A	E CARR ST	N MAGNOLIA AVE	A	LOW/0-5	LOW/MEDIUM	NONE	LOW/EXTREME	NONE	NONE	NONE	No	377.92	20	839.83	81.94	Preservation: \$3,359
1053	E CLEVELAND ST	A	N MAGNOLIA AVE	N ELM AVE	A	MEDIUM/0-5	LOW/LOW	NONE	MEDIUM/EXTREME	NONE	NONE	MEDIUM/0-5	No	362.44	20	805.43	67.42	Minor Rehab: \$11,276   Surface Patching: \$805   Crack Seal: \$343
2293	E CLEVELAND ST	A	N RAILROAD AVE	N WILSON AVE	A	MEDIUM/0-5	LOW/LOW	NONE	LOW/EXTREME	NONE	NONE	LOW/0-5	No	349.88	21	816.38	82.46	Surface Patching: \$816   Preservation: \$3,266
5086	E CLEVELAND ST	A	N ELM AVE	N WASHINGTON AVE	A	HIGH/0-5	NONE	NONE	LOW/EXTREME	MEDIUM/LOW	NONE	NONE	No	358.13	20	795.84	81.75	Full Depth Patching: \$1,990   Surface Patching: \$3,979   Preservation: \$3,183
7436	E CLEVELAND ST	A	N WILSON AVE	E CLEVELAND ST	A	LOW/0-5	MEDIUM/HIGH	MEDIUM/0-5	LOW/EXTREME	NONE	NONE	MEDIUM/0-5	No	359.22	20	798.26	68.30	Surface Patching: \$798   Crack Seal: \$340   Preservation: \$3,193
7437	E CLEVELAND ST	A	E CLEVELAND ST	N MAGNOLIA AVE	A	MEDIUM/10-25	HIGH/LOW	LOW/0-5	HIGH/EXTREME	NONE	NONE	MEDIUM/10-25	No	374.28	20	831.74	50.91	Minor Rehab: \$11,644   Surface Patching: \$5,822   Crack Seal: \$354
1007	E COLE ST	A	N WILSON AVE	DEAD END	A	HIGH/0-5	MEDIUM/MEDIUM	NONE	MEDIUM/EXTREME	NONE	NONE	NONE	No	283.17	18	566.34	66.08	Full Depth Patching: \$1,416   Minor Rehab: \$7,929   Crack Seal: \$268
1032	E COLE ST	A	N MAGNOLIA AVE	N JACKSON ST	A	LOW/0-5	MEDIUM/LOW	LOW/0-5	HIGH/EXTREME	HIGH/LOW	NONE	NONE	No	282.32	18	564.64	52.29	Minor Rehab: \$7,905   Crack Seal: \$267
7448	E COLE ST	A	N WILSON AVE	E COLE ST	A	NONE	NONE	MEDIUM/0-5	MEDIUM/EXTREME	NONE	NONE	MEDIUM/0-5	No	354.26	18	708.52	67.75	Minor Rehab: \$9,919   Surface Patching: \$709
7449	E COLE ST	A	E COLE ST	N MAGNOLIA AVE	A	LOW/0-5	MEDIUM/MEDIUM	MEDIUM/0-5	HIGH/EXTREME	NONE	NONE	MEDIUM/5-10	No	369.37	18	738.75	51.87	Minor Rehab: \$10,343   Surface Patching: \$739   Crack Seal: \$350
4480	E DIVINE ST	A	W DIVINE ST	S WILSON AVE	A	MEDIUM/0-5	MEDIUM/LOW	NONE	HIGH/EXTREME	NONE	NONE	MEDIUM/50-75	Yes	39.07	43	186.68	48.65	Major Rehab: \$4,294   Surface Patching: \$187   Crack Seal: \$37
4639	E DIVINE ST	A	S MAGNOLIA AVE	S ELM AVE	A	NONE	MEDIUM/LOW	NONE	LOW/EXTREME	NONE	NONE	NONE	No	375.15	22	917.02	82.42	Crack Seal: \$355   Preservation: \$3,668
4649	E DIVINE ST	A	S LITTLE AVE	S SAMPSON AVE	A	HIGH/10-25	MEDIUM/LOW	LOW/0-5	HIGH/EXTREME	MEDIUM/LOW	NONE	MEDIUM/0-5	No	906.20	30	3020.67	50.25	Full Depth Patching: \$52,862   Minor Rehab: \$42,289   Surface Patching: \$15,103   Crack Seal: \$858
4831	E DIVINE ST	A	S ELM AVE	S WASHINGTON AVE	A	LOW/0-5	MEDIUM/HIGH	NONE	LOW/EXTREME	NONE	NONE	NONE	No	346.42	20	769.82	68.53	Preservation: \$3,079
4850	E DIVINE ST	A	S WASHINGTON AVE	S WILMINGTON AVE	A	LOW/0-5	NONE	MEDIUM/0-5	LOW/EXTREME	NONE	NONE	NONE	No	464.88	20	1033.07	82.69	Surface Patching: \$1,033   Preservation: \$4,132
4851	E DIVINE ST	A	S WILMINGTON AVE	S LITTLE AVE	A	LOW/0-5	LOW/LOW	NONE	LOW/EXTREME	NONE	NONE	NONE	No	434.56	22	1062.26	82.61	Preservation: \$4,249
7426	E DIVINE ST	A	S WILSON AVE	E DIVINE ST	A	MEDIUM/0-5	NONE	LOW/0-5	MEDIUM/EXTREME	NONE	NONE	MEDIUM/50-75	Yes	367.09	43	1753.88	50.13	Minor Rehab: \$24,554   Surface Patching: \$1,754
7427	E DIVINE ST	A	E DIVINE ST	S MAGNOLIA AVE	A	LOW/0-5	MEDIUM/LOW	NONE	LOW/EXTREME	NONE	NONE	NONE	No	364.38	20	809.74	82.36	Crack Seal: \$345   Preservation: \$3,239
2489	E DUKE ST	A	S WILMINGTON AVE	DEAD END	A	NONE	MEDIUM/MEDIUM	NONE	LOW/EXTREME	NONE	NONE	MEDIUM/5-10	No	340.98	30	1136.59	79.19	Crack Seal: \$323   Preservation: \$4,546
4893	E DUKE ST	A	W DUKE ST	S WILSON AVE	A	MEDIUM/0-5	MEDIUM/LOW	MEDIUM/0-5	HIGH/EXTREME	MEDIUM/LOW	NONE	MEDIUM/10-25	No	391.44	22	956.86	51.58	Minor Rehab: \$13,396   Surface Patching: \$6,698   Crack Seal: \$371
4894	E DUKE ST	A	S WILSON AVE	E DUKE ST	A	MEDIUM/5-10	NONE	NONE	HIGH/EXTREME	NONE	NONE	MEDIUM/25-50	No	366.41	21	854.95	50.86	Minor Rehab: \$11,969   Surface Patching: \$2,565
4897	E DUKE ST	A	E DUKE ST	S MAGNOLIA AVE	A	MEDIUM/5-10	MEDIUM/LOW	MEDIUM/0-5	MEDIUM/EXTREME	NONE	NONE	MEDIUM/5-10	No	365.08	19	770.73	66.39	Minor Rehab: \$10,790   Surface Patching: \$3,083   Crack Seal: \$346
4898	E DUKE ST	A	S MAGNOLIA AVE	HODGES AVE	A	MEDIUM/5-10	NONE	NONE	HIGH/EXTREME	NONE	NONE	MEDIUM/5-10	No	164.41	20	365.35	52.78	Minor Rehab: \$5,115   Surface Patching: \$1,096   Crack Seal: \$156
4907	E DUKE ST	A	S WASHINGTON AVE	S WILMINGTON AVE	A	LOW/0-5	MEDIUM/MEDIUM	LOW/0-5	LOW/EXTREME	NONE	NONE	MEDIUM/25-50	No	408.71	30	1362.38	66.40	Minor Rehab: \$19,073   Crack Seal: \$387
2292	E EDGERTON ST	A	E EDGERTON ST	N MAGNOLIA AVE	A	MEDIUM/10-25	HIGH/HIGH	NONE	MEDIUM/EXTREME	LOW/LOW	NONE	MEDIUM/10-25	No	379.42	44	1854.95	54.27	Minor Rehab: \$25,969   Surface Patching: \$12,985   Crack Seal: \$359
4491	E EDGERTON ST	A	N WILSON AVE	E EDGERTON ST	A	MEDIUM/10-25	HIGH/HIGH	NONE	HIGH/EXTREME	NONE	NONE	MEDIUM/10-25	Yes	351.60	44	1718.93	48.75	Major Rehab: \$39,535   Surface Patching: \$12,033   Crack Seal: \$333
4492	E EDGERTON ST	A	W EDGERTON ST	N WILSON AVE	A	MEDIUM/5-10	HIGH/MEDIUM	NONE	HIGH/EXTREME	NONE	NONE	MEDIUM/10-25	Yes	405.55	44	1982.7	50.44	Minor Rehab: \$27,758   Surface Patching: \$5,948   Crack Seal: \$384
4837	E EDGERTON ST	A	N SAMPSON AVE	N LEE AVE	A	LOW/0-5	MEDIUM/LOW	LOW/0-5	MEDIUM/EXTREME	NONE	NONE	MEDIUM/5-10	No	440.71	29	1420.06	66.95	Minor Rehab: \$19,881   Crack Seal: \$417
4838	E EDGERTON ST	A	N LEE AVE	N HOLLAND AVE	A	MEDIUM/0-5	MEDIUM/HIGH	MEDIUM/0-5	MEDIUM/EXTREME	MEDIUM/LOW	NONE	NONE	No	819.50	22	2003.23	64.66	Minor Rehab: \$28,045   Surface Patching: \$14,022
4841	E EDGERTON ST	A	N WILMINGTON AVE	N SAMPSON AVE	A	MEDIUM/0-5	HIGH/MEDIUM	MEDIUM/0-5	MEDIUM/EXTREME	MEDIUM/LOW	NONE	MEDIUM/25-50	No	916.11	34	3460.88	63.28	Minor Rehab: \$48,452   Surface Patching: \$24,226
5076	E EDGERTON ST	A	N MAGNOLIA AVE	N ELM AVE	A	HIGH/5-10	MEDIUM/MEDIUM	MEDIUM/5-10	MEDIUM/EXTREME	LOW/LOW	NONE	MEDIUM/10-25	Yes	350.63	44	1714.18	64.33	Full Depth Patching: \$12,856   Minor Rehab: \$23,999   Surface Patching: \$5,143   Crack Seal: \$332
5077	E EDGERTON ST	A	N ELM AVE	N WASHINGTON AVE	A	LOW/5-10	MEDIUM/LOW	NONE	LOW/EXTREME	LOW/LOW	NONE	NONE	No	366.80	21	855.87	81.86	Crack Seal: \$347   Preservation: \$3,423
5088	E EDGERTON ST	A	N WASHINGTON AVE	N WILMINGTON AVE	A	LOW/5-10	HIGH/EXTREME	NONE	MEDIUM/EXTREME	LOW/LOW	NONE	NONE	No	443.15	26	1280.22	43.78	Major Rehab: \$29,445
4046	E GODWIN ST	A	SPRING BRANCH RD	S SAMPSON AVE	A	MEDIUM/0-5	HIGH/MEDIUM	LOW/0-5	HIGH/EXTREME	LOW/LOW	NONE	LOW/0-5	No	348.63	21	813.47	51.18	Minor Rehab: \$11,389   Surface Patching: \$813
4876	E GODWIN ST	A	S WILSON AVE	E GODWIN ST	A	NONE	LOW/LOW	NONE	NONE	NONE	NONE	NONE	No	364.60	20	810.22	96.00	No Treatment
4879	E GODWIN ST	A	E GODWIN ST	S MAGNOLIA AVE	A	HIGH/25-50	HIGH/HIGH	HIGH/0-5	HIGH/EXTREME	NONE	NONE	NONE	No	365.06	20	811.24	36.64	Full Depth Patching: \$2,028   Major Rehab: \$18,659
4880	E GODWIN ST	A	S ELM AVE	S WASHINGTON AVE	A	LOW/0-5	HIGH/MEDIUM	MEDIUM/0-5	HIGH/EXTREME	NONE	NONE	NONE	No	363.72	20	808.26	51.54	Minor Rehab: \$11,316   Surface Patching: \$808
4884	E GODWIN ST	A	S WASHINGTON AVE	DEAD END	A	HIGH/5-10	MEDIUM/MEDIUM	MEDIUM/5-10	HIGH/EXTREME	NONE	NONE	MEDIUM/10-25	No	494.42	22	1208.59	50.53	Full Depth Patching: \$9,064   Minor Rehab: \$16,920   Surface Patching: \$3,626

2298	E HARNETT ST	A	N LITTLE AVE	N SAMPSON AVE	A	LOW/0-5	HIGH/HIGH	NONE	MEDIUM/EXTREME	NONE	NONE	MEDIUM/0-5	No	450.80	21	1051.87	56.18	Minor Rehab: \$14,726   Crack Seal: \$427
4556	E HARNETT ST	A	N RAILROAD AVE	W HARNETT ST	A	MEDIUM/5-10	HIGH/MEDIUM	LOW/0-5	MEDIUM/EXTREME	LOW/LOW	NONE	MEDIUM/10-25	No	401.30	44	1961.93	64.18	Minor Rehab: \$27,467   Surface Patching: \$5,886   Crack Seal: \$380
4824	E HARNETT ST	A	N WASHINGTON AVE	N LITTLE AVE	A	LOW/5-10	HIGH/HIGH	LOW/0-5	MEDIUM/EXTREME	NONE	NONE	NONE	No	466.50	27	1399.51	56.07	Minor Rehab: \$19,593
5079	E HARNETT ST	A	N MAGNOLIA AVE	N ELM AVE	A	MEDIUM/0-5	MEDIUM/HIGH	HIGH/0-5	MEDIUM/EXTREME	LOW/LOW	NONE	MEDIUM/0-5	No	357.06	24	952.16	64.71	Full Depth Patching: \$2,380   Minor Rehab: \$13,330   Surface Patching: \$952   Crack Seal: \$338
5080	E HARNETT ST	A	N ELM AVE	N WASHINGTON AVE	A	HIGH/10-25	MEDIUM/HIGH	NONE	LOW/EXTREME	NONE	NONE	MEDIUM/10-25	No	373.79	21	872.17	62.89	Full Depth Patching: \$15,263   Minor Rehab: \$12,210   Crack Seal: \$354
5089	E HARNETT ST	A	N WASHINGTON AVE	N WILMINGTON AVE	A	HIGH/0-5	MEDIUM/HIGH	LOW/0-5	LOW/EXTREME	LOW/LOW	NONE	NONE	No	438.09	21	1022.21	67.91	Full Depth Patching: \$2,556   Minor Rehab: \$14,311
7430	E HARNETT ST	A	E HARNETT ST	N MAGNOLIA AVE	A	HIGH/10-25	MEDIUM/LOW	MEDIUM/0-5	MEDIUM/EXTREME	NONE	NONE	MEDIUM/5-10	No	373.52	22	913.06	63.55	Full Depth Patching: \$15,979   Minor Rehab: \$12,783   Surface Patching: \$913   Crack Seal: \$354
7431	E HARNETT ST	A	N WILSON AVE	E HARNETT ST	A	HIGH/50-75	NONE	LOW/0-5	HIGH/HIGH	NONE	NONE	NONE	No	357.57	44	1748.13	20.03	Major Rehab: \$40,207
1037	E JOHNSON ST	A	N MAGNOLIA AVE	E TOWNSEND ST	A	MEDIUM/0-5	MEDIUM/LOW	NONE	MEDIUM/EXTREME	NONE	NONE	MEDIUM/50-75	No	314.49	23	803.7	49.82	Major Rehab: \$18,485   Surface Patching: \$804   Crack Seal: \$298
2111	E JOHNSON ST	A	E GRANVILLE ST	E WAKE ST	A	MEDIUM/0-5	MEDIUM/LOW	NONE	HIGH/EXTREME	NONE	NONE	MEDIUM/5-10	No	524.51	20	1165.58	52.90	Minor Rehab: \$16,318   Surface Patching: \$1,166   Crack Seal: \$497
2112	E JOHNSON ST	A	E WAKE ST	SATURN ST	A	MEDIUM/0-5	MEDIUM/HIGH	NONE	HIGH/EXTREME	NONE	NONE	MEDIUM/10-25	No	1752.42	20	3894.26	50.49	Minor Rehab: \$54,520   Surface Patching: \$3,894   Crack Seal: \$1,659
2113	E JOHNSON ST	A	SATURN ST	CAROLINA DR	A	MEDIUM/5-10	HIGH/HIGH	NONE	HIGH/EXTREME	NONE	NONE	MEDIUM/10-25	No	735.41	20	1634.25	49.28	Major Rehab: \$37,588   Surface Patching: \$4,903   Crack Seal: \$696
2294	E JOHNSON ST	A	N RAILROAD AVE	N WILSON AVE	A	HIGH/0-5	LOW/LOW	NONE	MEDIUM/EXTREME	NONE	NONE	NONE	No	351.09	20	780.21	67.28	Full Depth Patching: \$1,951   Minor Rehab: \$10,923
5915	E JOHNSON ST	A	E TOWNSEND ST	E SURLS ST	A	NONE	MEDIUM/MEDIUM	NONE	MEDIUM/EXTREME	NONE	NONE	MEDIUM/25-50	Yes	251.60	25	698.89	64.36	Minor Rehab: \$9,784   Crack Seal: \$238
7442	E JOHNSON ST	A	E JOHNSON ST	N MAGNOLIA AVE	A	HIGH/0-5	MEDIUM/LOW	NONE	MEDIUM/EXTREME	NONE	NONE	MEDIUM/10-25	Yes	374.03	26	1080.53	66.03	Full Depth Patching: \$2,701   Minor Rehab: \$15,127   Crack Seal: \$354
7444	E JOHNSON ST	A	N WILSON AVE	E JOHNSON ST	A	HIGH/0-5	MEDIUM/LOW	NONE	MEDIUM/EXTREME	NONE	NONE	NONE	No	357.29	18	714.58	67.08	Full Depth Patching: \$1,786   Minor Rehab: \$10,004   Crack Seal: \$338
7902	E JOHNSON ST	A	E SURLS ST	BURKE ST	A	LOW/0-5	MEDIUM/MEDIUM	LOW/0-5	MEDIUM/EXTREME	NONE	NONE	MEDIUM/25-50	Yes	334.70	25	929.72	64.29	Minor Rehab: \$13,016   Crack Seal: \$317
7909	E JOHNSON ST	A	BURKE ST	E GRANVILLE ST	A	LOW/0-5	MEDIUM/LOW	LOW/0-5	MEDIUM/EXTREME	LOW/LOW	NONE	MEDIUM/50-75	No	298.37	21	696.2	49.59	Major Rehab: \$16,013   Crack Seal: \$283
2493	E MORRIS CIR	A	W MORRIS CIR	W SURLS ST	A	LOW/5-10	MEDIUM/MEDIUM	LOW/0-5	MEDIUM/EXTREME	NONE	NONE	NONE	No	522.54	30	1741.78	66.15	Minor Rehab: \$24,385   Crack Seal: \$495
2494	E MORRIS CIR	A	W SURLS ST	W COLE ST	A	LOW/5-10	MEDIUM/HIGH	MEDIUM/0-5	MEDIUM/EXTREME	HIGH/LOW	NONE	MEDIUM/5-10	No	347.63	30	1158.75	64.16	Minor Rehab: \$16,223   Surface Patching: \$1,159   Crack Seal: \$329
2495	E MORRIS CIR	A	W COLE ST	W GRANVILLE ST	A	HIGH/5-10	MEDIUM/LOW	MEDIUM/0-5	LOW/EXTREME	NONE	NONE	MEDIUM/25-50	No	413.16	30	1377.21	66.30	Full Depth Patching: \$10,329   Minor Rehab: \$19,281   Surface Patching: \$1,377   Crack Seal: \$391
4640	E PEARSALL ST	A	S RAILROAD AVE	W PEARSALL ST	A	LOW/0-5	MEDIUM/MEDIUM	NONE	HIGH/EXTREME	NONE	NONE	MEDIUM/25-50	Yes	392.45	27	1177.36	50.32	Minor Rehab: \$16,483   Crack Seal: \$372
4644	E PEARSALL ST	A	S WASHINGTON AVE	S WILMINGTON AVE	A	MEDIUM/5-10	MEDIUM/LOW	NONE	LOW/EXTREME	NONE	NONE	MEDIUM/10-25	No	458.02	20	1017.82	80.82	Surface Patching: \$3,053   Crack Seal: \$434   Preservation: \$4,071
4645	E PEARSALL ST	A	S WILMINGTON AVE	S LITTLE AVE	A	LOW/5-10	MEDIUM/MEDIUM	LOW/0-5	LOW/EXTREME	NONE	NONE	MEDIUM/5-10	No	439.50	20	976.66	78.99	Crack Seal: \$416   Preservation: \$3,907
4646	E PEARSALL ST	A	S LITTLE AVE	E POPE ST	A	MEDIUM/5-10	MEDIUM/MEDIUM	LOW/0-5	LOW/EXTREME	NONE	NONE	MEDIUM/25-50	No	825.57	28	2568.43	66.02	Minor Rehab: \$35,958   Surface Patching: \$7,705   Crack Seal: \$782
4655	E PEARSALL ST	A	E POPE ST	S SAMPSON AVE	A	LOW/0-5	MEDIUM/MEDIUM	NONE	LOW/EXTREME	NONE	NONE	MEDIUM/10-25	No	416.75	20	926.1	78.65	Crack Seal: \$395   Preservation: \$3,704
4847	E PEARSALL ST	A	S ELM AVE	S WASHINGTON AVE	A	MEDIUM/5-10	MEDIUM/LOW	NONE	LOW/EXTREME	NONE	NONE	MEDIUM/5-10	No	359.49	20	798.86	81.49	Surface Patching: \$2,397   Crack Seal: \$340   Preservation: \$3,195
4860	E PEARSALL ST	A	S MAGNOLIA AVE	S ELM AVE	A	LOW/0-5	MEDIUM/LOW	NONE	LOW/EXTREME	NONE	NONE	MEDIUM/0-5	No	369.51	20	821.14	82.26	Crack Seal: \$350   Preservation: \$3,285
7423	E PEARSALL ST	A	S WILSON AVE	E PEARSALL ST	A	LOW/0-5	MEDIUM/MEDIUM	NONE	HIGH/EXTREME	NONE	NONE	MEDIUM/10-25	Yes	365.35	21	852.49	51.49	Minor Rehab: \$11,935   Crack Seal: \$346
7425	E PEARSALL ST	A	E PEARSALL ST	S MAGNOLIA AVE	A	NONE	MEDIUM/LOW	NONE	LOW/EXTREME	NONE	NONE	NONE	No	362.36	20	805.24	82.42	Crack Seal: \$343   Preservation: \$3,221
4845	E POPE ST	A	S WILSON AVE	DEAD END	A	LOW/0-5	NONE	NONE	LOW/EXTREME	NONE	NONE	NONE	No	341.99	20	759.97	82.92	Preservation: \$3,040
4846	E POPE ST	A	S WILSON AVE	S CLINTON AVE	A	NONE	LOW/LOW	NONE	LOW/EXTREME	NONE	NONE	NONE	No	363.87	24	970.31	82.67	Preservation: \$3,881
4856	E POPE ST	A	SPRING BRANCH RD	S LITTLE AVE	A	LOW/0-5	MEDIUM/HIGH	LOW/0-5	HIGH/EXTREME	NONE	NONE	NONE	No	300.76	20	668.35	51.40	Minor Rehab: \$9,357
4858	E POPE ST	A	S LITTLE AVE	E PEARSALL ST	A	HIGH/10-25	HIGH/HIGH	LOW/0-5	HIGH/EXTREME	NONE	NONE	MEDIUM/5-10	No	1403.20	30	4677.33	48.43	Full Depth Patching: \$81,853   Major Rehab: \$107,579   Crack Seal: \$1,329
2336	E SURLS ST	A	N WILSON AVE	DEAD END	A	NONE	NONE	LOW/0-5	NONE	NONE	NONE	NONE	No	264.67	20	588.16	99.00	No Treatment
5914	E SURLS ST	A	N MAGNOLIA AVE	E JOHNSON ST	A	MEDIUM/5-10	MEDIUM/LOW	LOW/0-5	HIGH/EXTREME	NONE	NONE	MEDIUM/5-10	No	541.77	18	1083.55	52.45	Minor Rehab: \$15,170   Surface Patching: \$3,251   Crack Seal: \$513
7446	E SURLS ST	A	N WILSON AVE	E SURLS ST	A	LOW/0-5	MEDIUM/MEDIUM	NONE	LOW/EXTREME	NONE	NONE	NONE	No	357.59	21	834.38	79.53	Crack Seal: \$339   Preservation: \$3,338
7447	E SURLS ST	A	E SURLS ST	N MAGNOLIA AVE	A	MEDIUM/5-10	NONE	NONE	HIGH/EXTREME	NONE	NONE	MEDIUM/10-25	No	374.31	18	748.63	52.11	Minor Rehab: \$10,481   Surface Patching: \$2,246   Crack Seal: \$354
2500	E TOWNSEND ST	A	E CARR ST	DEAD END	A	MEDIUM/10-25	MEDIUM/LOW	MEDIUM/0-5	HIGH/EXTREME	MEDIUM/LOW	NONE	MEDIUM/5-10	No	878.56	21	2049.97	51.03	Minor Rehab: \$28,700   Surface Patching: \$26,650   Crack Seal: \$832
2501	E TOWNSEND ST	A	CASWELL ST	E JOHNSON ST	A	MEDIUM/5-10	MEDIUM/MEDIUM	MEDIUM/0-5	HIGH/EXTREME	LOW/LOW	NONE	MEDIUM/10-25	No	282.39	20	627.54	50.79	Minor Rehab: \$8,786   Surface Patching: \$2,511   Crack Seal: \$267
2328	E VANCE ST	A	N MAGNOLIA AVE	N ELM AVE	A	HIGH/5-10	MEDIUM/LOW	NONE	MEDIUM/EXTREME	NONE	NONE	NONE	No	363.39	20	807.54	66.28	Full Depth Patching: \$6,057   Minor Rehab: \$11,306   Crack Seal: \$344
2329	E VANCE ST	A	N ELM AVE	N WASHINGTON AVE	A	HIGH/0-5	NONE	LOW/0-5	MEDIUM/EXTREME	LOW/LOW	NONE	MEDIUM/0-5	No	364.09	20	809.08	66.97	Full Depth Patching: \$2,023   Minor Rehab: \$11,327   Crack Seal: \$345
2330	E VANCE ST	A	N RAILROAD AVE	N WILSON AVE	A	HIGH/25-50	NONE	HIGH/25-50	HIGH/EXTREME	NONE	NONE	NONE	No	346.15	20	769.22	35.69	Major Rehab: \$17,692
2331	E VANCE ST	A	N WASHINGTON AVE	N WILMINGTON AVE	A	MEDIUM/0-5	NONE	MEDIUM/0-5	LOW/EXTREME	NONE	NONE	NONE	No	446.83	19	943.32	82.58	Surface Patching: \$1,886   Preservation: \$3,773
5090	E VANCE ST	A	N WILMINGTON AVE	DUBOIS CIR	A	MEDIUM/0-5	MEDIUM/MEDIUM	NONE	LOW/EXTREME	NONE	NONE	MEDIUM/0-5	No	451.16	30	1503.87	79.33	Surface Patching: \$1,504   Crack Seal: \$427   Preservation: \$6,015
2332	E VANCE ST	A	DUBOIS CIR	CUL-DE-SAC	A	MEDIUM/0-5	HIGH/HIGH	LOW/0-5	HIGH/EXTREME	LOW/LOW	NONE	NONE	No	158.18	24	421.81	50.04	Minor Rehab: \$5,905   Surface Patching: \$422
7434	E VANCE ST	A	N WILSON AVE	E VANCE ST	A	HIGH/25-50	NONE	HIGH/10-25	HIGH/EXTREME	NONE	NONE	MEDIUM/5-10	No	364.48	20	809.95	37.04	Full Depth Patching: \$14,174   Major Rehab: \$18,629   Crack Seal: \$345
7435	E VANCE ST	A	E VANCE ST	N MAGNOLIA AVE	A	MEDIUM/25-50	NONE	MEDIUM/0-5	MEDIUM/EXTREME	HIGH/LOW	NONE	MEDIUM/5-10	No	378.55	20	841.22	56.11	Minor Rehab: \$11,777   Surface Patching: \$841   Crack Seal: \$358
2340	E WAKE ST	A	N WILSON AVE	N CLINTON AVE	A	LOW/5-10	MEDIUM/LOW	NONE	MEDIUM/EXTREME	NONE	NONE	MEDIUM/0-5	No	370.80	20	823.99	67.11	Minor Rehab: \$11,536   Crack Seal: \$351
2341	E WAKE ST	A	CAROLINA DR	N CLINTON AVE	A	LOW/0-5	MEDIUM/LOW	NONE	MEDIUM/EXTREME	MEDIUM/LOW	NONE	NONE	No	393.80	20	875.11	66.65	Minor Rehab: \$12,252   Surface Patching: \$4,376   Crack Seal: \$373
2342	E WAKE ST	A	N MAGNOLIA AVE	E JOHNSON ST	A	NONE	LOW/LOW	NONE	LOW/EXTREME	MEDIUM/LOW	NONE	NONE	No	559.91	24	1493.09	81.86	Surface Patching: \$7,465   Preservation: \$5,972
2523	E WAKE ST	A	CAROLINA DR	N MAGNOLIA AVE	A	NONE	LOW/MEDIUM	NONE	LOW/EXTREME	HIGH/MEDIUM	NONE	NONE	No	346.13	24	923.01	47.92	Major Rehab: \$21,229
2524	E WAKE ST	A	CORINTH AVE	DEAD END	A	MEDIUM/25-50	NONE	NONE	HIGH/EXTREME	NONE	NONE	NONE	No	452.40	23	1156.13	50.67	Minor Rehab: \$16,186
3304	E WAKE ST	A	STONEWAY RUN DR	CORINTH AVE	A	HIGH/10-25	NONE	NONE	HIGH/EXTREME	NONE	NONE	MEDIUM/5-10	No	402.64	23	1028.96	50.86	Full Depth Patching: \$18,007   Minor Rehab: \$14,405   Crack Seal: \$381
3462	EAST POINTE WAY	A	N LEHMON AVE	EAST POINTE WAY	A	LOW/0-5	NONE	NONE	MEDIUM/EXTREME	NONE	NONE	NONE	No	743.15	30	2477.16	67.92	Minor Rehab: \$34,680
7349	EAST POINTE WAY	A	NC 55 E	N LEHMON AVE	A	MEDIUM/5-10	NONE	NONE	MEDIUM/EXTREME	NONE	NONE	NONE	No	992.44	30	3308.14	67.17	Minor Rehab: \$46,314   Surface Patching: \$9,924
7354	EAST POINTE WAY	A	EAST POINTE WAY	EAST POINTE WAY	A	HIGH/10-25	NONE	NONE	MEDIUM/EXTREME	NONE	NONE	NONE	No	225.96	30	753.22	64.33	Full Depth Patching: \$13,181   Minor Rehab: \$10,545
2368	ELDRIDGE DR	A	ANNE ST	DEAD END	A	LOW/0-5	MEDIUM/LOW	HIGH/0-5	MEDIUM/EXTREME	MEDIUM/LOW	NONE	NONE	No	811.18	17	1532.23	66.41	Full Depth Patching: \$3,831   Minor Rehab: \$21,451   Surface Patching: \$7,661   Crack Seal: \$768
7655	ELEANOR AVE	A	W CUMBERLAND ST	W DIVINE ST	A	MEDIUM/5-10	MEDIUM/MEDIUM	LOW/0-5	MEDIUM/EXTREME	NONE	NONE	MEDIUM/5-10	No	460.14	33	1687.19	65.54	Minor Rehab: \$23,621   Surface Patching: \$5,062   Crack Seal: \$436
2159	ERWIN RD	A	SUE AVE	S POWELL AVE	A	LOW/5-10	MEDIUM/MEDIUM	NONE	LOW/EXTREME	NONE	NONE	NONE	No	1040.01	44	5084.48	79.36	Crack Seal: \$985   Preservation: \$20,338
4045	ERWIN RD	A	W BROAD ST	SUE AVE	A	MEDIUM/5-10	MEDIUM/MEDIUM	NONE	LOW/EXTREME	NONE	NONE	MEDIUM/5-10	No	554.76	44	2712.16	78.74	Surface Patching: \$8,136   Crack Seal: \$525   Preservation: \$10,849
822	EVERGREEN LN	A	BYRON ST	DEAD END	A	MEDIUM/0-5	MEDIUM/MEDIUM	NONE	MEDIUM/EXTREME	MEDIUM/LOW	NONE	NONE	No	170.57	36	682.29	65.68	Minor Rehab: \$9,552   Surface Patching: \$4,093   Crack Seal: \$162
2374	EXCHANGE ST	A	FAIRGROUND RD	FAIRVIEW ST	A	LOW/0-5	HIGH/MEDIUM	NONE	MEDIUM/EXTREME	NONE	NONE	MEDIUM/0-5	No	269.36	21	628.5	65.60	Minor Rehab: \$8,799   Crack Seal: \$255
7487	EXCHANGE ST	A	FAIRVIEW ST	N ELLIS AVE	A	LOW/0-5	MEDIUM/LOW	NONE	LOW/EXTREME	NONE	NONE	NONE	No	347.46	32	1235.4	82.36	Crack Seal: \$329   Preservation: \$4,942
5399	FAIRFIELD CIR	A	N GENERAL LEE AVE	N GENERAL LEE AVE	A	NONE	MEDIUM/LOW	HIGH/0-5	MEDIUM/EXTREME	NONE	NONE	NONE	No	1953.19	21	4557.44	67.08	Full Depth Patching: \$11,394   Minor Rehab: \$63,804   Crack Seal: \$1,850
1696	FAIRVIEW ST	A	EXCHANGE ST	BURNETTE ST	A	LOW/0-5	MEDIUM/MEDIUM	NONE	LOW/EXTREME	NONE	NONE	MEDIUM/0-5	No	769.86	31	2651.75	79.43	Crack Seal: \$729   Preservation: \$10,607
2381	FAIRWOODS CT	A	ROLLINGWOOD DR	CUL-DE-SAC	A	HIGH/10-25	NONE	NONE	MEDIUM/EXTREME	NONE	NONE	MEDIUM/5-10	No	358.10	22	875.36	63.94	Full Depth Patching: \$15,319   Minor Rehab: \$12,255   Crack Seal: \$339
1692	FOUNTAIN CIR	A	SUNSET DR	CUL-DE-SAC	A	HIGH/5-10	HIGH/HIGH	MEDIUM/0-5	LOW/EXTREME	NONE	NONE	NONE	No	142.61	30	475.37	56.57	Full Depth Patching: \$3,565   Minor Rehab: \$6,655   Surface Patching: \$475
866	FRIENDLY RD	A	VIO															

915	FRIENDLY RD	A	BYRD DR	CURRITUCK AVE	A	MEDIUM/5-10	NONE	MEDIUM/0-5	LOW/EXTREME	NONE	NONE	MEDIUM/50-75	No	575.87	27	1727.6	50.90	Minor Rehab: \$24,186   Surface Patching: \$6,911
2213	FRIENDLY RD	A	MOSES TRIPP LN	N POWELL AVE	A	LOW/0-5	NONE	NONE	LOW/EXTREME	NONE	NONE	NONE	No	526.61	20	1170.24	82.92	Preservation: \$4,681
5001	FRIENDLY RD	A	FRIENDLY RD	FRIENDLY RD	A	HIGH/5-10	MEDIUM/MEDIUM	MEDIUM/5-10	HIGH/EXTREME	NONE	NONE	MEDIUM/0-5	No	331.01	20	735.58	51.04	Full Depth Patching: \$5,517   Minor Rehab: \$10,298   Surface Patching: \$2,207   Crack Seal: \$313
5003	FRIENDLY RD	A	OAKWOOD AVE	FRIENDLY RD	A	MEDIUM/5-10	MEDIUM/LOW	NONE	LOW/EXTREME	NONE	NONE	MEDIUM/25-50	No	204.33	23	522.16	66.74	Minor Rehab: \$7,310   Surface Patching: \$1,566   Crack Seal: \$193
5004	FRIENDLY RD	A	MAPLE AVE	OAKWOOD AVE	A	LOW/5-10	NONE	NONE	LOW/EXTREME	NONE	NONE	MEDIUM/50-75	No	364.11	23	930.49	51.36	Minor Rehab: \$13,027
9680	FRIENDLY RD	A	FAIRGROUND RD	TRACY LN	A	MEDIUM/5-10	NONE	NONE	LOW/EXTREME	NONE	NONE	MEDIUM/25-50	No	661.18	21	1542.76	67.03	Minor Rehab: \$21,599   Surface Patching: \$4,628
2370	GEORGE ST	A	FAIRGROUND RD	MEADOWLARK RD	A	MEDIUM/5-10	LOW/LOW	NONE	MEDIUM/EXTREME	NONE	NONE	NONE	No	958.26	18	1916.52	66.94	Minor Rehab: \$26,831   Surface Patching: \$5,750
3332	GLENALMOND CT	A	ALMOND DR	ALMOND DR	A	MEDIUM/10-25	NONE	LOW/0-5	LOW/EXTREME	NONE	NONE	MEDIUM/5-10	No	1168.26	22	2855.76	77.15	Surface Patching: \$19,990   Crack Seal: \$1,106   Preservation: \$11,423
3215	GLENEAGLES AVE	A	CRESCENT DR	N POWELL AVE	A	LOW/0-5	NONE	NONE	LOW/EXTREME	NONE	NONE	NONE	Yes	387.48	31	1334.66	82.92	Preservation: \$5,339
9641	GLENEAGLES AVE	A	ALMOND DR	GLENFIELD DR	A	HIGH/5-10	LOW/LOW	NONE	LOW/EXTREME	NONE	NONE	NONE	No	879.57	12	1172.76	81.44	Full Depth Patching: \$8,796   Preservation: \$4,691
9642	GLENEAGLES AVE	A	N POWELL AVE	CHADBURY DR	A	LOW/5-10	NONE	NONE	LOW/EXTREME	NONE	NONE	MEDIUM/5-10	No	372.97	12	497.29	82.19	Crack Seal: \$353   Preservation: \$1,989
10264	GLENEAGLES AVE	A	N POWELL AVE	N POWELL AVE	A	LOW/0-5	NONE	NONE	MEDIUM/EXTREME	NONE	NONE	NONE	No	25.40	24	67.74	67.92	Minor Rehab: \$948
10268	GLENEAGLES AVE	A	CHADBURY DR	GLENFIELD DR	A	MEDIUM/5-10	MEDIUM/LOW	NONE	LOW/EXTREME	NONE	NONE	NONE	No	883.87	12	1178.49	81.78	Surface Patching: \$3,535   Crack Seal: \$837   Preservation: \$4,714
10269	GLENEAGLES AVE	A	N POWELL AVE	CHADBURY DR	A	MEDIUM/0-5	NONE	NONE	LOW/EXTREME	NONE	NONE	NONE	No	372.40	12	496.53	82.75	Surface Patching: \$497   Preservation: \$1,986
2532	GLENFIELD DR	A	GLENEAGLES AVE	CUL-DE-SAC	A	MEDIUM/0-5	MEDIUM/LOW	NONE	LOW/EXTREME	NONE	NONE	NONE	No	514.19	22	1256.91	82.25	Surface Patching: \$1,257   Crack Seal: \$487   Preservation: \$5,028
4338	GLENFIELD DR	A	GLENEAGLES AVE	CUL-DE-SAC	A	LOW/0-5	NONE	MEDIUM/0-5	LOW/EXTREME	NONE	NONE	NONE	No	720.72	22	1761.75	82.69	Surface Patching: \$1,762   Preservation: \$7,047
9254	GOLDEN WILLOW CT	A	WILLOW LEAF CT	CUL-DE-SAC	A	NONE	LOW/LOW	NONE	LOW/EXTREME	NONE	NONE	NONE	No	211.69	25	588.04	82.67	Preservation: \$2,352
2362	GREENFIELD DR	A	CAROLINA DR	GREENFIELD DR	B	HIGH/0-5	NONE	NONE	NONE	NONE	NONE	NONE	Yes	1219.49	20	2709.99	94.00	Full Depth Patching: \$6,775
1691	GREENWICH CT	A	VILLAGE SQUARE DR	CUL-DE-SAC	A	LOW/0-5	MEDIUM/LOW	NONE	HIGH/EXTREME	NONE	NONE	NONE	No	380.89	26	1100.35	53.36	Minor Rehab: \$15,405   Crack Seal: \$361
821	GULF DR	A	SAINT ST	SAINT ST	A	MEDIUM/5-10	MEDIUM/HIGH	MEDIUM/0-5	MEDIUM/EXTREME	HIGH/LOW	NONE	MEDIUM/0-5	No	1010.99	30	3369.96	64.09	Minor Rehab: \$47,179   Surface Patching: \$13,480   Crack Seal: \$957
2389	GUM RD	A	HOLLY AVE	SAINT ST	A	MEDIUM/0-5	MEDIUM/LOW	MEDIUM/0-5	HIGH/EXTREME	LOW/LOW	NONE	NONE	No	703.80	30	2345.98	52.80	Minor Rehab: \$32,844   Surface Patching: \$4,692   Crack Seal: \$666
2219	GUY AVE	A	WESTHAVEN ST	FRIENDLY RD	A	MEDIUM/0-5	MEDIUM/HIGH	MEDIUM/0-5	MEDIUM/EXTREME	NONE	NONE	MEDIUM/5-10	No	373.36	30	1244.52	64.89	Minor Rehab: \$17,423   Surface Patching: \$2,490   Crack Seal: \$354
2220	GUY AVE	A	JONES DR	JONES DR	A	MEDIUM/10-25	NONE	NONE	MEDIUM/EXTREME	NONE	NONE	MEDIUM/10-25	No	478.73	23	1223.42	65.36	Minor Rehab: \$17,128   Surface Patching: \$8,564   Crack Seal: \$453
2221	GUY AVE	A	W GRANVILLE ST	JONES DR	A	LOW/0-5	NONE	NONE	LOW/EXTREME	HIGH/LOW	NONE	NONE	No	54.82	30	182.74	81.69	Preservation: \$731
2222	GUY AVE	A	JONES DR	WESTHAVEN ST	A	LOW/5-10	MEDIUM/LOW	NONE	HIGH/EXTREME	NONE	NONE	MEDIUM/10-25	No	409.62	23	1046.8	52.11	Minor Rehab: \$14,655   Crack Seal: \$388
4899	HODGES AVE	A	E DUKE ST	S WASHINGTON AVE	A	MEDIUM/10-25	MEDIUM/LOW	NONE	MEDIUM/EXTREME	NONE	NONE	MEDIUM/5-10	No	539.18	20	1198.18	65.57	Minor Rehab: \$16,775   Surface Patching: \$8,387   Crack Seal: \$511
809	HOLLY AVE	A	SAINT ST	DEAD END	A	MEDIUM/0-5	HIGH/MEDIUM	MEDIUM/5-10	HIGH/EXTREME	MEDIUM/LOW	NONE	MEDIUM/0-5	No	627.80	36	2511.19	50.57	Minor Rehab: \$35,157   Surface Patching: \$22,601   Crack Seal: \$595
810	HOLLY AVE	A	PINE ST	SAINT ST	A	MEDIUM/0-5	HIGH/HIGH	MEDIUM/5-10	HIGH/EXTREME	HIGH/LOW	NONE	MEDIUM/0-5	No	366.98	36	1467.93	49.18	Major Rehab: \$33,762   Surface Patching: \$5,872   Crack Seal: \$348
811	HOLLY AVE	A	FAIRGROUND RD	PINE ST	A	MEDIUM/0-5	HIGH/HIGH	NONE	HIGH/EXTREME	NONE	NONE	NONE	No	512.60	36	2050.41	50.42	Minor Rehab: \$28,706   Surface Patching: \$2,050
2180	HOLMES ST	A	ERWIN RD	DEAD END	A	MEDIUM/0-5	MEDIUM/LOW	HIGH/0-5	HIGH/EXTREME	NONE	NONE	NONE	No	496.01	17	936.92	52.96	Full Depth Patching: \$2,342   Minor Rehab: \$13,117   Surface Patching: \$937   Crack Seal: \$470
4154	HUNT DR	A	HUNT VALLEY DR	DEAD END	A	LOW/0-5	NONE	LOW/0-5	HIGH/EXTREME	NONE	NONE	NONE	No	413.65	22	1011.13	53.86	Minor Rehab: \$14,156
2526	HUNT VALLEY DR	A	TILGHMAN DR	DEAD END	A	MEDIUM/5-10	NONE	NONE	HIGH/EXTREME	NONE	NONE	NONE	No	582.90	22	1424.86	53.17	Minor Rehab: \$19,948   Surface Patching: \$4,275
1693	JACKSON RD	A	ZACHARY LN	S SAMPSON AVE	A	MEDIUM/10-25	HIGH/HIGH	MEDIUM/0-5	HIGH/EXTREME	NONE	HIGH/HIGH	MEDIUM/10-25	No	989.62	20	2199.15	29.40	Surface Patching: \$17,593   Crack Seal: \$937
4912	JACKSON RD	A	JACKSON RD	STEWART ST	A	MEDIUM/25-50	NONE	LOW/0-5	HIGH/EXTREME	NONE	HIGH/MEDIUM	MEDIUM/10-25	No	336.13	20	746.95	47.49	Crack Seal: \$318
4913	JACKSON RD	A	STEWART ST	S SAMPSON AVE	A	NONE	HIGH/HIGH	MEDIUM/0-5	HIGH/EXTREME	NONE	HIGH/HIGH	MEDIUM/10-25	No	498.45	20	1107.67	30.12	Surface Patching: \$1,108   Crack Seal: \$472
4914	JACKSON RD	A	S SAMPSON AVE	ZACHARY LN	A	NONE	HIGH/HIGH	NONE	HIGH/EXTREME	NONE	HIGH/HIGH	MEDIUM/10-25	No	321.96	20	715.47	30.22	Crack Seal: \$305
4918	JACKSON RD	A	SUNSET DR	JACKSON RD	A	LOW/0-5	MEDIUM/HIGH	MEDIUM/0-5	LOW/EXTREME	NONE	NONE	MEDIUM/0-5	No	1953.87	22	4776.13	68.30	Surface Patching: \$4,776   Crack Seal: \$1,850   Preservation: \$19,105
4941	JACKSON RD	A	COVINGTON LN	SUNSET DR	A	MEDIUM/0-5	MEDIUM/HIGH	LOW/0-5	LOW/EXTREME	NONE	NONE	MEDIUM/0-5	No	872.50	22	2132.79	68.30	Surface Patching: \$2,133   Crack Seal: \$826   Preservation: \$8,531
4967	JERNIGAN TER	A	W CUMBERLAND ST	W DIVINE ST	A	LOW/0-5	NONE	LOW/10-25	MEDIUM/EXTREME	NONE	NONE	NONE	No	375.64	19	793.02	67.11	Minor Rehab: \$11,102
18992	JESS LN	A	TILGHMAN DR	JUDE CT	A	NONE	NONE	LOW/0-5	LOW/EXTREME	NONE	NONE	NONE	Yes	484.71	22	1184.84	82.92	Preservation: \$4,739
18994	JESS LN	A	JUDE CT	CUL-DE-SAC	A	NONE	NONE	LOW/0-5	LOW/EXTREME	NONE	NONE	NONE	Yes	240.89	22	588.84	82.92	Preservation: \$2,355
4018	JESSIE TART CIR	A	E CUMBERLAND ST	DEAD END	A	MEDIUM/25-50	NONE	HIGH/0-5	HIGH/EXTREME	NONE	NONE	MEDIUM/5-10	No	397.38	35	1545.36	50.03	Full Depth Patching: \$3,863   Minor Rehab: \$21,635   Crack Seal: \$376
2215	JONES DR	A	GUY AVE	GUY AVE	A	MEDIUM/5-10	LOW/LOW	NONE	MEDIUM/EXTREME	MEDIUM/MEDIUM	NONE	NONE	No	1191.20	20	2647.11	60.61	Minor Rehab: \$37,060   Surface Patching: \$7,941
5042	JOY ST	A	SUE AVE	S POWELL AVE	A	LOW/0-5	HIGH/HIGH	NONE	HIGH/EXTREME	NONE	NONE	MEDIUM/25-50	No	1054.20	30	3514.01	48.82	Major Rehab: \$80,822
18995	JUDE CT	A	JESS LN	CUL-DE-SAC	A	NONE	NONE	NONE	LOW/EXTREME	NONE	NONE	NONE	Yes	217.36	22	531.32	83.00	Preservation: \$2,125
2359	JUPITER DR	A	MOON CIR	DEAD END	A	MEDIUM/10-25	MEDIUM/MEDIUM	LOW/0-5	HIGH/EXTREME	NONE	NONE	MEDIUM/0-5	No	1424.26	31	4905.78	51.08	Minor Rehab: \$68,681   Surface Patching: \$34,340   Crack Seal: \$1,349
5435	KINGSWAY DR	A	QUEENSBURY CT	DEAD END	A	MEDIUM/5-10	HIGH/LOW	NONE	HIGH/EXTREME	NONE	NONE	MEDIUM/0-5	No	482.24	30	1607.48	52.53	Minor Rehab: \$22,505   Surface Patching: \$4,822   Crack Seal: \$457
5051	KINGSWAY DR	A	CANTERBURY DR	QUEENSBURY CT	A	LOW/5-10	HIGH/MEDIUM	LOW/0-5	HIGH/EXTREME	NONE	NONE	NONE	No	1293.95	30	4313.15	51.49	Minor Rehab: \$60,384
966	LAKESHORE DR	A	CREPE MYRTLE LN	DEAD END	A	MEDIUM/10-25	MEDIUM/MEDIUM	LOW/0-5	MEDIUM/EXTREME	NONE	NONE	MEDIUM/0-5	No	1002.02	34	3785.41	65.08	Minor Rehab: \$52,996   Surface Patching: \$26,498   Crack Seal: \$949
946	LAKESHORE DR	A	COOPER ST	DEAD END	A	MEDIUM/10-25	NONE	MEDIUM/0-5	HIGH/EXTREME	NONE	NONE	NONE	No	104.55	18	209.09	52.08	Minor Rehab: \$2,927   Surface Patching: \$1,673
982	LAKESHORE DR	A	WESTBROOK AVE	DAVIS AVE	A	LOW/0-5	HIGH/HIGH	LOW/5-10	HIGH/EXTREME	NONE	NONE	MEDIUM/5-10	No	471.23	34	1780.19	49.99	Major Rehab: \$40,944   Crack Seal: \$446
992	LAKESHORE DR	A	QUEENS AVE	WESTBROOK AVE	A	MEDIUM/5-10	HIGH/HIGH	LOW/5-10	HIGH/EXTREME	NONE	NONE	NONE	No	524.15	34	1980.1	49.86	Major Rehab: \$45,542   Surface Patching: \$5,940
999	LAKESHORE DR	A	CAROLINA DR	QUEENS AVE	A	LOW/5-10	HIGH/MEDIUM	LOW/5-10	HIGH/EXTREME	NONE	NONE	NONE	No	417.87	34	1578.63	51.36	Minor Rehab: \$22,101
2170	LEBANON PL	A	MARLOWE DR	CUL-DE-SAC	A	LOW/0-5	HIGH/MEDIUM	LOW/0-5	HIGH/EXTREME	NONE	NONE	MEDIUM/5-10	No	300.79	30	1002.62	51.29	Minor Rehab: \$14,037   Crack Seal: \$285
2519	LILLY ST	A	S ELM AVE	MAY ST	A	HIGH/10-25	MEDIUM/MEDIUM	NONE	HIGH/EXTREME	NONE	NONE	MEDIUM/0-5	No	1314.21	30	4380.7	50.11	Full Depth Patching: \$76,662   Minor Rehab: \$61,330   Crack Seal: \$1,245
7906	LINCOLN ST	A	BURKE ST	DEAD END	A	MEDIUM/0-5	NONE	MEDIUM/0-5	MEDIUM/EXTREME	HIGH/LOW	NONE	MEDIUM/0-5	No	276.58	20	614.62	66.39	Minor Rehab: \$8,605   Surface Patching: \$1,230   Crack Seal: \$262
4990	LUCKNOW SQ	A	W CUMBERLAND ST	W DIVINE ST	A	MEDIUM/0-5	HIGH/MEDIUM	NONE	MEDIUM/EXTREME	NONE	NONE	MEDIUM/10-25	Yes	373.85	32	1329.23	64.74	Minor Rehab: \$18,609   Surface Patching: \$1,329   Crack Seal: \$354
6804	LUCKNOW SQ	A	W BROAD ST	W CUMBERLAND ST	A	LOW/0-5	HIGH/MEDIUM	NONE	MEDIUM/EXTREME	NONE	NONE	MEDIUM/5-10	Yes	370.50	30	1235.01	65.32	Minor Rehab: \$17,290   Crack Seal: \$351
2203	MAPLE AVE	A	VILLAGE SQUARE DR	FRIENDLY RD	A	LOW/5-10	MEDIUM/LOW	NONE	HIGH/EXTREME	NONE	NONE	MEDIUM/50-75	No	625.77	34	2364.02	48.61	Major Rehab: \$54,372   Crack Seal: \$593
6303	MAPLE AVE	A	FRIENDLY RD	DELANO ST	A	MEDIUM/10-25	MEDIUM/MEDIUM	MEDIUM/0-5	HIGH/EXTREME	NONE	NONE	MEDIUM/5-10	No	595.49	18	1190.98	50.80	Minor Rehab: \$16,674   Surface Patching: \$9,528   Crack Seal: \$564
6337	MAPLE AVE	A	N ASHE AVE	VILLAGE SQUARE DR	A	LOW/5-10	NONE	NONE	HIGH/EXTREME	NONE	NONE	MEDIUM/50-75	No	774.51	33	2839.88	48.94	Major Rehab: \$65,317
7642	MARLOWE DR	A	W CUMBERLAND ST	SHELLY DR	A	MEDIUM/5-10	HIGH/MEDIUM	NONE	MEDIUM/EXTREME	NONE	NONE	MEDIUM/5-10	No	575.55	32	2046.42	64.90	Minor Rehab: \$28,650   Surface Patching: \$6,139   Crack Seal: \$545
2167	MARLOWE DR	A	SHELLY DR	COLERIDGE DR	A	LOW/0-5	MEDIUM/MEDIUM	NONE	MEDIUM/EXTREME	NONE	NONE	MEDIUM/10-25	No	497.26	32	1768.04	65.49	Minor Rehab: \$24,753   Crack Seal: \$471
2168	MARLOWE DR	A	COLERIDGE DR	CHAUCER CT	A	LOW/0-5	MEDIUM/MEDIUM	NONE	LOW/EXTREME	NONE	NONE	MEDIUM/50-75	No	261.83	30	872.78	50.43	Minor Rehab: \$12,219   Crack Seal: \$248
2169	MARLOWE DR	A	CHAUCER CT	BRIARCLIFF DR	A	LOW/0-5	MEDIUM/LOW	NONE	LOW/EXTREME	NONE	NONE	MEDIUM/50-75	No	275.61	32	979.95	51.15	Minor Rehab: \$13,719   Crack Seal: \$261
2357	MARS DR	A	MOON CIR	DEAD END	A	MEDIUM/5-10	MEDIUM/LOW	LOW/0-5	HIGH/EXTREME	HIGH/MEDIUM	NONE	MEDIUM/0-5	No	1209.33	30	4031.11	45.23	Major Rehab: \$92,716   Surface Patching: \$12,093   Crack Seal: \$1,145
6347	MARTIN ST	A	N ASHE AVE	POPPY ST	A	MEDIUM/10-25	MEDIUM/HIGH	NONE	MEDIUM/EXTREME	NONE	NONE	MEDIUM/5-10	No	698.46	30	2328.2	64.04	Minor Rehab: \$32,595   Surface Patching: \$16,297   Crack Seal: \$661
2520	MAY ST	A	S ELM AVE	LILLY ST	A	HIGH/0-5	MEDIUM/MEDIUM	LOW/0-5	HIGH/EXTREME	NONE	NONE	LOW/0-5	No	1328.68	26	3838.42	52.01	Full Depth Patching: \$9,596   Minor Rehab: \$53,738   Crack Seal: \$1,258
2299	MCNEIL CIR	A	E HARNETT ST	CULBRETH ST	A	LOW/10-25	LOW/LOW	MEDIUM/0-5	LOW/EXTREME	NONE	NONE	MEDIUM/0-5	Yes	1097.50	27	3292.49	81.75	Surface Patching: \$3,292   Crack Seal: \$1,039   Preservation: \$13,170
2300	MCNEIL CIR	A	CULBRETH ST	E HARNETT ST	A	MEDIUM/												

1017	MOON CIR	A	PLUTO ST	VENUS DR	A	MEDIUM/5-10	MEDIUM/MEDIUM	NONE	MEDIUM/EXTREME	NONE	NONE	NONE	No	293.38	36	1173.53	65.86	Minor Rehab: \$16,429   Surface Patching: \$3,521   Crack Seal: \$278
1019	MOON CIR	A	JUPITER DR	DEAD END	A	LOW/0-5	HIGH/HIGH	NONE	MEDIUM/EXTREME	NONE	NONE	NONE	No	101.56	36	406.22	56.28	Minor Rehab: \$5,687
1020	MOON CIR	A	MARS DR	JUPITER DR	A	LOW/5-10	MEDIUM/MEDIUM	NONE	MEDIUM/EXTREME	NONE	NONE	MEDIUM/5-10	No	298.83	36	1195.32	65.86	Minor Rehab: \$16,734   Crack Seal: \$283
1021	MOON CIR	A	VENUS DR	MARS DR	A	LOW/5-10	HIGH/MEDIUM	LOW/0-5	MEDIUM/EXTREME	NONE	NONE	MEDIUM/5-10	No	299.01	36	1196.04	65.16	Minor Rehab: \$16,745   Crack Seal: \$283
7904	MOORE ST	A	BURKE ST	E GRANVILLE ST	A	NONE	LOW/LOW	NONE	NONE	NONE	NONE	NONE	No	286.29	21	668	96.00	No Treatment
2177	MURCHISON DR	A	BRIARCLIFF DR	CUL-DE-SAC	A	LOW/0-5	HIGH/MEDIUM	NONE	HIGH/EXTREME	NONE	NONE	NONE	No	607.14	30	2023.8	51.69	Minor Rehab: \$28,333
7451	N CLINTON AVE	A	CAROLINA DR	E WAKE ST	A	MEDIUM/0-5	MEDIUM/LOW	LOW/0-5	MEDIUM/EXTREME	NONE	NONE	MEDIUM/0-5	No	701.38	22	1714.49	67.13	Minor Rehab: \$24,003   Surface Patching: \$1,714   Crack Seal: \$664
2395	N ELLIS AVE	A	W EDGERTON ST	W HARNETT ST	A	LOW/5-10	HIGH/LOW	MEDIUM/0-5	MEDIUM/EXTREME	MEDIUM/LOW	NONE	MEDIUM/0-5	Yes	365.08	26	1054.67	66.21	Minor Rehab: \$14,765   Surface Patching: \$6,328   Crack Seal: \$346
2396	N ELLIS AVE	A	W HARNETT ST	W VANCE ST	A	LOW/5-10	HIGH/LOW	NONE	MEDIUM/EXTREME	NONE	NONE	NONE	Yes	370.59	26	1070.6	66.94	Minor Rehab: \$14,988   Crack Seal: \$351
2397	N ELLIS AVE	A	W VANCE ST	W CARR ST	A	MEDIUM/0-5	MEDIUM/LOW	HIGH/0-5	MEDIUM/EXTREME	MEDIUM/LOW	NONE	NONE	Yes	717.12	26	2071.67	66.34	Full Depth Patching: \$5,179   Minor Rehab: \$29,003   Surface Patching: \$12,430   Crack Seal: \$679
2398	N ELLIS AVE	A	W CARR ST	W JOHNSON ST	A	MEDIUM/0-5	NONE	NONE	LOW/EXTREME	NONE	NONE	NONE	Yes	344.46	26	995.1	82.75	Surface Patching: \$995   Preservation: \$3,980
2403	N ELLIS AVE	A	W JOHNSON ST	W SURLS ST	A	MEDIUM/0-5	NONE	NONE	LOW/EXTREME	NONE	NONE	NONE	Yes	335.80	26	970.08	82.75	Surface Patching: \$970   Preservation: \$3,880
2404	N ELLIS AVE	A	W SURLS ST	W COLE ST	A	LOW/0-5	NONE	NONE	LOW/EXTREME	NONE	NONE	NONE	Yes	347.97	26	1005.25	82.92	Preservation: \$4,021
4928	N ELLIS AVE	A	W BROAD ST	W EDGERTON ST	A	LOW/0-5	NONE	NONE	LOW/EXTREME	NONE	NONE	NONE	Yes	365.88	26	1056.99	99.00	No Treatment
7476	N ELLIS AVE	A	W COLE ST	W GRANVILLE ST	A	LOW/0-5	NONE	NONE	LOW/EXTREME	NONE	NONE	NONE	Yes	380.39	26	1098.91	82.92	Preservation: \$4,396
1060	N ELM AVE	A	E VANCE ST	E CARR ST	A	MEDIUM/0-5	MEDIUM/LOW	MEDIUM/0-5	MEDIUM/EXTREME	NONE	NONE	NONE	No	540.13	20	1200.28	67.13	Minor Rehab: \$16,804   Surface Patching: \$2,400   Crack Seal: \$511
5078	N ELM AVE	A	E BROAD ST	E EDGERTON ST	A	NONE	NONE	NONE	NONE	NONE	NONE	NONE	No	370.09	43	1768.22	100.00	No Treatment
5081	N ELM AVE	A	E EDGERTON ST	E HARNETT ST	A	NONE	NONE	NONE	NONE	NONE	NONE	NONE	No	363.49	33	1332.78	100.00	No Treatment
5082	N ELM AVE	A	E HARNETT ST	E VANCE ST	A	MEDIUM/0-5	MEDIUM/MEDIUM	NONE	MEDIUM/EXTREME	LOW/LOW	NONE	MEDIUM/5-10	No	377.56	22	922.92	65.64	Minor Rehab: \$12,921   Surface Patching: \$923   Crack Seal: \$358
1009	N FAYETTEVILLE AVE	A	W JOHNSON ST	W COLE ST	A	LOW/0-5	HIGH/MEDIUM	NONE	LOW/EXTREME	NONE	NONE	MEDIUM/0-5	No	682.54	21	1592.6	71.43	Crack Seal: \$646   Preservation: \$6,370
2476	N FAYETTEVILLE AVE	A	W CARR ST	W JOHNSON ST	A	MEDIUM/0-5	MEDIUM/MEDIUM	NONE	LOW/EXTREME	NONE	NONE	MEDIUM/5-10	No	346.02	21	807.38	79.07	Surface Patching: \$807   Crack Seal: \$328   Preservation: \$3,230
2477	N FAYETTEVILLE AVE	A	W VANCE ST	W CARR ST	A	MEDIUM/5-10	LOW/LOW	NONE	LOW/EXTREME	NONE	NONE	MEDIUM/10-25	No	714.10	21	1666.24	80.94	Surface Patching: \$4,999   Crack Seal: \$676   Preservation: \$6,665
4807	N FAYETTEVILLE AVE	A	W HARNETT ST	W VANCE ST	A	HIGH/5-10	NONE	NONE	HIGH/EXTREME	LOW/LOW	NONE	MEDIUM/25-50	Yes	363.75	44	1778.31	50.24	Full Depth Patching: \$13,337   Minor Rehab: \$24,896
4808	N FAYETTEVILLE AVE	A	W EDGERTON ST	W HARNETT ST	A	MEDIUM/25-50	MEDIUM/MEDIUM	NONE	HIGH/EXTREME	NONE	NONE	MEDIUM/25-50	Yes	374.85	44	1832.59	48.15	Major Rehab: \$42,150   Crack Seal: \$355
4921	N FAYETTEVILLE AVE	A	W BROAD ST	W EDGERTON ST	A	LOW/0-5	MEDIUM/LOW	NONE	LOW/EXTREME	NONE	NONE	MEDIUM/5-10	Yes	366.55	44	1792.02	81.99	Crack Seal: \$347   Preservation: \$7,168
7463	N FAYETTEVILLE AVE	A	N FAYETTEVILLE AVE	W WAKE ST	A	LOW/0-5	MEDIUM/LOW	HIGH/0-5	LOW/EXTREME	MEDIUM/LOW	NONE	MEDIUM/0-5	No	947.41	21	2210.61	81.35	Full Depth Patching: \$5,527   Surface Patching: \$11,053   Crack Seal: \$897   Preservation: \$8,842
7464	N FAYETTEVILLE AVE	A	W COLE ST	N FAYETTEVILLE AVE	A	MEDIUM/0-5	MEDIUM/MEDIUM	NONE	LOW/EXTREME	NONE	NONE	MEDIUM/0-5	No	381.38	21	889.89	79.33	Surface Patching: \$890   Crack Seal: \$361   Preservation: \$3,560
2394	N GENERAL LEE AVE	A	W EDGERTON ST	W HARNETT ST	A	NONE	LOW/LOW	NONE	NONE	NONE	NONE	NONE	Yes	380.88	23	973.35	96.00	No Treatment
2482	N GENERAL LEE AVE	A	W CARR ST	DEAD END	A	NONE	MEDIUM/MEDIUM	MEDIUM/0-5	MEDIUM/EXTREME	NONE	NONE	NONE	No	283.19	23	723.71	66.25	Minor Rehab: \$10,132   Surface Patching: \$724   Crack Seal: \$268
2483	N GENERAL LEE AVE	A	W COLE ST	W GRANVILLE ST	A	LOW/0-5	LOW/LOW	NONE	LOW/EXTREME	NONE	NONE	NONE	No	369.26	24	984.7	82.61	Preservation: \$3,939
6304	N GENERAL LEE AVE	A	W GRANVILLE ST	W BARRINGTON ST	A	MEDIUM/5-10	MEDIUM/MEDIUM	NONE	MEDIUM/EXTREME	NONE	NONE	MEDIUM/5-10	No	342.26	22	836.62	65.57	Minor Rehab: \$11,713   Surface Patching: \$2,510   Crack Seal: \$324
9014	N GENERAL LEE AVE	A	W CARR ST	W SURLS ST	A	LOW/0-5	MEDIUM/MEDIUM	NONE	HIGH/EXTREME	NONE	NONE	MEDIUM/5-10	No	688.53	23	1759.58	51.99	Minor Rehab: \$24,634   Crack Seal: \$652
9015	N GENERAL LEE AVE	A	W SURLS ST	W COLE ST	A	LOW/0-5	MEDIUM/MEDIUM	NONE	LOW/EXTREME	NONE	NONE	MEDIUM/0-5	No	337.49	24	899.97	79.43	Crack Seal: \$320   Preservation: \$3,600
3900	N HOLLAND AVE	A	E HARNETT ST	DEAD END	A	LOW/0-5	NONE	NONE	MEDIUM/EXTREME	NONE	NONE	NONE	No	355.29	20	789.53	67.92	Minor Rehab: \$11,053
4839	N HOLLAND AVE	A	E BROAD ST	E EDGERTON ST	A	LOW/0-5	LOW/MEDIUM	NONE	HIGH/EXTREME	NONE	NONE	NONE	No	359.36	20	798.58	52.94	Minor Rehab: \$11,180
4840	N HOLLAND AVE	A	E EDGERTON ST	E HARNETT ST	A	HIGH/10-25	LOW/LOW	HIGH/0-5	HIGH/EXTREME	HIGH/LOW	NONE	MEDIUM/0-5	No	361.13	20	802.5	49.98	Full Depth Patching: \$14,044   Major Rehab: \$18,458   Crack Seal: \$342
1694	N JACKSON ST	A	E COLE ST	E GRANVILLE ST	A	LOW/0-5	LOW/LOW	NONE	LOW/EXTREME	NONE	NONE	NONE	No	336.57	18	673.15	82.61	Preservation: \$2,693
1695	N JACKSON ST	A	E SURLS ST	E COLE ST	A	NONE	NONE	NONE	NONE	NONE	NONE	NONE	No	345.57	18	691.15	100.00	No Treatment
1012	N KING AVE	A	W CARR ST	W JOHNSON ST	A	LOW/0-5	LOW/LOW	LOW/0-5	MEDIUM/EXTREME	NONE	NONE	NONE	No	340.56	21	794.64	67.57	Minor Rehab: \$11,125
1035	N KING AVE	A	W VANCE ST	W CARR ST	A	HIGH/5-10	LOW/LOW	LOW/0-5	MEDIUM/EXTREME	NONE	NONE	MEDIUM/5-10	Yes	713.44	26	2061.04	66.08	Full Depth Patching: \$15,458   Minor Rehab: \$28,855   Crack Seal: \$676
2471	N KING AVE	A	W JOHNSON ST	W COLE ST	A	MEDIUM/25-50	NONE	MEDIUM/0-5	HIGH/EXTREME	NONE	NONE	NONE	No	679.75	20	1510.56	50.50	Minor Rehab: \$21,148   Surface Patching: \$1,511
2472	N KING AVE	A	W HARNETT ST	W VANCE ST	A	LOW/0-5	LOW/MEDIUM	NONE	LOW/EXTREME	NONE	NONE	MEDIUM/0-5	Yes	367.93	26	1062.91	81.85	Crack Seal: \$348   Preservation: \$4,252
2473	N KING AVE	A	W EDGERTON ST	W HARNETT ST	A	LOW/10-25	LOW/LOW	NONE	LOW/EXTREME	NONE	NONE	MEDIUM/5-10	Yes	375.83	26	1085.74	81.61	Crack Seal: \$356   Preservation: \$4,343
4923	N KING AVE	A	W BROAD ST	W EDGERTON ST	A	LOW/0-5	HIGH/LOW	NONE	LOW/EXTREME	NONE	NONE	MEDIUM/50-75	Yes	366.34	26	1058.32	50.99	Minor Rehab: \$14,816   Crack Seal: \$347
7466	N KING AVE	A	N KING AVE	W BARRINGTON ST	A	MEDIUM/0-5	LOW/LOW	MEDIUM/0-5	LOW/EXTREME	NONE	NONE	NONE	No	336.43	20	747.61	82.38	Surface Patching: \$1,496   Preservation: \$2,990
7468	N KING AVE	A	W COLE ST	N KING AVE	A	MEDIUM/5-10	LOW/LOW	LOW/0-5	HIGH/EXTREME	NONE	NONE	MEDIUM/0-5	No	386.48	20	858.84	52.83	Minor Rehab: \$12,024   Surface Patching: \$2,577   Crack Seal: \$366
2400	N LAYTON AVE	A	W EDGERTON ST	W HARNETT ST	A	LOW/5-10	HIGH/MEDIUM	MEDIUM/0-5	LOW/EXTREME	NONE	NONE	MEDIUM/0-5	Yes	374.20	31	1288.93	71.17	Surface Patching: \$1,289   Crack Seal: \$354   Preservation: \$5,156
2481	N LAYTON AVE	A	W JOHNSON ST	W COLE ST	A	MEDIUM/5-10	MEDIUM/MEDIUM	LOW/0-5	LOW/EXTREME	LOW/LOW	NONE	MEDIUM/10-25	No	683.58	21	1595.01	78.02	Surface Patching: \$4,785   Crack Seal: \$647   Preservation: \$6,380
4809	N LAYTON AVE	A	W HARNETT ST	W VANCE ST	A	LOW/0-5	MEDIUM/MEDIUM	NONE	LOW/EXTREME	NONE	NONE	MEDIUM/5-10	No	372.29	21	868.68	79.15	Crack Seal: \$353   Preservation: \$3,475
4811	N LAYTON AVE	A	W VANCE ST	W CARR ST	A	MEDIUM/0-5	MEDIUM/MEDIUM	NONE	LOW/EXTREME	NONE	NONE	NONE	No	703.26	19	1484.67	79.42	Surface Patching: \$1,485   Crack Seal: \$666   Preservation: \$5,939
4925	N LAYTON AVE	A	W BROAD ST	W EDGERTON ST	A	MEDIUM/0-5	MEDIUM/HIGH	NONE	MEDIUM/EXTREME	NONE	NONE	MEDIUM/5-10	Yes	365.90	34	1382.3	64.99	Minor Rehab: \$19,352   Surface Patching: \$1,382   Crack Seal: \$346
6299	N LAYTON AVE	A	W CARR ST	W JOHNSON ST	A	MEDIUM/5-10	MEDIUM/LOW	NONE	LOW/EXTREME	LOW/LOW	NONE	MEDIUM/0-5	No	354.98	31	1222.72	81.42	Surface Patching: \$3,668   Crack Seal: \$336   Preservation: \$4,891
7469	N LAYTON AVE	A	N LAYTON AVE	W BARRINGTON ST	A	LOW/0-5	MEDIUM/LOW	NONE	MEDIUM/EXTREME	HIGH/LOW	NONE	NONE	No	337.10	21	786.56	66.32	Minor Rehab: \$11,012   Crack Seal: \$319
7471	N LAYTON AVE	A	W COLE ST	N LAYTON AVE	A	MEDIUM/0-5	NONE	NONE	MEDIUM/EXTREME	HIGH/LOW	NONE	NONE	No	379.90	24	1013.07	66.58	Minor Rehab: \$14,183   Surface Patching: \$1,013
1082	N LEE AVE	A	E EDGERTON ST	E HARNETT ST	A	MEDIUM/5-10	HIGH/LOW	NONE	HIGH/EXTREME	NONE	NONE	MEDIUM/5-10	No	375.24	20	833.88	52.32	Minor Rehab: \$11,674   Surface Patching: \$2,502   Crack Seal: \$355
4821	N LEE AVE	A	E BROAD ST	E EDGERTON ST	A	MEDIUM/10-25	NONE	MEDIUM/0-5	HIGH/EXTREME	MEDIUM/LOW	NONE	MEDIUM/5-10	No	358.18	20	795.96	51.25	Minor Rehab: \$11,143   Surface Patching: \$10,348   Crack Seal: \$339
4633	N LEHMON AVE	A	S LEHMON AVE	EAST POINTE WAY	A	MEDIUM/5-10	MEDIUM/LOW	NONE	MEDIUM/EXTREME	NONE	NONE	MEDIUM/0-5	No	345.31	64	2455.51	66.69	Minor Rehab: \$34,377   Surface Patching: \$7,367   Crack Seal: \$327
2491	N LITTLE AVE	A	E HARNETT ST	E VANCE ST	A	MEDIUM/10-25	HIGH/LOW	MEDIUM/0-5	HIGH/EXTREME	HIGH/LOW	NONE	NONE	No	380.02	20	844.48	50.90	Minor Rehab: \$11,823   Surface Patching: \$6,755   Crack Seal: \$360
1041	N MAGNOLIA AVE	A	E CARR ST	E JOHNSON ST	A	NONE	LOW/LOW	NONE	LOW/EXTREME	NONE	NONE	NONE	No	350.15	21	817.03	82.67	Preservation: \$3,268
1049	N MAGNOLIA AVE	A	E CLEVELAND ST	E CARR ST	A	NONE	LOW/LOW	MEDIUM/0-5	LOW/EXTREME	NONE	NONE	MEDIUM/0-5	No	339.64	21	792.49	82.50	Surface Patching: \$792   Preservation: \$3,170
1055	N MAGNOLIA AVE	A	E VANCE ST	E CLEVELAND ST	A	NONE	LOW/LOW	LOW/0-5	LOW/EXTREME	NONE	NONE	NONE	No	368.05	21	858.79	82.61	Preservation: \$3,435
1064	N MAGNOLIA AVE	A	E HARNETT ST	E VANCE ST	A	NONE	LOW/LOW	NONE	LOW/EXTREME	NONE	NONE	NONE	No	369.03	25	1025.09	82.67	Preservation: \$4,100
2402	N MAGNOLIA AVE	A	E EDGERTON ST	E HARNETT ST	A	LOW/0-5	MEDIUM/LOW	NONE	LOW/EXTREME	NONE	NONE	MEDIUM/5-10	No	373.62	28	1162.38	81.99	Crack Seal: \$354   Preservation: \$4,650
2478	N MAGNOLIA AVE	A	E COLE ST	E GRANVILLE ST	A	NONE	MEDIUM/LOW	NONE	LOW/EXTREME	NONE	NONE	MEDIUM/0-5	No	338.16	21	789.04	82.31	Crack Seal: \$320   Preservation: \$3,156
2479	N MAGNOLIA AVE	A	E SURLS ST	E COLE ST	A	LOW/0-5	MEDIUM/MEDIUM	NONE	LOW/EXTREME	NONE	NONE	NONE	No	341.24	21	796.23	79.53	Crack Seal: \$323   Preservation: \$3,185
2480	N MAGNOLIA AVE	A	E JOHNSON ST	E SURLS ST	A	NONE	LOW/LOW	LOW/0-5	LOW/EXTREME	NONE	NONE	NONE	No	343.89	21	802.41	82.61	Preservation: \$3,210
4946	N MAGNOLIA AVE	A	E BROAD ST	E EDGERTON ST	A	NONE	NONE	NONE	LOW/EXTREME	NONE	NONE	NONE	Yes	365.81	28	1138.07	83.00	Preservation: \$4,552
6300	N MAGNOLIA AVE	A	E GRANVILLE ST	E WAKE ST	A	NONE	NONE	NONE	NONE	NONE	NONE	NONE	No	755.13	44	3691.74	100.00	No Treatment
2413	N MCKAY AVE	A	W SURLS ST	W COLE ST	A	MEDIUM/25-50	MEDIUM/MEDIUM	NONE	HIGH/EXTREME	NONE	NONE	NONE	No	341.40	21	796.59	49.61	Major Rehab: \$18,322   Crack Seal: \$323
2414	N MCKAY AVE	A	W JOHNSON ST	W SURLS ST	A	MEDIUM/0-5	MEDIUM/MEDIUM	MEDIUM/0-5	LOW/EXTREME	MEDIUM/LOW	NONE	NONE	No	335.21	21	782.16	81.16	Surface Patching: \$5,475   Preservation: \$3,129
2415	N MCKAY AVE	A	W CARR ST	W JOHNSON ST	A	NONE	LOW/LOW	LOW/0-5	LOW/EXTREME	NONE	NONE							

7473	N MCKAY AVE	A	N MCKAY AVE	W BARRINGTON ST	A	MEDIUM/0-5	NONE	MEDIUM/0-5	LOW/EXTREME	NONE	NONE	MEDIUM/5-10	No	335.09	28	1042.52	82.13	Surface Patching: \$2,086   Crack Seal: \$317   Preservation: \$4,170
7474	N MCKAY AVE	A	W COLE ST	N MCKAY AVE	A	MEDIUM/10-25	HIGH/MEDIUM	NONE	HIGH/EXTREME	NONE	NONE	NONE	Yes	378.40	38	1597.69	50.58	Minor Rehab: \$22,368   Surface Patching: \$11,184
2406	N ORANGE AVE	A	W VANCE ST	W CARR ST	A	MEDIUM/5-10	MEDIUM/MEDIUM	MEDIUM/0-5	MEDIUM/EXTREME	NONE	NONE	NONE	Yes	713.73	30	2379.09	65.74	Minor Rehab: \$33,307   Surface Patching: \$9,516   Crack Seal: \$676
2407	N ORANGE AVE	A	W CARR ST	W JOHNSON ST	A	LOW/0-5	MEDIUM/LOW	MEDIUM/0-5	MEDIUM/EXTREME	LOW/LOW	NONE	MEDIUM/0-5	Yes	354.22	30	1180.74	66.81	Minor Rehab: \$16,530   Surface Patching: \$1,181   Crack Seal: \$335
2408	N ORANGE AVE	A	W JOHNSON ST	W SURLS ST	A	MEDIUM/10-25	MEDIUM/LOW	NONE	MEDIUM/EXTREME	MEDIUM/LOW	NONE	MEDIUM/5-10	Yes	336.52	24	897.4	65.11	Minor Rehab: \$12,564   Surface Patching: \$10,769   Crack Seal: \$319
2409	N ORANGE AVE	A	W SURLS ST	W COLE ST	A	MEDIUM/5-10	MEDIUM/LOW	LOW/0-5	MEDIUM/EXTREME	NONE	NONE	MEDIUM/5-10	Yes	339.89	29	1095.2	66.45	Minor Rehab: \$15,333   Surface Patching: \$3,286   Crack Seal: \$322
2410	N ORANGE AVE	A	W COLE ST	W GRANVILLE ST	A	LOW/0-5	MEDIUM/LOW	NONE	MEDIUM/EXTREME	NONE	NONE	MEDIUM/25-50	Yes	377.16	31	1299.12	64.99	Minor Rehab: \$18,188   Crack Seal: \$357
2411	N ORANGE AVE	A	W GRANVILLE ST	W BARRINGTON ST	A	NONE	NONE	NONE	NONE	NONE	NONE	NONE	Yes	335.60	21	783.08	100.00	No Treatment
2474	N ORANGE AVE	A	W EDGERTON ST	W HARNETT ST	A	NONE	HIGH/LOW	NONE	MEDIUM/EXTREME	NONE	NONE	MEDIUM/50-75	Yes	375.02	29	1208.4	49.78	Major Rehab: \$27,793   Crack Seal: \$355
2475	N ORANGE AVE	A	W HARNETT ST	W VANCE ST	A	LOW/0-5	HIGH/MEDIUM	NONE	MEDIUM/EXTREME	NONE	NONE	MEDIUM/5-10	Yes	373.06	30	1243.52	65.32	Minor Rehab: \$17,409   Crack Seal: \$353
4930	N ORANGE AVE	A	W BROAD ST	W EDGERTON ST	A	MEDIUM/0-5	MEDIUM/HIGH	MEDIUM/0-5	MEDIUM/EXTREME	NONE	NONE	MEDIUM/10-25	Yes	361.56	29	1165.02	64.39	Minor Rehab: \$16,310   Surface Patching: \$2,330   Crack Seal: \$342
2227	N PARK AVE	A	W CARR ST	DEAD END	A	LOW/0-5	HIGH/HIGH	NONE	MEDIUM/LOW	NONE	NONE	NONE	No	274.82	24	732.85	58.53	Minor Rehab: \$10,260
2228	N PARK AVE	A	W CARR ST	W SURLS ST	A	HIGH/5-10	MEDIUM/MEDIUM	HIGH/0-5	HIGH/EXTREME	NONE	NONE	MEDIUM/10-25	No	690.90	23	1765.64	50.66	Full Depth Patching: \$13,242   Minor Rehab: \$24,719   Crack Seal: \$654
2229	N PARK AVE	A	W SURLS ST	W COLE ST	A	MEDIUM/10-25	MEDIUM/MEDIUM	MEDIUM/0-5	LOW/EXTREME	LOW/LOW	NONE	MEDIUM/10-25	No	336.91	23	860.99	75.49	Surface Patching: \$6,888   Crack Seal: \$319   Preservation: \$3,444
2230	N PARK AVE	A	W COLE ST	W GRANVILLE ST	A	MEDIUM/0-5	MEDIUM/LOW	LOW/0-5	LOW/EXTREME	NONE	NONE	MEDIUM/25-50	Yes	375.99	23	960.87	67.04	Minor Rehab: \$13,452   Surface Patching: \$961   Crack Seal: \$356
2231	N PARK AVE	A	WESTHAVEN ST	DEAD END	A	MEDIUM/5-10	HIGH/MEDIUM	NONE	HIGH/EXTREME	MEDIUM/LOW	NONE	NONE	No	538.11	30	1793.7	50.72	Minor Rehab: \$25,112   Surface Patching: \$14,350
2232	N PARK AVE	A	WESTHAVEN ST	FRIENDLY RD	A	LOW/0-5	HIGH/HIGH	NONE	HIGH/EXTREME	NONE	NONE	NONE	No	398.07	30	1326.89	50.53	Minor Rehab: \$18,576
2184	N POWELL AVE	A	GLENEAGLES AVE	N POWELL AVE	A	LOW/0-5	NONE	NONE	LOW/EXTREME	NONE	NONE	NONE	No	409.74	12	546.33	82.92	Preservation: \$2,185
6389	N POWELL AVE	A	CRESCENT DR	N POWELL AVE	A	HIGH/0-5	NONE	NONE	LOW/EXTREME	NONE	NONE	NONE	No	424.69	12	566.25	82.50	Full Depth Patching: \$1,416   Preservation: \$2,265
6388	N POWELL AVE	A	N POWELL AVE	GLENEAGLES AVE	A	MEDIUM/5-10	NONE	NONE	MEDIUM/EXTREME	NONE	NONE	NONE	No	172.97	24	461.25	67.17	Minor Rehab: \$6,458   Surface Patching: \$1,384
10263	N POWELL AVE	A	GLENEAGLES AVE	TRAFFIC CIRCLE	A	HIGH/5-10	NONE	NONE	LOW/EXTREME	NONE	NONE	MEDIUM/0-5	No	975.94	12	1301.25	81.56	Full Depth Patching: \$9,759   Crack Seal: \$924   Preservation: \$5,205
10265	N POWELL AVE	A	N POWELL AVE	GLENEAGLES AVE	A	LOW/0-5	NONE	NONE	LOW/EXTREME	NONE	NONE	NONE	No	417.11	12	556.14	82.92	Preservation: \$2,225
10266	N POWELL AVE	A	N POWELL AVE	FRIENDLY RD	A	LOW/0-5	NONE	NONE	LOW/EXTREME	MEDIUM/LOW	NONE	NONE	No	201.33	48	1073.75	82.03	Surface Patching: \$5,369   Preservation: \$4,295
10411	N POWELL AVE	A	TRAFFIC CIRCLE	CRESCENT DR	A	HIGH/0-5	NONE	NONE	LOW/EXTREME	NONE	NONE	MEDIUM/10-25	No	371.70	12	495.61	81.33	Full Depth Patching: \$1,239   Crack Seal: \$352   Preservation: \$1,982
4494	N RAILROAD AVE	A	E EDGERTON ST	E HARNETT ST	A	MEDIUM/5-10	MEDIUM/MEDIUM	LOW/0-5	HIGH/EXTREME	NONE	NONE	MEDIUM/5-10	No	367.78	20	817.29	51.54	Minor Rehab: \$11,442   Surface Patching: \$2,452   Crack Seal: \$348
10684	N RAILROAD AVE	A	E BROAD ST	E EDGERTON ST	A	LOW/5-10	HIGH/HIGH	NONE	HIGH/EXTREME	NONE	NONE	MEDIUM/5-10	Yes	372.56	24	993.5	50.03	Minor Rehab: \$13,909   Crack Seal: \$353
2492	N SAMPSON AVE	A	E EDGERTON ST	E HARNETT ST	A	LOW/10-25	MEDIUM/LOW	NONE	LOW/EXTREME	NONE	NONE	NONE	No	367.84	24	980.91	81.78	Crack Seal: \$348   Preservation: \$3,924
4818	N SAMPSON AVE	A	E BROAD ST	E EDGERTON ST	A	HIGH/0-5	MEDIUM/LOW	NONE	HIGH/EXTREME	MEDIUM/LOW	NONE	NONE	No	362.03	22	884.96	52.44	Full Depth Patching: \$2,212   Minor Rehab: \$12,389   Surface Patching: \$4,425   Crack Seal: \$343
1069	N WASHINGTON AVE	A	E HARNETT ST	E VANCE ST	A	MEDIUM/25-50	NONE	LOW/0-5	MEDIUM/EXTREME	NONE	NONE	MEDIUM/5-10	No	372.83	20	828.52	56.90	Minor Rehab: \$11,599   Crack Seal: \$353
4836	N WASHINGTON AVE	A	E EDGERTON ST	E HARNETT ST	A	MEDIUM/10-25	NONE	LOW/0-5	MEDIUM/EXTREME	LOW/LOW	NONE	MEDIUM/5-10	No	363.44	20	807.65	65.54	Minor Rehab: \$11,307   Surface Patching: \$5,654   Crack Seal: \$344
4953	N WASHINGTON AVE	A	E BROAD ST	E EDGERTON ST	A	MEDIUM/5-10	MEDIUM/MEDIUM	LOW/0-5	MEDIUM/EXTREME	MEDIUM/LOW	NONE	MEDIUM/5-10	No	378.12	21	882.28	65.13	Minor Rehab: \$12,352   Surface Patching: \$7,058   Crack Seal: \$358
5087	N WASHINGTON AVE	A	E VANCE ST	E CARR ST	A	MEDIUM/0-5	MEDIUM/LOW	LOW/0-5	MEDIUM/EXTREME	HIGH/LOW	NONE	MEDIUM/10-25	No	463.86	21	1082.35	65.41	Minor Rehab: \$15,153   Surface Patching: \$1,082   Crack Seal: \$439
987	N WATAUGA AVE	A	W VANCE ST	W COLE ST	A	HIGH/5-10	MEDIUM/LOW	MEDIUM/0-5	MEDIUM/EXTREME	NONE	NONE	MEDIUM/5-10	No	1585.89	20	3524.19	65.89	Full Depth Patching: \$26,431   Minor Rehab: \$49,339   Surface Patching: \$3,524   Crack Seal: \$1,502
994	N WATAUGA AVE	A	W HARNETT ST	W VANCE ST	A	MEDIUM/0-5	MEDIUM/LOW	NONE	MEDIUM/EXTREME	LOW/LOW	NONE	NONE	No	373.10	20	829.1	66.90	Minor Rehab: \$11,607   Surface Patching: \$829   Crack Seal: \$353
4934	N WATAUGA AVE	A	W BROAD ST	W HARNETT ST	A	LOW/0-5	MEDIUM/LOW	LOW/5-10	MEDIUM/EXTREME	NONE	NONE	MEDIUM/50-75	No	766.54	21	1788.58	49.74	Major Rehab: \$41,137   Crack Seal: \$726
2278	N WAYNE AVE	A	W EDGERTON ST	W HARNETT ST	A	MEDIUM/5-10	MEDIUM/HIGH	LOW/0-5	MEDIUM/EXTREME	LOW/LOW	NONE	NONE	No	426.30	20	947.34	64.62	Minor Rehab: \$13,263   Surface Patching: \$2,842
2279	N WAYNE AVE	A	W HARNETT ST	W VANCE ST	A	MEDIUM/5-10	HIGH/MEDIUM	LOW/5-10	MEDIUM/EXTREME	LOW/LOW	NONE	MEDIUM/10-25	No	379.70	45	1898.51	64.10	Minor Rehab: \$26,579   Surface Patching: \$5,696   Crack Seal: \$360
4933	N WAYNE AVE	A	W BROAD ST	W EDGERTON ST	A	HIGH/0-5	HIGH/HIGH	MEDIUM/0-5	MEDIUM/EXTREME	NONE	NONE	MEDIUM/0-5	No	336.69	20	748.21	55.81	Full Depth Patching: \$1,871   Minor Rehab: \$10,475   Surface Patching: \$748   Crack Seal: \$319
4825	N WILMINGTON AVE	A	E EDGERTON ST	E HARNETT ST	A	LOW/0-5	MEDIUM/MEDIUM	NONE	MEDIUM/EXTREME	NONE	NONE	MEDIUM/0-5	No	366.20	19	773.1	66.26	Minor Rehab: \$10,823   Crack Seal: \$347
4826	N WILMINGTON AVE	A	E HARNETT ST	E VANCE ST	A	LOW/0-5	MEDIUM/MEDIUM	NONE	MEDIUM/EXTREME	NONE	NONE	NONE	No	369.56	19	780.19	66.36	Minor Rehab: \$10,923   Crack Seal: \$350
4956	N WILMINGTON AVE	A	E BROAD ST	E EDGERTON ST	A	LOW/0-5	HIGH/HIGH	LOW/0-5	MEDIUM/EXTREME	MEDIUM/LOW	NONE	NONE	No	370.88	21	865.38	55.65	Minor Rehab: \$12,115   Surface Patching: \$4,327
1018	N WILSON AVE	A	E SURLS ST	E COLE ST	A	MEDIUM/0-5	MEDIUM/LOW	NONE	MEDIUM/EXTREME	NONE	NONE	NONE	No	329.22	21	768.19	67.25	Minor Rehab: \$10,755   Surface Patching: \$768   Crack Seal: \$312
1031	N WILSON AVE	A	E JOHNSON ST	E SURLS ST	A	MEDIUM/0-5	LOW/MEDIUM	NONE	LOW/EXTREME	NONE	NONE	MEDIUM/0-5	No	349.50	20	776.66	81.75	Surface Patching: \$777   Crack Seal: \$331   Preservation: \$3,107
1036	N WILSON AVE	A	E CARR ST	E JOHNSON ST	A	MEDIUM/0-5	LOW/MEDIUM	NONE	LOW/EXTREME	NONE	NONE	MEDIUM/0-5	No	339.71	21	792.66	81.75	Surface Patching: \$793   Crack Seal: \$322   Preservation: \$3,171
1039	N WILSON AVE	A	E CLEVELAND ST	E CARR ST	A	MEDIUM/0-5	LOW/MEDIUM	NONE	LOW/EXTREME	NONE	NONE	NONE	No	351.83	21	820.93	81.83	Surface Patching: \$821   Preservation: \$3,284
1043	N WILSON AVE	A	E VANCE ST	E CLEVELAND ST	A	MEDIUM/5-10	MEDIUM/MEDIUM	LOW/0-5	LOW/EXTREME	NONE	NONE	MEDIUM/5-10	Yes	362.71	30	1209.02	78.70	Surface Patching: \$3,627   Crack Seal: \$343   Preservation: \$4,836
1050	N WILSON AVE	A	E HARNETT ST	E VANCE ST	A	MEDIUM/0-5	MEDIUM/MEDIUM	NONE	LOW/EXTREME	NONE	NONE	MEDIUM/10-25	Yes	374.94	42	1749.74	78.57	Surface Patching: \$1,750   Crack Seal: \$355   Preservation: \$6,999
2399	N WILSON AVE	A	E BROAD ST	E EDGERTON ST	A	NONE	NONE	NONE	NONE	NONE	NONE	NONE	Yes	367.60	38	1552.09	100.00	No Treatment
2401	N WILSON AVE	A	E EDGERTON ST	E HARNETT ST	A	MEDIUM/0-5	HIGH/LOW	LOW/0-5	HIGH/EXTREME	NONE	NONE	LOW/50-75	Yes	375.13	42	1750.59	51.29	Minor Rehab: \$24,508   Surface Patching: \$1,751   Crack Seal: \$355
7457	N WILSON AVE	A	E COLE ST	N WILSON AVE	A	MEDIUM/0-5	MEDIUM/MEDIUM	NONE	MEDIUM/EXTREME	NONE	NONE	NONE	No	379.62	21	885.79	66.25	Minor Rehab: \$12,401   Surface Patching: \$886   Crack Seal: \$359
7458	N WILSON AVE	A	N WILSON AVE	E WAKE ST	A	HIGH/5-10	HIGH/LOW	MEDIUM/0-5	HIGH/EXTREME	NONE	NONE	MEDIUM/10-25	No	919.79	20	2043.98	51.26	Full Depth Patching: \$15,330   Minor Rehab: \$28,616   Surface Patching: \$2,044   Crack Seal: \$871
3453	NU HOME ST	A	N MCKAY AVE	N KING AVE	A	LOW/0-5	NONE	NONE	LOW/EXTREME	NONE	NONE	NONE	No	301.35	20	669.66	82.92	Preservation: \$2,679
7485	NU HOME ST	A	N ELLIS AVE	N MCKAY AVE	A	HIGH/0-5	MEDIUM/LOW	HIGH/0-5	MEDIUM/EXTREME	NONE	NONE	MEDIUM/0-5	No	358.26	20	796.14	66.77	Full Depth Patching: \$1,990   Minor Rehab: \$11,146   Crack Seal: \$339
2518	OAKDALE DR	A	AMMONS RD	DEAD END	A	LOW/5-10	MEDIUM/MEDIUM	MEDIUM/0-5	HIGH/EXTREME	MEDIUM/LOW	NONE	MEDIUM/0-5	No	465.03	20	1033.41	51.48	Minor Rehab: \$14,468   Surface Patching: \$6,200   Crack Seal: \$440
5005	OAKWOOD AVE	A	DELANO ST	FRIENDLY RD	A	MEDIUM/5-10	MEDIUM/MEDIUM	NONE	HIGH/EXTREME	NONE	NONE	MEDIUM/10-25	No	567.85	20	1261.88	51.11	Minor Rehab: \$17,666   Surface Patching: \$3,786   Crack Seal: \$538
2191	PARLIAMENT PL	A	CANTERBURY DR	DEAD END	A	LOW/0-5	MEDIUM/MEDIUM	LOW/0-5	MEDIUM/EXTREME	NONE	NONE	LOW/0-5	No	715.37	24	1907.65	66.29	Minor Rehab: \$26,707   Crack Seal: \$677
9677	PEACE ST	A	FAIRGROUND RD	DEAD END	A	MEDIUM/0-5	MEDIUM/MEDIUM	LOW/0-5	HIGH/EXTREME	HIGH/LOW	NONE	NONE	No	1042.70	18	2085.41	51.43	Minor Rehab: \$29,196   Surface Patching: \$2,085   Crack Seal: \$987
2383	PINE ST	A	SYCAMORE ST	HOLLY AVE	A	MEDIUM/5-10	MEDIUM/MEDIUM	MEDIUM/0-5	HIGH/EXTREME	MEDIUM/LOW	NONE	NONE	No	695.98	30	2319.94	51.29	Minor Rehab: \$32,479   Surface Patching: \$20,880   Crack Seal: \$659
2361	PLUTO ST	A	MOON CIR	DEAD END	A	NONE	MEDIUM/MEDIUM	NONE	MEDIUM/EXTREME	NONE	NONE	NONE	No	247.05	29	796.06	66.42	Minor Rehab: \$11,145   Crack Seal: \$234
6339	PONDEROSA DR	A	N ASHE AVE	PONDEROSA DR	A	MEDIUM/50-75	MEDIUM/MEDIUM	HIGH/5-10	HIGH/EXTREME	HIGH/MEDIUM	NONE	MEDIUM/5-10	No	1165.28	20	2589.52	33.76	Full Depth Patching: \$19,421   Major Rehab: \$59,559   Crack Seal: \$1,103
6340	PONDEROSA DR	A	PONDEROSA DR	DEAD END	A	HIGH/25-50	MEDIUM/LOW	HIGH/5-10	HIGH/EXTREME	NONE	NONE	MEDIUM/5-10	Yes	1258.71	24	3356.56	37.75	Full Depth Patching: \$25,174   Major Rehab: \$77,201   Crack Seal: \$1,192
6341	PONDEROSA DR	A	PONDEROSA DR	DEAD END	A	HIGH/25-50	MEDIUM/LOW	HIGH/10-25	HIGH/EXTREME	MEDIUM/LOW	NONE	MEDIUM/5-10	Yes	903.57	21	2108.34	36.45	Full Depth Patching: \$36,896   Major Rehab: \$48,492   Surface Patching: \$10,542   Crack Seal: \$856
6346	POPPY ST	A	WESTFIELD DR	DEAD END	A	MEDIUM/5-10	MEDIUM/MEDIUM	LOW/5-10	MEDIUM/EXTREME	MEDIUM/LOW	NONE	MEDIUM/5-10	No	587.38	30	1957.93	65.04	Minor Rehab: \$27,411   Surface Patching: \$15,664   Crack Seal: \$556
4905	PURDIE RD	A	S CLINTON AVE	S WILSON AVE	A	HIGH/10-25	NONE	HIGH/5-10	MEDIUM/EXTREME	HIGH/LOW	NONE	MEDIUM/5-10	No	441.13	24	1176.35	62.59	Full Depth Patching: \$20,586   Minor Rehab: \$16,469   Crack Seal: \$418
2549	QUEENS AVE	A	LAKE SHORE DR	COOPER ST	A	MEDIUM/10-25	MEDIUM/LOW	LOW/0-5	HIGH/EXTREME	LOW/LOW	NONE	MEDIUM/25-50	No	1906.51	34	7202.38	49.70	Major Rehab: \$165,655   Surface Patching: \$50,417   Crack Seal: \$1,805
5050	QUEENSBURY CT	A	CANTERBURY DR	KINGSWAY DR	A	LOW/0-5	HIGH/MEDIUM	NONE	HIGH/EXTREME	NONE	NONE	MEDIUM/0-5	No	812.59	30	2708.63	51.60	Minor Rehab: \$37,921   Crack Seal: \$769
2377	ROLLINGWOOD DR	A	FAIRGROUND RD	WOODRIDGE DR	A	LOW/0-5	MEDIUM/MEDIUM	MEDIUM/0-5	HIGH/EXTREME	NONE	NONE	NONE	No	283.87	30	946.22	52.21	Minor Rehab: \$13,247   Surface Patching: \$946   Crack Seal: \$269
2378	ROLLINGWOOD DR	A	WOODRIDGE DR	BRIGHTWOOD CIR	A													



1058	S ELLIS AVE	A	W DIVINE ST	W PEARSALL ST	A	MEDIUM/0-5	MEDIUM/MEDIUM	NONE	LOW/EXTREME	MEDIUM/LOW	NONE	MEDIUM/5-10	No	368.63	20	819.18	78.58	Surface Patching: \$4,915   Crack Seal: \$349   Preservation: \$3,277
1072	S ELLIS AVE	A	W CANARY ST	W GODWIN ST	A	LOW/0-5	NONE	NONE	LOW/EXTREME	LOW/LOW	NONE	NONE	No	341.36	26	986.15	82.36	Preservation: \$3,945
2452	S ELLIS AVE	A	W BAY ST	W CANARY ST	A	NONE	LOW/LOW	NONE	LOW/EXTREME	NONE	NONE	NONE	No	338.60	26	978.17	82.67	Preservation: \$3,913
2453	S ELLIS AVE	A	W GODWIN ST	W DUKE ST	A	LOW/0-5	MEDIUM/HIGH	NONE	LOW/EXTREME	NONE	NONE	NONE	No	299.78	37	1232.41	68.53	Preservation: \$4,930
4976	S ELLIS AVE	A	W BROAD ST	W CUMBERLAND ST	A	MEDIUM/5-10	LOW/LOW	NONE	HIGH/EXTREME	NONE	NONE	MEDIUM/0-5	No	377.86	36	1511.43	52.86	Minor Rehab: \$21,160   Surface Patching: \$4,534   Crack Seal: \$358
4977	S ELLIS AVE	A	W CUMBERLAND ST	W DIVINE ST	A	MEDIUM/5-10	MEDIUM/MEDIUM	NONE	MEDIUM/EXTREME	NONE	NONE	MEDIUM/25-50	No	368.53	35	1433.17	63.94	Minor Rehab: \$20,064   Surface Patching: \$4,300   Crack Seal: \$349
4643	S ELM AVE	A	S ELM AVE	E DIVINE ST	A	LOW/0-5	MEDIUM/MEDIUM	LOW/0-5	LOW/EXTREME	NONE	NONE	MEDIUM/5-10	No	373.32	21	871.08	79.12	Crack Seal: \$354   Preservation: \$3,484
4848	S ELM AVE	A	E DIVINE ST	E PEARSALL ST	A	MEDIUM/0-5	MEDIUM/LOW	HIGH/0-5	LOW/EXTREME	NONE	NONE	NONE	No	369.29	21	861.67	81.96	Full Depth Patching: \$2,154   Surface Patching: \$862   Crack Seal: \$350   Preservation: \$3,447
4849	S ELM AVE	A	E PEARSALL ST	E POPE ST	A	MEDIUM/5-10	LOW/LOW	NONE	LOW/EXTREME	MEDIUM/LOW	NONE	MEDIUM/0-5	No	367.43	21	857.33	81.29	Surface Patching: \$6,859   Crack Seal: \$348   Preservation: \$3,429
4950	S ELM AVE	A	E BROAD ST	E CUMBERLAND ST	A	LOW/5-10	NONE	NONE	MEDIUM/EXTREME	NONE	NONE	MEDIUM/50-75	Yes	368.52	20	818.93	50.11	Minor Rehab: \$11,465
2420	S FAYETTEVILLE AVE	A	W DIVINE ST	W PEARSALL ST	A	HIGH/0-5	MEDIUM/LOW	LOW/0-5	LOW/EXTREME	NONE	NONE	MEDIUM/0-5	Yes	358.95	21	837.55	81.97	Full Depth Patching: \$2,094   Crack Seal: \$340   Preservation: \$3,350
2421	S FAYETTEVILLE AVE	A	W PEARSALL ST	W POPE ST	A	LOW/0-5	MEDIUM/MEDIUM	NONE	MEDIUM/EXTREME	NONE	NONE	NONE	Yes	365.21	21	852.17	66.36	Minor Rehab: \$11,930   Crack Seal: \$346
2422	S FAYETTEVILLE AVE	A	W POPE ST	W BAY ST	A	LOW/0-5	MEDIUM/MEDIUM	NONE	LOW/EXTREME	NONE	NONE	MEDIUM/5-10	Yes	347.16	24	925.76	79.15	Crack Seal: \$329   Preservation: \$3,703
2423	S FAYETTEVILLE AVE	A	W BAY ST	W CANARY ST	A	LOW/0-5	MEDIUM/LOW	MEDIUM/0-5	LOW/EXTREME	NONE	NONE	NONE	No	344.92	21	804.82	82.21	Surface Patching: \$805   Crack Seal: \$327   Preservation: \$3,219
2424	S FAYETTEVILLE AVE	A	W CANARY ST	W DUKE ST	A	NONE	LOW/LOW	MEDIUM/0-5	LOW/EXTREME	MEDIUM/LOW	NONE	NONE	No	642.02	21	1498.05	81.74	Surface Patching: \$8,988   Preservation: \$5,992
4483	S FAYETTEVILLE AVE	A	W GREENWOOD ST	DEAD END	A	LOW/0-5	NONE	NONE	LOW/EXTREME	NONE	NONE	NONE	No	446.74	30	1489.13	82.92	Preservation: \$5,957
4988	S FAYETTEVILLE AVE	A	W BROAD ST	W CUMBERLAND ST	A	LOW/0-5	MEDIUM/MEDIUM	NONE	LOW/EXTREME	NONE	NONE	NONE	Yes	370.14	42	1727.31	79.53	Crack Seal: \$351   Preservation: \$6,909
4989	S FAYETTEVILLE AVE	A	W CUMBERLAND ST	W DIVINE ST	A	MEDIUM/5-10	HIGH/MEDIUM	NONE	MEDIUM/EXTREME	NONE	NONE	MEDIUM/5-10	No	373.94	32	1329.56	64.90	Minor Rehab: \$18,614   Surface Patching: \$3,989   Crack Seal: \$354
2427	S GENERAL LEE AVE	A	W DIVINE ST	W PEARSALL ST	A	LOW/0-5	MEDIUM/MEDIUM	NONE	MEDIUM/EXTREME	LOW/LOW	NONE	NONE	No	368.10	23	940.7	65.99	Minor Rehab: \$13,170   Crack Seal: \$349
2428	S GENERAL LEE AVE	A	W PEARSALL ST	W POPE ST	A	LOW/0-5	MEDIUM/MEDIUM	NONE	MEDIUM/EXTREME	HIGH/LOW	NONE	NONE	No	356.10	23	910.02	65.54	Minor Rehab: \$12,740   Crack Seal: \$337
2432	S GENERAL LEE AVE	A	W POPE ST	W BAY ST	A	HIGH/5-10	NONE	NONE	LOW/EXTREME	NONE	NONE	NONE	No	340.86	23	871.1	81.67	Full Depth Patching: \$6,533   Preservation: \$3,484
4968	S GENERAL LEE AVE	A	W BROAD ST	W CUMBERLAND ST	A	MEDIUM/5-10	HIGH/HIGH	NONE	HIGH/EXTREME	NONE	NONE	MEDIUM/10-25	No	371.47	22	908.04	49.28	Major Rehab: \$20,885   Surface Patching: \$2,724   Crack Seal: \$352
4969	S GENERAL LEE AVE	A	W CUMBERLAND ST	W DIVINE ST	A	MEDIUM/0-5	MEDIUM/MEDIUM	NONE	MEDIUM/EXTREME	NONE	NONE	MEDIUM/0-5	No	372.44	23	951.8	66.17	Minor Rehab: \$13,325   Surface Patching: \$952   Crack Seal: \$353
2436	S KING AVE	A	W DIVINE ST	W PEARSALL ST	A	NONE	MEDIUM/LOW	NONE	HIGH/EXTREME	LOW/LOW	NONE	MEDIUM/10-25	Yes	365.82	26	1056.81	51.99	Minor Rehab: \$14,795   Crack Seal: \$346
2437	S KING AVE	A	W PEARSALL ST	W POPE ST	A	MEDIUM/10-25	MEDIUM/LOW	LOW/0-5	MEDIUM/EXTREME	NONE	NONE	MEDIUM/25-50	Yes	359.39	26	1038.25	63.93	Minor Rehab: \$14,536   Surface Patching: \$7,268   Crack Seal: \$340
2438	S KING AVE	A	W POPE ST	W BAY ST	A	MEDIUM/10-25	MEDIUM/LOW	LOW/0-5	HIGH/EXTREME	NONE	NONE	MEDIUM/10-25	Yes	352.73	26	1018.99	51.04	Minor Rehab: \$14,266   Surface Patching: \$7,133   Crack Seal: \$334
2440	S KING AVE	A	W BAY ST	W CANARY ST	A	HIGH/10-25	NONE	NONE	HIGH/EXTREME	NONE	NONE	MEDIUM/5-10	Yes	344.12	26	994.12	50.82	Full Depth Patching: \$17,397   Minor Rehab: \$13,918   Crack Seal: \$326
2442	S KING AVE	A	W CANARY ST	W GODWIN ST	A	MEDIUM/10-25	MEDIUM/LOW	MEDIUM/0-5	HIGH/EXTREME	NONE	NONE	NONE	No	333.63	26	963.83	51.74	Minor Rehab: \$13,494   Surface Patching: \$7,711   Crack Seal: \$316
2446	S KING AVE	A	W GREENWOOD ST	DEAD END	A	NONE	NONE	LOW/0-5	MEDIUM/EXTREME	NONE	NONE	NONE	No	371.35	22	907.74	67.92	Minor Rehab: \$12,708
4022	S KING AVE	A	W DUKE ST	W GREENWOOD ST	A	LOW/5-10	MEDIUM/HIGH	NONE	MEDIUM/EXTREME	NONE	NONE	MEDIUM/0-5	No	327.64	28	1019.31	65.19	Minor Rehab: \$14,270   Crack Seal: \$310
4486	S KING AVE	A	W GODWIN ST	W DUKE ST	A	HIGH/0-5	MEDIUM/LOW	NONE	MEDIUM/EXTREME	NONE	NONE	MEDIUM/5-10	No	334.21	28	1039.75	66.78	Full Depth Patching: \$2,599   Minor Rehab: \$14,557   Crack Seal: \$316
4984	S KING AVE	A	W BROAD ST	W CUMBERLAND ST	A	MEDIUM/5-10	HIGH/MEDIUM	NONE	HIGH/EXTREME	LOW/LOW	NONE	MEDIUM/10-25	Yes	371.34	42	1732.93	50.21	Minor Rehab: \$24,261   Surface Patching: \$5,199   Crack Seal: \$352
4985	S KING AVE	A	W CUMBERLAND ST	W DIVINE ST	A	MEDIUM/5-10	HIGH/MEDIUM	MEDIUM/0-5	MEDIUM/EXTREME	NONE	NONE	MEDIUM/5-10	Yes	374.08	42	1745.72	64.80	Minor Rehab: \$24,440   Surface Patching: \$6,983   Crack Seal: \$354
2429	S LAYTON AVE	A	W DIVINE ST	W PEARSALL ST	A	NONE	MEDIUM/LOW	LOW/0-5	MEDIUM/EXTREME	NONE	NONE	MEDIUM/50-75	Yes	368.77	25	1024.35	51.15	Minor Rehab: \$14,341   Crack Seal: \$349
2430	S LAYTON AVE	A	W PEARSALL ST	W POPE ST	A	NONE	NONE	NONE	LOW/EXTREME	NONE	NONE	MEDIUM/75-100	Yes	362.84	25	1007.89	39.58	Major Rehab: \$23,181
2431	S LAYTON AVE	A	W POPE ST	W BAY ST	A	MEDIUM/5-10	HIGH/MEDIUM	NONE	HIGH/EXTREME	NONE	NONE	MEDIUM/5-10	Yes	350.91	25	974.76	50.90	Minor Rehab: \$13,647   Surface Patching: \$2,924   Crack Seal: \$332
2439	S LAYTON AVE	A	W BAY ST	W CANARY ST	A	MEDIUM/5-10	HIGH/MEDIUM	MEDIUM/0-5	HIGH/EXTREME	LOW/LOW	NONE	MEDIUM/5-10	Yes	334.27	40	1485.62	50.59	Minor Rehab: \$20,799   Surface Patching: \$5,943   Crack Seal: \$317
2441	S LAYTON AVE	A	W CANARY ST	W GODWIN ST	A	HIGH/25-50	HIGH/LOW	MEDIUM/0-5	HIGH/EXTREME	LOW/LOW	NONE	MEDIUM/10-25	Yes	341.30	28	1061.81	37.54	Major Rehab: \$24,422   Surface Patching: \$1,062   Crack Seal: \$323
2443	S LAYTON AVE	A	W GODWIN ST	W DUKE ST	A	LOW/5-10	MEDIUM/MEDIUM	NONE	MEDIUM/EXTREME	NONE	NONE	NONE	No	336.99	28	1048.4	66.19	Minor Rehab: \$14,678   Crack Seal: \$319
2444	S LAYTON AVE	A	W DUKE ST	W GREENWOOD ST	A	LOW/0-5	MEDIUM/LOW	NONE	MEDIUM/EXTREME	LOW/LOW	NONE	NONE	No	323.10	28	1005.19	66.99	Minor Rehab: \$14,073   Crack Seal: \$306
2445	S LAYTON AVE	A	W GREENWOOD ST	DEAD END	A	MEDIUM/5-10	MEDIUM/LOW	LOW/0-5	MEDIUM/EXTREME	NONE	NONE	MEDIUM/5-10	No	399.19	28	1241.91	66.45	Minor Rehab: \$17,387   Surface Patching: \$3,726   Crack Seal: \$378
4982	S LAYTON AVE	A	W BROAD ST	W CUMBERLAND ST	A	NONE	MEDIUM/LOW	NONE	MEDIUM/EXTREME	NONE	NONE	MEDIUM/50-75	Yes	368.62	42	1720.23	49.94	Major Rehab: \$39,565   Crack Seal: \$349
4983	S LAYTON AVE	A	W CUMBERLAND ST	W DIVINE ST	A	NONE	HIGH/HIGH	NONE	HIGH/EXTREME	NONE	NONE	MEDIUM/10-25	Yes	373.11	42	1741.17	49.69	Major Rehab: \$40,047   Crack Seal: \$353
4820	S LEE AVE	A	E CUMBERLAND ST	E BROAD ST	A	HIGH/10-25	NONE	HIGH/0-5	HIGH/EXTREME	MEDIUM/LOW	NONE	MEDIUM/5-10	No	416.58	22	1018.3	50.15	Full Depth Patching: \$17,820   Minor Rehab: \$14,256   Surface Patching: \$5,092   Crack Seal: \$394
4632	S LEHMON AVE	A	N LEHMON AVE	WHITE LINE RD	A	NONE	NONE	NONE	MEDIUM/EXTREME	NONE	NONE	NONE	No	432.20	36	1728.79	68.00	Minor Rehab: \$24,203
4647	S LITTLE AVE	A	E PEARSALL ST	E POPE ST	A	MEDIUM/0-5	MEDIUM/LOW	MEDIUM/0-5	HIGH/EXTREME	MEDIUM/LOW	NONE	NONE	No	353.75	20	786.11	52.47	Minor Rehab: \$11,006   Surface Patching: \$5,503   Crack Seal: \$335
4648	S LITTLE AVE	A	E DIVINE ST	E PEARSALL ST	A	LOW/0-5	LOW/LOW	LOW/0-5	LOW/EXTREME	NONE	NONE	NONE	No	375.54	21	876.26	82.57	Preservation: \$3,505
4650	S LITTLE AVE	A	E CUMBERLAND ST	E DIVINE ST	A	LOW/0-5	MEDIUM/MEDIUM	NONE	LOW/EXTREME	NONE	NONE	NONE	Yes	368.69	24	983.17	79.53	Crack Seal: \$349   Preservation: \$3,933
4857	S LITTLE AVE	A	E POPE ST	SPRING BRANCH RD	A	MEDIUM/0-5	MEDIUM/LOW	HIGH/0-5	MEDIUM/EXTREME	NONE	NONE	MEDIUM/5-10	No	320.22	25	889.51	66.68	Full Depth Patching: \$2,224   Minor Rehab: \$12,453   Surface Patching: \$890   Crack Seal: \$303
4642	S MAGNOLIA AVE	A	S MAGNOLIA AVE	E DIVINE ST	A	MEDIUM/0-5	MEDIUM/LOW	NONE	MEDIUM/EXTREME	NONE	NONE	MEDIUM/50-75	Yes	366.72	44	1792.85	49.82	Major Rehab: \$41,236   Surface Patching: \$1,793   Crack Seal: \$347
4859	S MAGNOLIA AVE	A	E DIVINE ST	E PEARSALL ST	A	NONE	MEDIUM/LOW	LOW/0-5	HIGH/EXTREME	NONE	NONE	MEDIUM/50-75	Yes	371.47	44	1816.07	48.74	Major Rehab: \$41,770   Crack Seal: \$352
4861	S MAGNOLIA AVE	A	E PEARSALL ST	S MAGNOLIA AVE	A	NONE	MEDIUM/LOW	MEDIUM/0-5	HIGH/EXTREME	MEDIUM/LOW	NONE	MEDIUM/50-75	Yes	361.12	44	1765.49	48.16	Major Rehab: \$40,606   Surface Patching: \$10,593   Crack Seal: \$342
4865	S MAGNOLIA AVE	A	E MAGNOLIA AVE	E BAY ST	A	MEDIUM/0-5	NONE	NONE	MEDIUM/EXTREME	NONE	NONE	MEDIUM/50-75	Yes	360.91	42	1684.25	50.17	Minor Rehab: \$23,580   Surface Patching: \$1,684
4866	S MAGNOLIA AVE	A	E BAY ST	E CANARY ST	A	LOW/0-5	HIGH/HIGH	LOW/0-5	LOW/EXTREME	NONE	NONE	MEDIUM/10-25	Yes	338.35	42	1578.95	56.62	Minor Rehab: \$22,105   Crack Seal: \$320
4878	S MAGNOLIA AVE	A	E CANARY ST	E GODWIN ST	A	LOW/0-5	MEDIUM/MEDIUM	NONE	LOW/EXTREME	LOW/LOW	NONE	MEDIUM/5-10	No	336.25	20	747.22	78.87	Crack Seal: \$318   Preservation: \$2,989
4895	S MAGNOLIA AVE	A	E GODWIN ST	E DUKE ST	A	NONE	LOW/MEDIUM	NONE	LOW/EXTREME	NONE	NONE	NONE	No	365.77	20	812.82	82.00	Preservation: \$3,251
4896	S MAGNOLIA AVE	A	E DUKE ST	BEST ST	A	NONE	LOW/LOW	LOW/0-5	LOW/EXTREME	NONE	NONE	NONE	No	607.36	20	1349.7	82.61	Preservation: \$5,399
4947	S MAGNOLIA AVE	A	E BROAD ST	E CUMBERLAND ST	A	NONE	NONE	NONE	LOW/EXTREME	NONE	NONE	NONE	Yes	371.55	39	1610.03	83.00	Preservation: \$6,440
4980	S MCKAY AVE	A	W BROAD ST	W CUMBERLAND ST	A	LOW/0-5	LOW/LOW	LOW/0-5	LOW/EXTREME	NONE	NONE	MEDIUM/0-5	Yes	371.11	28	1154.56	82.48	Crack Seal: \$351   Preservation: \$4,618
1054	S ORANGE AVE	A	W DIVINE ST	W PEARSALL ST	A	MEDIUM/0-5	LOW/LOW	NONE	LOW/EXTREME	NONE	NONE	NONE	Yes	367.77	22	898.99	82.50	Surface Patching: \$899   Preservation: \$3,596
1061	S ORANGE AVE	A	W PEARSALL ST	W POPE ST	A	NONE	MEDIUM/LOW	NONE	LOW/EXTREME	NONE	NONE	MEDIUM/0-5	Yes	358.09	22	875.32	82.31	Crack Seal: \$339   Preservation: \$3,501
1066	S ORANGE AVE	A	W POPE ST	W BAY ST	A	LOW/0-5	LOW/LOW	NONE	LOW/EXTREME	NONE	NONE	MEDIUM/0-5	No	350.15	20	778.12	82.51	Crack Seal: \$332   Preservation: \$3,112
1071	S ORANGE AVE	A	W BAY ST	W GODWIN ST	A	LOW/0-5	LOW/LOW	NONE	LOW/EXTREME	LOW/LOW	NONE	NONE	No	680.52	20	1512.27	82.15	Preservation: \$6,049
1077	S ORANGE AVE	A	W GODWIN ST	CEMETERY	A	LOW/5-10	LOW/LOW	NONE	LOW/EXTREME	NONE	NONE	NONE	No	614.55	20	1365.66	82.44	Preservation: \$5,463
4972	S ORANGE AVE	A	W BROAD ST	W CUMBERLAND ST	A	LOW/0-5	LOW/MEDIUM	NONE	LOW/EXTREME	LOW/LOW	NONE	MEDIUM/0-5	Yes	370.42	24	987.79	81.49	Crack Seal: \$351   Preservation: \$3,951
4973	S ORANGE AVE	A	W CUMBERLAND ST	W DIVINE ST	A	LOW/0-5	MEDIUM/LOW	NONE	LOW/EXTREME	LOW/LOW	NONE	NONE	Yes	371.61	26	1073.55	81.99	Crack Seal: \$352   Preservation: \$4,294
5043	S POWELL AVE	A	ERWIN RD	JOY ST	A	MEDIUM/0-5	HIGH/LOW	LOW/0-5	HIGH/EXTREME	NONE	NONE	NONE	No	321.56	20	714.59	52.96	Minor Rehab: \$10,004   Surface Patching: \$715   Crack Seal: \$305
5046	S POWELL AVE	A	JOY ST	W POPE ST	A	LOW/0-5	MEDIUM/LOW	NONE	HIGH/EXTREME	NONE	NONE	NONE	No	345.55	17	652.71	53.36	Minor Rehab: \$9,138   Crack Seal: \$327
7647	S POWELL AVE	A	W CUMBERLAND ST	ERWIN RD	A	MEDIUM/0-5	HIGH/HIGH	MEDIUM/0-5	MEDIUM/EXTREME	NONE	NONE	NONE	No	1475.24	24	3933.98	56.04	Minor Rehab: \$55,076   Surface Patching: \$7,868
10683																		

4830	S WASHINGTON AVE	A	E PEARSALL ST	S WASHINGTON AVE	A	MEDIUM/5-10	MEDIUM/HIGH	NONE	MEDIUM/EXTREME	NONE	NONE	MEDIUM/5-10	No	361.39	21	843.24	64.65	Minor Rehab: \$11,805   Surface Patching: \$2,530   Crack Seal: \$342
4832	S WASHINGTON AVE	A	E DIVINE ST	E PEARSALL ST	A	LOW/0-5	MEDIUM/MEDIUM	NONE	LOW/EXTREME	NONE	NONE	MEDIUM/0-5	No	371.39	21	866.57	79.43	Crack Seal: \$352   Preservation: \$3,466
4835	S WASHINGTON AVE	A	S WASHINGTON AVE	E DIVINE ST	A	LOW/0-5	LOW/LOW	NONE	LOW/EXTREME	NONE	NONE	MEDIUM/0-5	No	372.04	21	868.1	82.51	Crack Seal: \$352   Preservation: \$3,472
4872	S WASHINGTON AVE	A	E BAY ST	E CANARY ST	A	LOW/0-5	MEDIUM/MEDIUM	NONE	LOW/EXTREME	NONE	NONE	MEDIUM/0-5	No	348.02	20	773.39	79.43	Crack Seal: \$330   Preservation: \$3,094
4881	S WASHINGTON AVE	A	E CANARY ST	E GODWIN ST	A	LOW/10-25	LOW/MEDIUM	NONE	LOW/EXTREME	NONE	NONE	MEDIUM/5-10	No	341.39	28	1062.1	81.15	Crack Seal: \$323   Preservation: \$4,248
4882	S WASHINGTON AVE	A	E GODWIN ST	E DUKE ST	A	NONE	NONE	NONE	NONE	NONE	NONE	NONE	No	367.14	28	1142.21	100.00	No Treatment
4902	S WASHINGTON AVE	A	E DUKE ST	HODGES AVE	A	NONE	NONE	NONE	NONE	NONE	NONE	NONE	No	636.11	28	1979.02	100.00	No Treatment
4951	S WASHINGTON AVE	A	E BROAD ST	E CUMBERLAND ST	A	LOW/0-5	LOW/LOW	NONE	LOW/EXTREME	NONE	NONE	MEDIUM/0-5	No	369.96	30	1233.2	82.51	Crack Seal: \$350   Preservation: \$4,933
5055	S WATAUGA AVE	A	W DIVINE ST	W PEARSALL ST	A	LOW/0-5	NONE	NONE	LOW/EXTREME	NONE	NONE	NONE	No	351.53	21	820.23	82.92	Preservation: \$3,281
5056	S WATAUGA AVE	A	W PEARSALL ST	W POPE ST	A	LOW/0-5	LOW/LOW	NONE	LOW/EXTREME	NONE	NONE	NONE	No	362.64	44	1772.9	82.61	Preservation: \$7,092
7659	S WATAUGA AVE	A	W BROAD ST	W CUMBERLAND ST	A	MEDIUM/10-25	MEDIUM/LOW	MEDIUM/0-5	MEDIUM/EXTREME	NONE	NONE	MEDIUM/10-25	No	344.48	44	1684.15	64.97	Minor Rehab: \$23,578   Surface Patching: \$13,473   Crack Seal: \$326
7660	S WATAUGA AVE	A	S WATAUGA AVE	W DIVINE ST	A	LOW/0-5	LOW/LOW	NONE	LOW/EXTREME	NONE	NONE	MEDIUM/10-25	No	370.72	20	823.82	81.40	Crack Seal: \$351   Preservation: \$3,295
4965	S WAYNE AVE	A	W BROAD ST	W CUMBERLAND ST	A	HIGH/0-5	MEDIUM/HIGH	MEDIUM/0-5	MEDIUM/EXTREME	NONE	NONE	MEDIUM/5-10	No	346.34	24	923.58	64.76	Full Depth Patching: \$2,309   Minor Rehab: \$12,930   Surface Patching: \$924   Crack Seal: \$328
4966	S WAYNE AVE	A	S WAYNE AVE	W DIVINE ST	A	MEDIUM/0-5	MEDIUM/LOW	LOW/0-5	LOW/EXTREME	MEDIUM/LOW	NONE	NONE	No	376.16	23	961.29	81.54	Surface Patching: \$5,767   Crack Seal: \$356   Preservation: \$3,845
4654	S WILMINGTON AVE	A	E PEARSALL ST	E POPE ST	A	LOW/0-5	MEDIUM/MEDIUM	NONE	LOW/EXTREME	NONE	NONE	MEDIUM/0-5	Yes	366.39	23	936.33	79.43	Crack Seal: \$347   Preservation: \$3,745
4852	S WILMINGTON AVE	A	S WILMINGTON AVE	E DIVINE ST	A	MEDIUM/0-5	LOW/LOW	MEDIUM/0-5	MEDIUM/EXTREME	LOW/LOW	NONE	MEDIUM/5-10	No	366.66	20	814.8	66.68	Minor Rehab: \$11,407   Surface Patching: \$1,630   Crack Seal: \$347
4853	S WILMINGTON AVE	A	E DIVINE ST	E PEARSALL ST	A	HIGH/0-5	LOW/LOW	LOW/0-5	MEDIUM/EXTREME	HIGH/LOW	NONE	NONE	No	373.55	20	830.1	66.22	Full Depth Patching: \$2,075   Minor Rehab: \$11,621
4906	S WILMINGTON AVE	A	E GODWIN ST	E DUKE ST	A	NONE	LOW/LOW	NONE	NONE	NONE	NONE	NONE	No	538.05	23	1375.03	96.00	No Treatment
2490	S WILMINGTON AVE	A	E DUKE ST	CUL-DE-SAC	A	MEDIUM/10-25	MEDIUM/LOW	LOW/5-10	HIGH/EXTREME	MEDIUM/LOW	NONE	MEDIUM/5-10	No	161.66	56	1005.91	51.00	Minor Rehab: \$14,083   Surface Patching: \$12,071   Crack Seal: \$153
4957	S WILMINGTON AVE	A	E BROAD ST	E CUMBERLAND ST	A	MEDIUM/5-10	NONE	LOW/0-5	MEDIUM/EXTREME	LOW/LOW	NONE	MEDIUM/25-50	No	368.75	23	942.36	64.54	Minor Rehab: \$13,193   Surface Patching: \$2,827
2447	S WILSON AVE	A	E PEARSALL ST	E POPE ST	A	MEDIUM/5-10	MEDIUM/LOW	NONE	MEDIUM/EXTREME	NONE	NONE	MEDIUM/10-25	No	357.89	20	795.32	65.82	Minor Rehab: \$11,134   Surface Patching: \$2,386   Crack Seal: \$339
2448	S WILSON AVE	A	E POPE ST	E BAY ST	A	MEDIUM/5-10	MEDIUM/LOW	LOW/0-5	MEDIUM/EXTREME	NONE	NONE	MEDIUM/5-10	No	353.17	21	824.07	66.45	Minor Rehab: \$11,537   Surface Patching: \$2,472   Crack Seal: \$334
4013	S WILSON AVE	A	PURDIE RD	DEAD END	A	LOW/0-5	MEDIUM/LOW	NONE	LOW/EXTREME	HIGH/LOW	NONE	NONE	No	675.02	20	1500.03	81.32	Crack Seal: \$639   Preservation: \$6,000
4641	S WILSON AVE	A	E DIVINE ST	E PEARSALL ST	A	LOW/5-10	HIGH/LOW	NONE	MEDIUM/EXTREME	MEDIUM/LOW	NONE	MEDIUM/25-50	Yes	364.05	42	1698.88	64.26	Minor Rehab: \$23,784   Surface Patching: \$8,494   Crack Seal: \$345
4874	S WILSON AVE	A	E BAY ST	E CANARY ST	A	HIGH/10-25	HIGH/LOW	HIGH/0-5	MEDIUM/EXTREME	NONE	NONE	NONE	No	343.31	21	801.05	63.53	Full Depth Patching: \$14,018   Minor Rehab: \$11,215   Crack Seal: \$325
4875	S WILSON AVE	A	E GODWIN ST	E DUKE ST	A	MEDIUM/10-25	NONE	NONE	MEDIUM/EXTREME	NONE	NONE	MEDIUM/5-10	No	386.01	21	900.69	65.86	Minor Rehab: \$12,610   Surface Patching: \$6,305   Crack Seal: \$366
4877	S WILSON AVE	A	E CANARY ST	E GODWIN ST	A	MEDIUM/0-5	HIGH/LOW	LOW/0-5	LOW/EXTREME	MEDIUM/LOW	NONE	MEDIUM/0-5	No	337.02	21	786.38	81.31	Surface Patching: \$4,718   Crack Seal: \$319   Preservation: \$3,146
6916	S WILSON AVE	A	E BROAD ST	E CUMBERLAND ST	A	NONE	NONE	LOW/0-5	NONE	NONE	NONE	NONE	Yes	368.23	38	1554.77	99.00	No Treatment
6917	S WILSON AVE	A	S WILSON AVE	E DIVINE ST	A	MEDIUM/5-10	HIGH/MEDIUM	LOW/0-5	MEDIUM/EXTREME	NONE	NONE	MEDIUM/25-50	Yes	375.74	42	1753.47	63.47	Minor Rehab: \$24,549   Surface Patching: \$5,260
2384	SAINT ST	A	GULF DR	BYRON ST	A	MEDIUM/5-10	HIGH/MEDIUM	LOW/0-5	MEDIUM/EXTREME	NONE	NONE	MEDIUM/0-5	No	293.93	36	1175.71	65.08	Minor Rehab: \$16,460   Surface Patching: \$3,527   Crack Seal: \$278
2385	SAINT ST	A	BYRON ST	GULF DR	A	MEDIUM/5-10	MEDIUM/MEDIUM	NONE	MEDIUM/EXTREME	NONE	NONE	MEDIUM/5-10	No	664.93	36	2659.72	65.57	Minor Rehab: \$37,236   Surface Patching: \$7,979   Crack Seal: \$630
2386	SAINT ST	A	GULF DR	SYCAMORE ST	A	MEDIUM/0-5	MEDIUM/MEDIUM	NONE	MEDIUM/EXTREME	NONE	NONE	NONE	No	332.56	36	1330.23	66.25	Minor Rehab: \$18,623   Surface Patching: \$1,330   Crack Seal: \$315
2387	SAINT ST	A	SYCAMORE ST	GUM RD	A	HIGH/5-10	MEDIUM/LOW	MEDIUM/0-5	MEDIUM/EXTREME	NONE	NONE	NONE	No	358.59	36	1434.35	66.15	Full Depth Patching: \$10,758   Minor Rehab: \$20,081   Surface Patching: \$1,434   Crack Seal: \$340
2388	SAINT ST	A	GUM RD	HOLLY AVE	A	MEDIUM/0-5	HIGH/LOW	LOW/0-5	MEDIUM/EXTREME	HIGH/LOW	NONE	NONE	No	347.36	36	1389.46	66.04	Minor Rehab: \$19,452   Surface Patching: \$1,389   Crack Seal: \$329
2349	SATURN ST	A	E JOHNSON ST	MOON CIR	A	MEDIUM/5-10	MEDIUM/LOW	NONE	MEDIUM/EXTREME	NONE	NONE	MEDIUM/0-5	No	320.66	36	1282.62	66.69	Minor Rehab: \$17,957   Surface Patching: \$3,848   Crack Seal: \$304
2350	SATURN ST	A	MOON CIR	DEAD END	A	MEDIUM/0-5	HIGH/HIGH	NONE	MEDIUM/EXTREME	NONE	NONE	MEDIUM/0-5	No	582.11	34	2199.08	56.08	Minor Rehab: \$30,787   Surface Patching: \$2,199   Crack Seal: \$551
2351	SATURN ST	A	MARS DR	DEAD END	A	LOW/0-5	MEDIUM/LOW	NONE	HIGH/EXTREME	NONE	NONE	NONE	No	433.96	36	1735.86	53.36	Minor Rehab: \$24,302   Crack Seal: \$411
2354	SATURN ST	A	VENUS DR	DEAD END	A	HIGH/10-25	MEDIUM/MEDIUM	NONE	MEDIUM/EXTREME	NONE	NONE	MEDIUM/0-5	No	455.55	36	1822.19	63.19	Full Depth Patching: \$31,888   Minor Rehab: \$25,511   Crack Seal: \$431
4048	SAWYER CIR	A	SUSAN TART RD	SUSAN TART RD	A	LOW/0-5	MEDIUM/LOW	LOW/0-5	LOW/EXTREME	NONE	NONE	NONE	No	1110.92	23	2839.02	82.32	Crack Seal: \$1,052   Preservation: \$11,356
2171	SHELLY DR	A	MARLOWE DR	CUL-DE-SAC	A	LOW/0-5	HIGH/HIGH	LOW/0-5	HIGH/EXTREME	NONE	NONE	NONE	No	376.02	31	1295.18	50.49	Minor Rehab: \$18,133
2277	SHORT ST	A	S MCKAY AVE	DEAD END	A	NONE	MEDIUM/LOW	NONE	HIGH/EXTREME	HIGH/LOW	NONE	NONE	No	146.11	12	194.81	52.36	Minor Rehab: \$2,727   Crack Seal: \$138
9639	STAFFORD CT	A	CHADBURY DR	CUL-DE-SAC	A	LOW/5-10	NONE	NONE	LOW/EXTREME	NONE	NONE	MEDIUM/5-10	No	536.96	22	1312.57	82.19	Crack Seal: \$508   Preservation: \$5,250
2282	STEEPLECHASE DR	A	S ELM AVE	DEAD END	A	HIGH/25-50	MEDIUM/LOW	NONE	HIGH/EXTREME	MEDIUM/LOW	NONE	NONE	No	814.97	30	2716.56	38.26	Major Rehab: \$62,481   Surface Patching: \$13,583   Crack Seal: \$772
4911	STEWART ST	A	SPRING BRANCH RD	JACKSON RD	A	HIGH/0-5	HIGH/MEDIUM	HIGH/0-5	HIGH/EXTREME	NONE	NONE	NONE	No	1043.52	21	2434.89	51.17	Full Depth Patching: \$6,087   Minor Rehab: \$34,088
2153	SUE AVE	A	ERWIN RD	JOY ST	A	LOW/0-5	MEDIUM/MEDIUM	NONE	HIGH/EXTREME	NONE	NONE	MEDIUM/25-50	No	319.05	30	1063.51	50.32	Minor Rehab: \$14,889   Crack Seal: \$302
4962	SUNNY AVE	A	W CUMBERLAND ST	W DIVINE ST	A	MEDIUM/0-5	MEDIUM/LOW	LOW/0-5	HIGH/EXTREME	NONE	NONE	NONE	No	458.37	29	1476.97	53.21	Minor Rehab: \$20,678   Surface Patching: \$1,477   Crack Seal: \$434
2286	SUNSET DR	A	CRESTVIEW DR	FOUNTAIN CIR	A	MEDIUM/0-5	MEDIUM/MEDIUM	MEDIUM/0-5	HIGH/EXTREME	NONE	NONE	NONE	No	657.78	30	2192.59	52.13	Minor Rehab: \$30,696   Surface Patching: \$4,386   Crack Seal: \$623
2287	SUNSET DR	A	CRESTVIEW DR	DEAD END	A	LOW/0-5	MEDIUM/LOW	NONE	HIGH/EXTREME	NONE	NONE	NONE	No	147.39	30	491.29	53.36	Minor Rehab: \$6,878   Crack Seal: \$140
4940	SUNSET DR	A	FOUNTAIN CIR	JACKSON RD	A	LOW/0-5	MEDIUM/MEDIUM	NONE	HIGH/EXTREME	NONE	NONE	NONE	No	334.30	30	1114.32	52.36	Minor Rehab: \$15,600   Crack Seal: \$317
2390	SYCAMORE ST	A	FAIRGROUND RD	PINE ST	A	HIGH/50-75	MEDIUM/LOW	NONE	HIGH/EXTREME	NONE	NONE	NONE	No	392.08	30	1306.93	18.78	Major Rehab: \$30,059
2391	SYCAMORE ST	A	PINE ST	DEAD END	A	HIGH/50-75	HIGH/LOW	NONE	HIGH/EXTREME	NONE	NONE	NONE	No	510.24	30	1700.81	18.61	Major Rehab: \$39,119
2174	THORNDALE DR	A	COLERIDGE DR	DEAD END	A	LOW/0-5	MEDIUM/LOW	LOW/0-5	HIGH/EXTREME	NONE	NONE	NONE	No	270.55	30	901.85	53.32	Minor Rehab: \$12,626   Crack Seal: \$256
2175	THORNDALE DR	A	COLERIDGE DR	DEAD END	A	HIGH/0-5	MEDIUM/LOW	NONE	HIGH/EXTREME	NONE	NONE	NONE	No	391.78	30	1305.94	53.08	Full Depth Patching: \$3,265   Minor Rehab: \$18,283   Crack Seal: \$371
2226	TRACY LN	A	FAIRGROUND RD	FRIENDLY RD	A	HIGH/5-10	MEDIUM/LOW	HIGH/0-5	HIGH/EXTREME	NONE	NONE	NONE	No	1219.67	20	2710.39	52.03	Full Depth Patching: \$20,328   Minor Rehab: \$37,945   Crack Seal: \$1,155
2355	VENUS DR	A	MOON CIR	SATURN ST	A	MEDIUM/5-10	MEDIUM/LOW	LOW/0-5	MEDIUM/EXTREME	NONE	NONE	NONE	No	872.21	36	3488.85	66.74	Minor Rehab: \$48,844   Surface Patching: \$10,467   Crack Seal: \$826
2356	VENUS DR	A	SATURN ST	DEAD END	A	LOW/5-10	MEDIUM/LOW	NONE	MEDIUM/EXTREME	NONE	NONE	NONE	No	112.35	30	374.5	67.19	Minor Rehab: \$5,243   Crack Seal: \$106
2206	VILLAGE SQUARE DR	A	MAPLE AVE	BISHOP LN	A	MEDIUM/10-25	MEDIUM/LOW	MEDIUM/0-5	HIGH/EXTREME	NONE	NONE	NONE	No	319.95	26	924.31	51.74	Minor Rehab: \$12,940   Surface Patching: \$7,394   Crack Seal: \$303
2207	VILLAGE SQUARE DR	A	BISHOP LN	GREENWICH CT	A	MEDIUM/5-10	MEDIUM/LOW	LOW/0-5	HIGH/EXTREME	NONE	NONE	NONE	No	288.81	26	834.34	52.74	Minor Rehab: \$11,681   Surface Patching: \$2,503   Crack Seal: \$273
2208	VILLAGE SQUARE DR	A	GREENWICH CT	CUL-DE-SAC	A	MEDIUM/5-10	MEDIUM/MEDIUM	LOW/0-5	HIGH/EXTREME	NONE	NONE	MEDIUM/5-10	No	668.19	26	1930.32	51.54	Minor Rehab: \$27,024   Surface Patching: \$5,791   Crack Seal: \$633
873	VIOLET RD	A	ROSE CIR	FRIENDLY RD	A	MEDIUM/5-10	MEDIUM/LOW	NONE	HIGH/EXTREME	NONE	NONE	NONE	No	377.88	36	1511.54	52.78	Minor Rehab: \$21,162   Surface Patching: \$4,535   Crack Seal: \$358
878	VIOLET RD	A	WESTFIELD DR	ROSE CIR	A	MEDIUM/5-10	MEDIUM/LOW	NONE	MEDIUM/EXTREME	NONE	NONE	NONE	No	290.80	30	969.34	66.78	Minor Rehab: \$13,571   Surface Patching: \$2,908   Crack Seal: \$275
2235	W BARRINGTON ST	A	N KING AVE	N LAYTON AVE	A	HIGH/0-5	NONE	LOW/0-5	MEDIUM/EXTREME	NONE	NONE	NONE	No	377.20	21	880.13	67.44	Full Depth Patching: \$2,200   Minor Rehab: \$12,322
2236	W BARRINGTON ST	A	N LAYTON AVE	N MCKAY AVE	A	NONE	LOW/LOW	NONE	LOW/EXTREME	HIGH/LOW	NONE	NONE	No	353.09	21	823.87	81.53	Preservation: \$3,295
2237	W BARRINGTON ST	A	N ORANGE AVE	N GENERAL LEE AVE	A	LOW/0-5	LOW/LOW	LOW/10-25	MEDIUM/EXTREME	NONE	NONE	NONE	No	343.83	21	802.28	66.90	Minor Rehab: \$11,232
7478	W BARRINGTON ST	A	N MCKAY AVE	W BARRINGTON ST	A	MEDIUM/0-5	MEDIUM/LOW	NONE	MEDIUM/EXTREME	HIGH/LOW	NONE	NONE	No	353.28	21	824.32	66.24	Minor Rehab: \$11,540   Surface Patching: \$824   Crack Seal: \$335
7479	W BARRINGTON ST	A	W BARRINGTON ST	N ORANGE AVE	A	LOW/0-5	MEDIUM/LOW	NONE	MEDIUM/EXTREME	NONE	NONE	MEDIUM/0-5	Yes	353.16	21	824.04	67.26	Minor Rehab: \$11,537   Crack Seal: \$334
2274	W BAY ST	A	S ORANGE AVE	S GENERAL LEE AVE	A	MEDIUM/0-5	LOW/LOW	NONE	MEDIUM/EXTREME	NONE	NONE	NONE	No	348.42	22	851.69	67.50	Minor Rehab: \$11,924   Surface Patching: \$852
2459	W BAY ST	A	S FAYETTEVILLE AVE	S KING AVE	A	LOW/0-5	MEDIUM/HIGH	NONE	MEDIUM/EXTREME	NONE	NONE	MEDIUM/5-10	Yes	358.11	22	875.37	65.07	Minor Rehab: \$12,255   Crack Seal: \$339
2460	W BAY ST	A	S KING AVE	S LAYTON AVE	A	LOW/0-5	LOW/LOW	NONE	LOW/EXTREME	NONE	NONE	NONE	Yes	365.19	22	892.68	82.61	Preservation: \$3,571
2461																		

4931	W BROAD ST	A	N ORANGE AVE	N GENERAL LEE AVE	A	LOW/0-5	HIGH/MEDIUM	NONE	MEDIUM/EXTREME	NONE	NONE	MEDIUM/25-50	Yes	349.94	40	1555.28	63.88	Minor Rehab: \$21,774
4935	W BROAD ST	A	N WAYNE AVE	N WATAUGA AVE	A	LOW/5-10	HIGH/MEDIUM	NONE	MEDIUM/EXTREME	NONE	NONE	MEDIUM/5-10	No	380.64	28	1184.22	65.19	Minor Rehab: \$16,579   Crack Seal: \$360
4937	W BROAD ST	A	N WATAUGA AVE	N ASHE AVE	A	LOW/5-10	HIGH/MEDIUM	MEDIUM/0-5	MEDIUM/EXTREME	NONE	NONE	NONE	Yes	190.34	33	697.93	65.40	Minor Rehab: \$9,771   Surface Patching: \$698
4938	W BROAD ST	A	N ASHE AVE	S ASHE AVE	A	LOW/10-25	HIGH/MEDIUM	NONE	MEDIUM/EXTREME	NONE	NONE	MEDIUM/10-25	No	151.67	24	404.44	64.44	Minor Rehab: \$5,662   Crack Seal: \$144
4939	W BROAD ST	A	S ASHE AVE	ERWIN RD	A	MEDIUM/5-10	HIGH/LOW	MEDIUM/0-5	MEDIUM/EXTREME	NONE	NONE	MEDIUM/10-25	No	959.78	34	3625.84	65.59	Minor Rehab: \$50,762   Surface Patching: \$14,504   Crack Seal: \$909
6805	W BROAD ST	A	LUCKNOW SQ	N FAYETTEVILLE AVE	A	LOW/0-5	MEDIUM/LOW	NONE	LOW/EXTREME	NONE	NONE	NONE	Yes	210.63	44	1029.75	82.36	Crack Seal: \$199   Preservation: \$4,119
6806	W BROAD ST	A	E BROAD ST	LUCKNOW SQ	A	MEDIUM/0-5	MEDIUM/LOW	NONE	LOW/EXTREME	NONE	NONE	NONE	Yes	195.01	44	953.38	82.25	Surface Patching: \$953   Crack Seal: \$185   Preservation: \$3,814
8905	W BROAD ST	A	N GENERAL LEE AVE	N WAYNE AVE	A	MEDIUM/5-10	HIGH/MEDIUM	MEDIUM/0-5	MEDIUM/EXTREME	MEDIUM/LOW	NONE	MEDIUM/5-10	No	972.03	30	3240.09	64.41	Minor Rehab: \$45,361   Surface Patching: \$29,161   Crack Seal: \$920
2251	W CANARY ST	A	S LAYTON AVE	W CANARY ST	A	HIGH/10-25	MEDIUM/LOW	NONE	MEDIUM/EXTREME	NONE	NONE	MEDIUM/10-25	No	361.71	26	1044.95	63.15	Full Depth Patching: \$18,287   Minor Rehab: \$14,629   Crack Seal: \$343
2253	W CANARY ST	A	W CANARY ST	S ELLIS AVE	A	LOW/0-5	LOW/LOW	NONE	LOW/EXTREME	NONE	NONE	NONE	No	345.38	26	997.76	82.61	Preservation: \$3,991
2260	W CANARY ST	A	S FAYETTEVILLE AVE	S KING AVE	A	MEDIUM/0-5	MEDIUM/MEDIUM	NONE	MEDIUM/EXTREME	NONE	NONE	NONE	No	363.76	18	727.52	66.25	Minor Rehab: \$10,185   Surface Patching: \$728   Crack Seal: \$344
2261	W CANARY ST	A	S KING AVE	S LAYTON AVE	A	LOW/0-5	LOW/LOW	NONE	LOW/EXTREME	NONE	NONE	MEDIUM/0-5	Yes	363.87	26	1051.17	82.51	Crack Seal: \$345   Preservation: \$4,205
986	W CARR ST	A	N PARK AVE	CUL-DE-SAC	A	NONE	LOW/LOW	NONE	LOW/EXTREME	NONE	NONE	NONE	No	325.75	23	832.48	82.67	Preservation: \$3,330
991	W CARR ST	A	N GENERAL LEE AVE	N PARK AVE	A	LOW/0-5	LOW/MEDIUM	NONE	LOW/EXTREME	NONE	NONE	MEDIUM/0-5	No	336.40	23	859.7	81.85	Crack Seal: \$319   Preservation: \$3,439
998	W CARR ST	A	N ELLIS AVE	N ORANGE AVE	A	MEDIUM/0-5	HIGH/LOW	LOW/0-5	MEDIUM/EXTREME	LOW/LOW	NONE	NONE	No	354.34	21	826.79	66.62	Minor Rehab: \$11,575   Surface Patching: \$827   Crack Seal: \$336
1002	W CARR ST	A	N MCKAY AVE	N ELLIS AVE	A	MEDIUM/10-25	MEDIUM/LOW	NONE	MEDIUM/EXTREME	NONE	NONE	MEDIUM/5-10	No	351.97	21	821.26	65.57	Minor Rehab: \$11,498   Surface Patching: \$5,749   Crack Seal: \$333
1005	W CARR ST	A	N LAYTON AVE	N MCKAY AVE	A	MEDIUM/10-25	MEDIUM/LOW	NONE	MEDIUM/EXTREME	MEDIUM/LOW	NONE	NONE	No	355.28	21	828.98	65.35	Minor Rehab: \$11,606   Surface Patching: \$9,948   Crack Seal: \$336
1013	W CARR ST	A	N KING AVE	N LAYTON AVE	A	LOW/0-5	MEDIUM/HIGH	NONE	HIGH/EXTREME	NONE	NONE	NONE	No	378.52	21	883.21	51.44	Minor Rehab: \$12,365
1028	W CARR ST	A	N FAYETTEVILLE AVE	N KING AVE	A	MEDIUM/10-25	NONE	HIGH/0-5	MEDIUM/EXTREME	MEDIUM/LOW	NONE	MEDIUM/25-50	No	363.50	21	848.17	63.59	Full Depth Patching: \$2,120   Minor Rehab: \$11,874   Surface Patching: \$10,178
2262	W CARR ST	A	N ORANGE AVE	N GENERAL LEE AVE	A	HIGH/10-25	HIGH/MEDIUM	MEDIUM/5-10	HIGH/EXTREME	NONE	NONE	MEDIUM/5-10	Yes	347.69	23	888.53	49.10	Full Depth Patching: \$15,549   Major Rehab: \$20,436   Surface Patching: \$2,666   Crack Seal: \$329
956	W COLE ST	A	W MORRIS CIR	N WATAUGA AVE	A	LOW/0-5	LOW/LOW	NONE	LOW/EXTREME	NONE	NONE	NONE	No	444.33	24	1184.87	82.61	Preservation: \$4,739
974	W COLE ST	A	N ORANGE AVE	N GENERAL LEE AVE	A	HIGH/25-50	MEDIUM/MEDIUM	MEDIUM/0-5	HIGH/EXTREME	NONE	NONE	NONE	No	347.15	23	887.17	37.99	Major Rehab: \$20,405   Surface Patching: \$887   Crack Seal: \$329
1493	W COLE ST	A	N ELLIS AVE	N ORANGE AVE	A	MEDIUM/0-5	LOW/LOW	NONE	MEDIUM/EXTREME	NONE	NONE	MEDIUM/10-25	No	353.07	20	784.61	66.32	Minor Rehab: \$10,985   Surface Patching: \$785   Crack Seal: \$334
2193	W COLE ST	A	E MORRIS CIR	W MORRIS CIR	A	HIGH/0-5	LOW/HIGH	HIGH/0-5	MEDIUM/EXTREME	NONE	NONE	MEDIUM/10-25	No	528.36	23	1350.25	65.08	Full Depth Patching: \$3,376   Minor Rehab: \$18,904   Crack Seal: \$500
2194	W COLE ST	A	N PARK AVE	E MORRIS CIR	A	MEDIUM/5-10	MEDIUM/HIGH	NONE	MEDIUM/EXTREME	NONE	NONE	MEDIUM/5-10	No	338.05	23	863.91	64.65	Minor Rehab: \$12,095   Surface Patching: \$2,592   Crack Seal: \$320
2195	W COLE ST	A	N GENERAL LEE AVE	N PARK AVE	A	HIGH/10-25	MEDIUM/LOW	NONE	LOW/EXTREME	NONE	NONE	MEDIUM/25-50	No	353.68	23	903.85	63.18	Full Depth Patching: \$15,817   Minor Rehab: \$12,654   Crack Seal: \$335
2196	W COLE ST	A	N FAYETTEVILLE AVE	N KING AVE	A	LOW/0-5	LOW/MEDIUM	NONE	LOW/EXTREME	NONE	NONE	NONE	No	365.67	20	812.61	81.94	Preservation: \$3,250
2197	W COLE ST	A	N KING AVE	N LAYTON AVE	A	HIGH/0-5	MEDIUM/MEDIUM	NONE	LOW/EXTREME	NONE	NONE	MEDIUM/5-10	No	367.99	19	776.88	78.94	Full Depth Patching: \$1,942   Crack Seal: \$348   Preservation: \$3,108
2198	W COLE ST	A	N LAYTON AVE	N MCKAY AVE	A	MEDIUM/10-25	MEDIUM/MEDIUM	NONE	MEDIUM/EXTREME	LOW/LOW	NONE	MEDIUM/0-5	No	359.76	20	799.46	64.84	Minor Rehab: \$11,192   Surface Patching: \$5,596   Crack Seal: \$341
2984	W COLE ST	A	N MCKAY AVE	N ELLIS AVE	A	MEDIUM/0-5	MEDIUM/MEDIUM	MEDIUM/0-5	MEDIUM/EXTREME	NONE	NONE	NONE	No	356.17	20	791.48	66.13	Minor Rehab: \$11,081   Surface Patching: \$1,582   Crack Seal: \$337
6334	W COLE ST	A	N WATAUGA AVE	N ASHE AVE	A	LOW/0-5	LOW/LOW	LOW/0-5	MEDIUM/EXTREME	HIGH/LOW	NONE	NONE	No	1566.35	25	4350.98	66.45	Minor Rehab: \$60,914
2310	W DIVINE ST	A	LUCKNOW SQ	S FAYETTEVILLE AVE	A	MEDIUM/50-75	MEDIUM/LOW	NONE	HIGH/EXTREME	NONE	NONE	NONE	Yes	212.50	28	661.11	37.78	Major Rehab: \$15,206   Crack Seal: \$201
4477	W DIVINE ST	A	E DIVINE ST	LUCKNOW SQ	A	MEDIUM/5-10	NONE	MEDIUM/0-5	HIGH/EXTREME	NONE	NONE	MEDIUM/5-10	Yes	195.96	35	762.07	52.65	Minor Rehab: \$10,669   Surface Patching: \$3,048   Crack Seal: \$186
2311	W DIVINE ST	A	S LAYTON AVE	S MCKAY AVE	A	LOW/0-5	NONE	LOW/0-5	LOW/EXTREME	NONE	NONE	MEDIUM/0-5	No	360.45	28	1121.41	82.74	Crack Seal: \$341   Preservation: \$4,486
2312	W DIVINE ST	A	S FAYETTEVILLE AVE	S KING AVE	A	LOW/5-10	NONE	NONE	HIGH/EXTREME	NONE	NONE	MEDIUM/50-75	Yes	360.77	26	1042.24	48.94	Major Rehab: \$23,972
2313	W DIVINE ST	A	S KING AVE	S LAYTON AVE	A	LOW/0-5	MEDIUM/LOW	LOW/0-5	MEDIUM/EXTREME	NONE	NONE	MEDIUM/50-75	Yes	370.31	26	1069.78	49.87	Major Rehab: \$24,605   Crack Seal: \$351
2314	W DIVINE ST	A	S MCKAY AVE	S ELLIS AVE	A	MEDIUM/5-10	NONE	NONE	LOW/EXTREME	MEDIUM/LOW	NONE	MEDIUM/5-10	No	339.78	35	1321.35	81.24	Surface Patching: \$10,571   Crack Seal: \$322   Preservation: \$5,285
2315	W DIVINE ST	A	S ELLIS AVE	S ORANGE AVE	A	HIGH/5-10	NONE	MEDIUM/0-5	LOW/EXTREME	LOW/LOW	NONE	NONE	Yes	360.45	28	1121.41	81.15	Full Depth Patching: \$8,411   Surface Patching: \$1,121   Preservation: \$4,486
2316	W DIVINE ST	A	S ORANGE AVE	S GENERAL LEE AVE	A	LOW/5-10	MEDIUM/MEDIUM	NONE	MEDIUM/EXTREME	NONE	NONE	MEDIUM/10-25	Yes	343.94	28	1070.05	65.36	Minor Rehab: \$14,981   Crack Seal: \$326
2317	W DIVINE ST	A	S WAYNE AVE	S WATAUGA AVE	A	LOW/0-5	NONE	LOW/0-5	LOW/EXTREME	NONE	NONE	NONE	No	378.34	28	1177.06	82.86	Preservation: \$4,708
2318	W DIVINE ST	A	S GENERAL LEE AVE	JERNIGAN TER	A	MEDIUM/25-50	NONE	MEDIUM/0-5	MEDIUM/EXTREME	NONE	NONE	NONE	No	639.35	28	1989.09	57.17	Minor Rehab: \$27,847   Surface Patching: \$1,989
2319	W DIVINE ST	A	JERNIGAN TER	S WAYNE AVE	A	LOW/0-5	NONE	MEDIUM/0-5	LOW/EXTREME	NONE	NONE	NONE	No	329.45	28	1024.96	82.69	Surface Patching: \$1,025   Preservation: \$4,100
4020	W DIVINE ST	A	S ANN AVE	CUL-DE-SAC	A	LOW/0-5	MEDIUM/MEDIUM	NONE	MEDIUM/EXTREME	NONE	NONE	MEDIUM/0-5	No	436.29	28	1357.33	66.26	Minor Rehab: \$19,003   Crack Seal: \$413
4813	W DIVINE ST	A	S WATAUGA AVE	S ANN AVE	A	HIGH/5-10	MEDIUM/MEDIUM	LOW/0-5	MEDIUM/EXTREME	NONE	NONE	MEDIUM/10-25	No	816.44	28	2540.02	64.83	Full Depth Patching: \$19,050   Minor Rehab: \$35,560   Crack Seal: \$773
2252	W DUKE ST	A	S LAYTON AVE	W DUKE ST	A	MEDIUM/0-5	MEDIUM/LOW	LOW/0-5	MEDIUM/EXTREME	LOW/LOW	NONE	NONE	No	347.25	29	1118.91	66.87	Minor Rehab: \$15,665   Surface Patching: \$1,119   Crack Seal: \$329
2405	W DUKE ST	A	W DUKE ST	S ELLIS AVE	A	LOW/0-5	MEDIUM/MEDIUM	NONE	LOW/EXTREME	LOW/LOW	NONE	MEDIUM/0-5	No	334.93	37	1376.94	79.08	Crack Seal: \$317   Preservation: \$5,508
4021	W DUKE ST	A	S KING AVE	S LAYTON AVE	A	MEDIUM/5-10	MEDIUM/LOW	MEDIUM/0-5	MEDIUM/EXTREME	LOW/LOW	NONE	MEDIUM/5-10	No	364.17	29	1173.44	66.17	Minor Rehab: \$16,428   Surface Patching: \$4,693   Crack Seal: \$345
4484	W DUKE ST	A	S RAILROAD AVE	E DUKE ST	A	HIGH/25-50	HIGH/HIGH	MEDIUM/0-5	HIGH/EXTREME	NONE	NONE	MEDIUM/5-10	No	409.96	24	1093.23	36.50	Major Rehab: \$25,144   Surface Patching: \$1,093   Crack Seal: \$388
4488	W DUKE ST	A	S FAYETTEVILLE AVE	S KING AVE	A	MEDIUM/0-5	NONE	MEDIUM/10-25	MEDIUM/EXTREME	LOW/LOW	NONE	MEDIUM/5-10	No	365.05	28	1135.7	65.47	Minor Rehab: \$15,900   Surface Patching: \$9,086   Crack Seal: \$346
1965	W EDGERTON ST	A	N WAYNE AVE	DEAD END	A	LOW/0-5	MEDIUM/MEDIUM	MEDIUM/5-10	LOW/EXTREME	NONE	NONE	NONE	No	328.49	27	985.46	78.99	Surface Patching: \$2,956   Crack Seal: \$311   Preservation: \$3,942
2254	W EDGERTON ST	A	N ELLIS AVE	N ORANGE AVE	A	MEDIUM/5-10	HIGH/HIGH	MEDIUM/0-5	MEDIUM/EXTREME	NONE	NONE	MEDIUM/5-10	Yes	353.38	46	1806.16	55.39	Minor Rehab: \$25,286   Surface Patching: \$7,224   Crack Seal: \$335
2263	W EDGERTON ST	A	N ORANGE AVE	N GENERAL LEE AVE	A	LOW/0-5	MEDIUM/MEDIUM	NONE	LOW/EXTREME	NONE	NONE	NONE	Yes	344.91	30	1149.71	79.53	Crack Seal: \$327   Preservation: \$4,599
2320	W EDGERTON ST	A	N FAYETTEVILLE AVE	N KING AVE	A	MEDIUM/0-5	HIGH/HIGH	NONE	MEDIUM/EXTREME	NONE	NONE	MEDIUM/10-25	Yes	373.62	44	1826.59	55.32	Minor Rehab: \$25,572   Surface Patching: \$1,827   Crack Seal: \$354
2321	W EDGERTON ST	A	N KING AVE	N LAYTON AVE	A	MEDIUM/5-10	HIGH/HIGH	NONE	MEDIUM/EXTREME	NONE	NONE	MEDIUM/10-25	Yes	359.92	44	1759.63	55.03	Minor Rehab: \$24,635   Surface Patching: \$5,279   Crack Seal: \$341
4802	W EDGERTON ST	A	N MCKAY AVE	N ELLIS AVE	A	MEDIUM/25-50	HIGH/MEDIUM	NONE	MEDIUM/EXTREME	NONE	NONE	MEDIUM/5-10	No	346.56	44	1694.3	55.54	Minor Rehab: \$23,720   Crack Seal: \$328
4803	W EDGERTON ST	A	N LAYTON AVE	N MCKAY AVE	A	MEDIUM/10-25	HIGH/HIGH	NONE	MEDIUM/EXTREME	NONE	NONE	MEDIUM/5-10	Yes	359.37	44	1756.9	54.88	Minor Rehab: \$24,597   Surface Patching: \$12,298   Crack Seal: \$340
6706	W EDGERTON ST	A	E EDGERTON ST	N FAYETTEVILLE AVE	A	MEDIUM/0-5	MEDIUM/MEDIUM	NONE	MEDIUM/EXTREME	NONE	NONE	MEDIUM/10-25	No	406.00	44	1984.88	65.40	Minor Rehab: \$27,788   Surface Patching: \$1,985   Crack Seal: \$384
1073	W GODWIN ST	A	S ELLIS AVE	S ORANGE AVE	A	NONE	NONE	NONE	LOW/EXTREME	NONE	NONE	NONE	No	351.74	20	781.66	83.00	Preservation: \$3,127
2464	W GODWIN ST	A	S LAYTON AVE	W GODWIN ST	A	NONE	MEDIUM/LOW	LOW/0-5	MEDIUM/EXTREME	MEDIUM/LOW	NONE	MEDIUM/5-10	No	361.26	26	1043.63	66.37	Minor Rehab: \$14,611   Surface Patching: \$5,218   Crack Seal: \$342
2465	W GODWIN ST	A	W GODWIN ST	S ELLIS AVE	A	HIGH/0-5	NONE	MEDIUM/0-5	LOW/EXTREME	NONE	NONE	NONE	No	351.96	21	821.24	82.33	Full Depth Patching: \$2,053   Surface Patching: \$821   Preservation: \$3,285
2466	W GODWIN ST	A	S KING AVE	S LAYTON AVE	A	MEDIUM/0-5	MEDIUM/LOW	LOW/0-5	MEDIUM/EXTREME	NONE	NONE	NONE	No	358.76	26	1036.43	67.21	Minor Rehab: \$14,510   Surface Patching: \$1,036   Crack Seal: \$340
2238	W GRANVILLE ST	A	N ORANGE AVE	N GENERAL LEE AVE	A	MEDIUM/25-50	NONE	NONE	MEDIUM/EXTREME	NONE	NONE	MEDIUM/25-50	No	348.73	23	891.21	55.61	Minor Rehab: \$12,477
2239	W GRANVILLE ST	A	N GENERAL LEE AVE	N PARK AVE	A	LOW/0-5	LOW/MEDIUM	NONE	LOW/EXTREME	NONE	NONE	MEDIUM/5-10	No	350.07	23	894.63	81.57	Crack Seal: \$332   Preservation: \$3,579
2240	W GRANVILLE ST	A	N PARK AVE	E MORRIS CIR	A	LOW/5-10	LOW/MEDIUM	NONE	LOW/EXTREME	NONE	NONE	MEDIUM/5-10	No	289.60	25	804.43	81.44	Crack Seal: \$274   Preservation: \$3,218
7475	W GRANVILLE ST	A	N ELLIS AVE	N ORANGE AVE	A	MEDIUM/25-50	LOW/LOW	NONE	MEDIUM/EXTREME	NONE	NONE	MEDIUM/10-25	Yes	350.26	23	895.11	56.28	Minor Rehab: \$12,532   Crack Seal: \$332
2275	W GREENWOOD ST	A	S KING AVE	S LAYTON AVE	A	MEDIUM/5-10	NONE	NONE	MEDIUM/EXTREME	NONE	NONE	MEDIUM/25-50	No	366.04	28	1138.8	64.86	Minor Rehab: \$15,943   Surface Patching: \$3,416
2276	W GREENWOOD ST	A	S LAYTON AVE	S MCKAY AVE	A	MEDIUM/5-10	NONE	NONE	MEDIUM/EXTREME	NONE	NONE	MEDIUM/5-10	No	344.49	28	1071.74	66.78	Minor Rehab: \$15,004   Surface Patching: \$3,215   Crack Seal: \$326
2425	W GREENWOOD ST	A	S FAYETTEVILLE AVE	S KING AVE	A	MEDIUM/25-50	NONE	MEDIUM/0-5	MEDIUM/EXTREME	NONE	NONE	MEDIUM/5-10	No	365.20	28	1136.17	56.82	Minor

6703	W HARNETT ST	A	E HARNETT ST	N FAYETTEVILLE AVE	A	HIGH/0-5	NONE	LOW/0-5	MEDIUM/EXTREME	NONE	NONE	MEDIUM/50-75	No	406.33	22	993.26	49.96	Full Depth Patching: \$2,483   Major Rehab: \$22,845
2245	W JOHNSON ST	A	N FAYETTEVILLE AVE	N KING AVE	A	LOW/0-5	NONE	NONE	LOW/EXTREME	HIGH/LOW	NONE	NONE	No	362.15	20	804.78	81.69	Preservation: \$3,219
2246	W JOHNSON ST	A	N KING AVE	N LAYTON AVE	A	LOW/0-5	MEDIUM/MEDIUM	NONE	LOW/EXTREME	NONE	NONE	NONE	No	379.93	19	802.08	79.53	Crack Seal: \$360   Preservation: \$3,208
2247	W JOHNSON ST	A	N MCKAY AVE	N ELLIS AVE	A	NONE	NONE	LOW/0-5	LOW/EXTREME	NONE	NONE	NONE	No	346.07	21	807.49	82.92	Preservation: \$3,230
2248	W JOHNSON ST	A	N ELLIS AVE	N ORANGE AVE	A	MEDIUM/0-5	NONE	MEDIUM/0-5	HIGH/EXTREME	MEDIUM/LOW	NONE	NONE	No	358.75	20	797.22	52.79	Minor Rehab: \$11,161   Surface Patching: \$5,580
2250	W JOHNSON ST	A	N LAYTON AVE	N MCKAY AVE	A	HIGH/0-5	NONE	NONE	MEDIUM/EXTREME	NONE	NONE	LOW/0-5	No	356.71	20	792.68	67.44	Full Depth Patching: \$1,982   Minor Rehab: \$11,098
2496	W MORRIS CIR	A	E MORRIS CIR	W COLE ST	A	LOW/5-10	MEDIUM/MEDIUM	NONE	MEDIUM/EXTREME	MEDIUM/LOW	NONE	MEDIUM/5-10	No	905.41	24	2414.42	65.38	Minor Rehab: \$33,802   Surface Patching: \$12,072   Crack Seal: \$857
1070	W PEARSALE ST	A	E PEARSALE ST	S FAYETTEVILLE AVE	A	LOW/0-5	MEDIUM/LOW	LOW/0-5	MEDIUM/EXTREME	NONE	NONE	MEDIUM/0-5	Yes	403.32	28	1254.77	67.23	Minor Rehab: \$17,567   Crack Seal: \$382
2255	W PEARSALE ST	A	S ELLIS AVE	S ORANGE AVE	A	LOW/5-10	MEDIUM/MEDIUM	NONE	HIGH/EXTREME	NONE	NONE	MEDIUM/10-25	Yes	356.35	35	1385.82	51.36	Minor Rehab: \$19,401   Crack Seal: \$337
2264	W PEARSALE ST	A	S ORANGE AVE	S GENERAL LEE AVE	A	LOW/5-10	MEDIUM/LOW	NONE	LOW/EXTREME	HIGH/LOW	NONE	MEDIUM/25-50	No	344.63	35	1340.22	66.33	Minor Rehab: \$18,763   Crack Seal: \$326
2467	W PEARSALE ST	A	S LAYTON AVE	S MCKAY AVE	A	MEDIUM/0-5	NONE	NONE	HIGH/EXTREME	MEDIUM/LOW	NONE	MEDIUM/5-10	Yes	358.82	26	1036.58	52.57	Minor Rehab: \$14,512   Surface Patching: \$6,220   Crack Seal: \$340
2468	W PEARSALE ST	A	S MCKAY AVE	S ELLIS AVE	A	MEDIUM/5-10	MEDIUM/HIGH	NONE	HIGH/EXTREME	NONE	NONE	MEDIUM/5-10	No	346.64	35	1348.04	50.65	Minor Rehab: \$18,873   Surface Patching: \$4,044   Crack Seal: \$328
2469	W PEARSALE ST	A	S FAYETTEVILLE AVE	S KING AVE	A	MEDIUM/0-5	MEDIUM/LOW	LOW/0-5	MEDIUM/EXTREME	HIGH/LOW	NONE	MEDIUM/25-50	Yes	373.14	28	1160.88	64.16	Minor Rehab: \$16,252   Surface Patching: \$1,161   Crack Seal: \$353
2470	W PEARSALE ST	A	S KING AVE	S LAYTON AVE	A	NONE	NONE	NONE	MEDIUM/EXTREME	NONE	NONE	MEDIUM/50-75	Yes	358.76	26	1036.41	50.33	Minor Rehab: \$14,510
5040	W PEARSALE ST	A	S ANN AVE	DEAD END	A	LOW/0-5	MEDIUM/MEDIUM	NONE	LOW/EXTREME	HIGH/LOW	NONE	MEDIUM/5-10	No	462.67	30	1542.24	78.43	Crack Seal: \$438   Preservation: \$6,169
1027	W PEARSALE ST	A	S ANN AVE	DEAD END	A	LOW/0-5	HIGH/HIGH	NONE	MEDIUM/EXTREME	NONE	NONE	NONE	No	363.22	30	1210.73	56.28	Minor Rehab: \$16,950
5054	W PEARSALE ST	A	S GENERAL LEE AVE	S WATAUGA AVE	A	LOW/5-10	MEDIUM/LOW	MEDIUM/0-5	LOW/EXTREME	MEDIUM/LOW	NONE	NONE	No	1355.41	34	5120.44	81.43	Surface Patching: \$30,723   Crack Seal: \$1,284   Preservation: \$20,482
2268	W POPE ST	A	S FAYETTEVILLE AVE	S KING AVE	A	LOW/0-5	MEDIUM/MEDIUM	NONE	LOW/EXTREME	NONE	NONE	NONE	Yes	364.71	26	1053.59	79.53	Crack Seal: \$345   Preservation: \$4,214
2269	W POPE ST	A	S KING AVE	S LAYTON AVE	A	LOW/0-5	LOW/LOW	NONE	LOW/EXTREME	NONE	NONE	NONE	No	369.44	26	1067.26	82.61	Preservation: \$4,269
2270	W POPE ST	A	S ORANGE AVE	S GENERAL LEE AVE	A	NONE	LOW/MEDIUM	LOW/0-5	LOW/EXTREME	NONE	NONE	MEDIUM/10-25	No	351.54	21	820.26	80.96	Crack Seal: \$333   Preservation: \$3,281
2271	W POPE ST	A	S RAILROAD AVE	S FAYETTEVILLE AVE	A	LOW/0-5	MEDIUM/LOW	LOW/0-5	MEDIUM/EXTREME	LOW/LOW	NONE	MEDIUM/0-5	Yes	346.76	18	693.51	66.88	Minor Rehab: \$9,709   Crack Seal: \$328
2272	W POPE ST	A	S MCKAY AVE	S ORANGE AVE	A	LOW/5-10	MEDIUM/MEDIUM	NONE	LOW/EXTREME	HIGH/LOW	NONE	MEDIUM/25-50	No	700.86	26	2024.7	65.71	Minor Rehab: \$28,346   Crack Seal: \$664
2273	W POPE ST	A	S LAYTON AVE	S MCKAY AVE	A	MEDIUM/0-5	MEDIUM/MEDIUM	LOW/0-5	HIGH/EXTREME	LOW/MEDIUM	NONE	MEDIUM/10-25	Yes	355.41	22	868.77	50.32	Minor Rehab: \$12,163   Surface Patching: \$869   Crack Seal: \$337
5044	W POPE ST	A	S POWELL AVE	DEAD END	A	LOW/0-5	MEDIUM/MEDIUM	NONE	LOW/EXTREME	NONE	NONE	MEDIUM/5-10	No	423.15	27	1269.45	79.15	Crack Seal: \$401   Preservation: \$5,078
5048	W POPE ST	A	S WATAUGA AVE	DEAD END	A	HIGH/10-25	NONE	MEDIUM/0-5	MEDIUM/EXTREME	LOW/LOW	NONE	MEDIUM/10-25	No	333.65	27	1000.95	63.05	Full Depth Patching: \$17,517   Minor Rehab: \$14,013   Surface Patching: \$1,001   Crack Seal: \$316
5049	W POPE ST	A	S GENERAL LEE AVE	CANTERBURY DR	A	MEDIUM/5-10	MEDIUM/MEDIUM	MEDIUM/0-5	MEDIUM/EXTREME	MEDIUM/LOW	NONE	MEDIUM/25-50	No	1355.10	33	4968.71	63.49	Minor Rehab: \$69,562   Surface Patching: \$44,718   Crack Seal: \$1,283
2241	W SURLS ST	A	N PARK AVE	E MORRIS CIR	A	NONE	LOW/LOW	NONE	LOW/EXTREME	NONE	NONE	NONE	No	339.54	23	867.7	82.67	Preservation: \$3,471
2242	W SURLS ST	A	N MCKAY AVE	N ELLIS AVE	A	LOW/0-5	MEDIUM/LOW	MEDIUM/0-5	HIGH/EXTREME	NONE	NONE	NONE	No	349.86	19	738.6	53.21	Minor Rehab: \$10,340   Surface Patching: \$739   Crack Seal: \$331
2244	W SURLS ST	A	N ELLIS AVE	N ORANGE AVE	A	LOW/0-5	MEDIUM/LOW	NONE	HIGH/EXTREME	NONE	NONE	NONE	No	353.80	20	786.21	53.36	Minor Rehab: \$11,007   Crack Seal: \$335
9012	W SURLS ST	A	N GENERAL LEE AVE	N PARK AVE	A	MEDIUM/0-5	LOW/MEDIUM	NONE	LOW/EXTREME	NONE	NONE	NONE	No	358.05	23	915.02	81.83	Surface Patching: \$915   Preservation: \$3,660
9013	W SURLS ST	A	N ORANGE AVE	N GENERAL LEE AVE	A	HIGH/0-5	LOW/LOW	NONE	LOW/EXTREME	NONE	NONE	NONE	No	343.79	23	878.57	82.28	Full Depth Patching: \$2,196   Preservation: \$3,514
2249	W VANCE ST	A	N FAYETTEVILLE AVE	N KING AVE	A	HIGH/0-5	NONE	NONE	HIGH/EXTREME	LOW/LOW	NONE	MEDIUM/5-10	No	367.69	20	817.08	52.78	Full Depth Patching: \$2,043   Minor Rehab: \$11,439   Crack Seal: \$348
2256	W VANCE ST	A	N MCKAY AVE	N ELLIS AVE	A	LOW/0-5	HIGH/MEDIUM	LOW/0-5	LOW/EXTREME	NONE	NONE	MEDIUM/10-25	No	355.61	20	790.24	70.62	Crack Seal: \$337   Preservation: \$3,161
2257	W VANCE ST	A	N ELLIS AVE	N ORANGE AVE	A	MEDIUM/0-5	HIGH/HIGH	NONE	LOW/EXTREME	NONE	NONE	MEDIUM/5-10	Yes	350.98	25	974.93	57.07	Minor Rehab: \$13,649   Surface Patching: \$975   Crack Seal: \$332
2258	W VANCE ST	A	N WAYNE AVE	N WATAUGA AVE	A	MEDIUM/5-10	MEDIUM/MEDIUM	NONE	MEDIUM/EXTREME	NONE	NONE	NONE	No	355.47	19	750.43	65.86	Minor Rehab: \$10,506   Surface Patching: \$2,251   Crack Seal: \$337
2259	W VANCE ST	A	N WATAUGA AVE	DEAD END	A	MEDIUM/5-10	MEDIUM/MEDIUM	NONE	MEDIUM/EXTREME	NONE	NONE	NONE	No	307.93	19	650.08	65.86	Minor Rehab: \$9,101   Surface Patching: \$1,950   Crack Seal: \$292
2327	W VANCE ST	A	N FAYETTEVILLE AVE	DEAD END	A	MEDIUM/5-10	MEDIUM/HIGH	MEDIUM/0-5	MEDIUM/EXTREME	NONE	NONE	MEDIUM/5-10	No	375.74	19	793.23	64.55	Minor Rehab: \$11,105   Surface Patching: \$3,173   Crack Seal: \$356
4810	W VANCE ST	A	N LAYTON AVE	N MCKAY AVE	A	HIGH/0-5	NONE	NONE	LOW/EXTREME	LOW/LOW	NONE	NONE	No	357.06	20	793.47	82.08	Full Depth Patching: \$1,984   Preservation: \$3,174
4812	W VANCE ST	A	N KING AVE	N LAYTON AVE	A	LOW/0-5	NONE	LOW/0-5	LOW/EXTREME	NONE	NONE	NONE	No	365.45	20	812.12	82.86	Preservation: \$3,248
2376	W WAKE ST	A	N RAILROAD AVE	N FAYETTEVILLE AVE	A	NONE	NONE	LOW/0-5	LOW/EXTREME	NONE	NONE	NONE	No	359.51	21	838.86	82.92	Preservation: \$3,355
7483	W WAKE ST	A	N MCKAY AVE	N ELLIS AVE	A	MEDIUM/10-25	MEDIUM/LOW	LOW/10-25	HIGH/EXTREME	NONE	NONE	MEDIUM/5-10	No	357.69	21	834.61	51.17	Minor Rehab: \$11,685   Surface Patching: \$5,842   Crack Seal: \$339
9328	WADE AVE	A	DAVIS AVE	COOPER ST	A	MEDIUM/0-5	MEDIUM/LOW	NONE	HIGH/EXTREME	NONE	NONE	NONE	No	820.92	35	3192.47	53.25	Minor Rehab: \$44,695   Surface Patching: \$3,192   Crack Seal: \$777
2288	WEBSTER DR	A	MEADOWLARK RD	DEAD END	A	LOW/5-10	HIGH/HIGH	NONE	MEDIUM/EXTREME	NONE	NONE	NONE	No	1255.94	37	5163.32	56.11	Minor Rehab: \$72,286
2210	WELLONS AVE	A	WESTHAVEN ST	FRIENDLY RD	A	LOW/5-10	HIGH/HIGH	NONE	LOW/EXTREME	NONE	NONE	NONE	No	409.06	30	1363.54	57.36	Minor Rehab: \$19,090
2211	WELLONS AVE	A	FRIENDLY RD	MERRY ST	A	NONE	MEDIUM/MEDIUM	NONE	MEDIUM/EXTREME	NONE	NONE	NONE	No	355.20	30	1184	66.42	Minor Rehab: \$16,576   Crack Seal: \$336
2212	WELLONS AVE	A	MERRY ST	ROWAN ST	A	LOW/0-5	MEDIUM/LOW	MEDIUM/0-5	MEDIUM/EXTREME	NONE	NONE	NONE	No	994.52	30	3315.06	67.21	Minor Rehab: \$46,411   Surface Patching: \$3,315   Crack Seal: \$942
5473	WESTBROOK AVE	A	LAKESHORE DR	COOPER ST	A	MEDIUM/5-10	MEDIUM/MEDIUM	LOW/5-10	MEDIUM/EXTREME	NONE	NONE	MEDIUM/5-10	No	1616.35	34	6106.22	65.44	Minor Rehab: \$85,487   Surface Patching: \$18,319   Crack Seal: \$1,531
875	WESTFIELD DR	A	DAISY ST	FRIENDLY RD	A	MEDIUM/5-10	HIGH/LOW	NONE	HIGH/EXTREME	NONE	NONE	NONE	No	586.12	36	2344.48	52.61	Minor Rehab: \$32,823   Surface Patching: \$7,033   Crack Seal: \$555
879	WESTFIELD DR	A	POPPY ST	DAISY ST	A	MEDIUM/5-10	MEDIUM/MEDIUM	NONE	HIGH/EXTREME	HIGH/LOW	NONE	MEDIUM/0-5	No	416.87	36	1667.46	51.10	Minor Rehab: \$23,344   Surface Patching: \$5,002   Crack Seal: \$395
6348	WESTFIELD DR	A	N ASHE AVE	POPPY ST	A	MEDIUM/5-10	HIGH/MEDIUM	LOW/5-10	MEDIUM/EXTREME	NONE	NONE	MEDIUM/10-25	No	606.96	36	2427.85	64.31	Minor Rehab: \$33,990   Surface Patching: \$7,284   Crack Seal: \$575
2223	WESTHAVEN ST	A	GUY AVE	DEAD END	A	MEDIUM/0-5	MEDIUM/MEDIUM	NONE	MEDIUM/EXTREME	NONE	NONE	MEDIUM/0-5	No	545.84	30	1819.45	66.17	Minor Rehab: \$25,472   Surface Patching: \$1,819   Crack Seal: \$517
2225	WESTHAVEN ST	A	N PARK AVE	GUY AVE	A	LOW/0-5	MEDIUM/HIGH	MEDIUM/0-5	MEDIUM/EXTREME	MEDIUM/LOW	NONE	MEDIUM/5-10	No	652.57	30	2175.24	64.47	Minor Rehab: \$30,453   Surface Patching: \$13,051   Crack Seal: \$618
7352	WHITE LINE RD	A	E CUMBERLAND ST	S LEHMON AVE	A	HIGH/0-5	LOW/LOW	NONE	LOW/EXTREME	NONE	NONE	MEDIUM/0-5	No	1047.21	20	2327.12	82.19	Full Depth Patching: \$5,818   Crack Seal: \$992   Preservation: \$9,308
9253	WILLOW LEAF CT	A	FRIENDLY RD	GOLDEN WILLOW CT	A	NONE	LOW/LOW	NONE	LOW/EXTREME	NONE	NONE	NONE	No	161.86	25	449.6	82.67	Preservation: \$1,798
9255	WILLOW LEAF CT	A	GOLDEN WILLOW CT	CUL-DE-SAC	A	LOW/0-5	NONE	LOW/0-5	LOW/EXTREME	NONE	NONE	NONE	No	237.05	25	658.47	82.86	Preservation: \$2,634
2187	WINDSOR DR	A	CANTERBURY DR	KINGSWAY DR	A	MEDIUM/10-25	NONE	MEDIUM/0-5	HIGH/EXTREME	NONE	NONE	NONE	No	615.96	31	2121.66	52.08	Minor Rehab: \$29,703   Surface Patching: \$16,974
4916	WINTERLOCHEN DR	A	US 421 S	ASHLEY LN	A	MEDIUM/5-10	LOW/LOW	HIGH/0-5	HIGH/EXTREME	MEDIUM/LOW	NONE	MEDIUM/0-5	No	751.62	30	2505.39	52.09	Full Depth Patching: \$6,263   Minor Rehab: \$35,075   Surface Patching: \$20,043   Crack Seal: \$712
4917	WINTERLOCHEN DR	A	ASHLEY LN	DEAD END	A	MEDIUM/5-10	MEDIUM/LOW	MEDIUM/5-10	HIGH/EXTREME	MEDIUM/LOW	NONE	MEDIUM/5-10	No	1399.18	30	4663.92	51.68	Minor Rehab: \$65,295   Surface Patching: \$51,303   Crack Seal: \$1,325
2380	WOODRIDGE DR	A	BRANDYWOOD DR	ROLLINGWOOD DR	A	MEDIUM/5-10	MEDIUM/LOW	NONE	MEDIUM/EXTREME	NONE	NONE	NONE	No	1181.29	22	2887.61	66.78	Minor Rehab: \$40,427   Surface Patching: \$8,663   Crack Seal: \$1,119



## APPENDIX B

2021 CITY OF DUNN PAVEMENT CONDITION SURVEY  
RANKED LIST OF SEGMENTS





Appendix B - Ranked List of Segments

SectionID	Street Name	CL	BEG_DESC	END_DESC	P	FC	TC	PP	SD	RR	RC	BC	Sidewalk	Length (ft)	Width (ft)	SqYd	PCI	Cost
10410	BEAUFORT CIR	A	CRESCENT DR	CUL-DE-SAC	A	NONE	NONE	NONE	NONE	NONE	NONE	NONE	No	234.24	22	572.59	100.00	No Treatment
8991	BRUNSWICK DR	A	CURRITUCK AVE	ROWAN ST	A	NONE	NONE	NONE	NONE	NONE	NONE	NONE	No	1270.39	30	4234.64	100.00	No Treatment
2185	CHAMPION DR	A	N POWELL AVE	DEAD END	A	NONE	NONE	NONE	NONE	NONE	NONE	NONE	No	427.82	44	2091.58	100.00	No Treatment
1010	MOON CIR	A	SATURN ST	DEAD END	A	NONE	NONE	NONE	NONE	NONE	NONE	NONE	No	138.28	34	522.38	100.00	No Treatment
5078	N ELM AVE	A	E BROAD ST	E EDGERTON ST	A	NONE	NONE	NONE	NONE	NONE	NONE	NONE	No	370.09	43	1768.22	100.00	No Treatment
5081	N ELM AVE	A	E EDGERTON ST	E HARNETT ST	A	NONE	NONE	NONE	NONE	NONE	NONE	NONE	No	363.49	33	1332.78	100.00	No Treatment
1695	N JACKSON ST	A	E SURLS ST	E COLE ST	A	NONE	NONE	NONE	NONE	NONE	NONE	NONE	No	345.57	18	691.15	100.00	No Treatment
6300	N MAGNOLIA AVE	A	E GRANVILLE ST	E WAKE ST	A	NONE	NONE	NONE	NONE	NONE	NONE	NONE	No	755.13	44	3691.74	100.00	No Treatment
2411	N ORANGE AVE	A	W GRANVILLE ST	W BARRINGTON ST	A	NONE	NONE	NONE	NONE	NONE	NONE	NONE	Yes	335.60	21	783.08	100.00	No Treatment
2399	N WILSON AVE	A	E BROAD ST	E EDGERTON ST	A	NONE	NONE	NONE	NONE	NONE	NONE	NONE	Yes	367.60	38	1552.09	100.00	No Treatment
4882	S WASHINGTON AVE	A	E GODWIN ST	E DUKE ST	A	NONE	NONE	NONE	NONE	NONE	NONE	NONE	No	367.14	28	1142.21	100.00	No Treatment
4902	S WASHINGTON AVE	A	E DUKE ST	HODGES AVE	A	NONE	NONE	NONE	NONE	NONE	NONE	NONE	No	636.11	28	1979.02	100.00	No Treatment
4927	W BROAD ST	A	N MCKAY AVE	N ELLIS AVE	A	NONE	NONE	NONE	NONE	NONE	NONE	NONE	Yes	349.23	40	1552.15	100.00	No Treatment
4929	W BROAD ST	A	N ELLIS AVE	N ORANGE AVE	A	NONE	NONE	NONE	NONE	NONE	NONE	NONE	Yes	348.83	40	1550.36	100.00	No Treatment
10409	CRESCENT DR	A	BEAUFORT CIR	N POWELL AVE	A	NONE	NONE	LOW/0-5	NONE	NONE	NONE	NONE	No	494.05	22	1207.68	99.00	No Treatment
2336	E SURLS ST	A	N WILSON AVE	DEAD END	A	NONE	NONE	LOW/0-5	NONE	NONE	NONE	NONE	No	264.67	20	588.16	99.00	No Treatment
4928	N ELLIS AVE	A	W BROAD ST	W EDGERTON ST	A	LOW/0-5	NONE	NONE	NONE	NONE	NONE	NONE	Yes	365.88	26	1056.99	99.00	No Treatment
6916	S WILSON AVE	A	E BROAD ST	E CUMBERLAND ST	A	NONE	NONE	LOW/0-5	NONE	NONE	NONE	NONE	Yes	368.23	38	1554.77	99.00	No Treatment
4876	E GODWIN ST	A	S WILSON AVE	E GODWIN ST	A	NONE	LOW/LOW	NONE	NONE	NONE	NONE	NONE	No	364.60	20	810.22	96.00	No Treatment
7904	MOORE ST	A	BURKE ST	E GRANVILLE ST	A	NONE	LOW/LOW	NONE	NONE	NONE	NONE	NONE	No	286.29	21	668	96.00	No Treatment
2394	N GENERAL LEE AVE	A	W EDGERTON ST	W HARNETT ST	A	NONE	LOW/LOW	NONE	NONE	NONE	NONE	NONE	Yes	380.88	23	973.35	96.00	No Treatment
4906	S WILMINGTON AVE	A	E GODWIN ST	E DUKE ST	A	NONE	LOW/LOW	NONE	NONE	NONE	NONE	NONE	No	538.05	23	1375.03	96.00	No Treatment
2362	GREENFIELD DR	A	CAROLINA DR	GREENFIELD DR	B	HIGH/0-5	NONE	NONE	NONE	NONE	NONE	NONE	Yes	1219.49	20	2709.99	94.00	Full Depth Patching: \$6,775
3216	CRESCENT DR	A	GLENEAGLES AVE	BEAUFORT CIR	A	NONE	NONE	NONE	LOW/EXTREME	NONE	NONE	NONE	No	358.93	22	877.39	83.00	Preservation: \$3,510
4949	E BROAD ST	A	N MAGNOLIA AVE	N ELM AVE	A	NONE	NONE	NONE	LOW/EXTREME	NONE	NONE	NONE	Yes	359.42	44	1757.15	83.00	Preservation: \$7,029
18995	JUDE CT	A	JESS LN	CUL-DE-SAC	A	NONE	NONE	NONE	LOW/EXTREME	NONE	NONE	NONE	Yes	217.36	22	531.32	83.00	Preservation: \$2,125
4946	N MAGNOLIA AVE	A	E BROAD ST	E EDGERTON ST	A	NONE	NONE	NONE	LOW/EXTREME	NONE	NONE	NONE	Yes	365.81	28	1138.07	83.00	Preservation: \$4,552
4947	S MAGNOLIA AVE	A	E BROAD ST	E CUMBERLAND ST	A	NONE	NONE	NONE	LOW/EXTREME	NONE	NONE	NONE	Yes	371.55	39	1610.03	83.00	Preservation: \$6,440
1073	W GODWIN ST	A	S ELLIS AVE	S ORANGE AVE	A	NONE	NONE	NONE	LOW/EXTREME	NONE	NONE	NONE	No	351.74	20	781.66	83.00	Preservation: \$3,127
3911	CRESCENT DR	A	GLENEAGLES AVE	CUL-DE-SAC	A	LOW/0-5	NONE	NONE	LOW/EXTREME	NONE	NONE	NONE	No	612.68	22	1497.67	82.92	Preservation: \$5,991
4944	E BROAD ST	A	N WILSON AVE	N CLINTON AVE	A	LOW/0-5	NONE	NONE	LOW/EXTREME	NONE	NONE	NONE	Yes	363.88	44	1778.96	82.92	Preservation: \$7,116
4948	E BROAD ST	A	S CLINTON AVE	N MAGNOLIA AVE	A	LOW/0-5	NONE	NONE	LOW/EXTREME	NONE	NONE	NONE	Yes	371.50	44	1816.23	82.92	Preservation: \$7,265
4845	E POPE ST	A	S WILSON AVE	DEAD END	A	LOW/0-5	NONE	NONE	LOW/EXTREME	NONE	NONE	NONE	No	341.99	20	759.97	82.92	Preservation: \$3,040
2213	FRIENDLY RD	A	MOSES TRIPP LN	N POWELL AVE	A	LOW/0-5	NONE	NONE	LOW/EXTREME	NONE	NONE	NONE	No	526.61	20	1170.24	82.92	Preservation: \$4,681
3215	GLENEAGLES AVE	A	CRESCENT DR	N POWELL AVE	A	LOW/0-5	NONE	NONE	LOW/EXTREME	NONE	NONE	NONE	Yes	387.48	31	1334.66	82.92	Preservation: \$5,339
18992	JESS LN	A	TILGHMAN DR	JUDE CT	A	NONE	NONE	LOW/0-5	LOW/EXTREME	NONE	NONE	NONE	Yes	484.71	22	1184.84	82.92	Preservation: \$4,739
18994	JESS LN	A	JUDE CT	CUL-DE-SAC	A	NONE	NONE	LOW/0-5	LOW/EXTREME	NONE	NONE	NONE	Yes	240.89	22	588.84	82.92	Preservation: \$2,355
2404	N ELLIS AVE	A	W SURLS ST	W COLE ST	A	LOW/0-5	NONE	NONE	LOW/EXTREME	NONE	NONE	NONE	Yes	347.97	26	1005.25	82.92	Preservation: \$4,021
7476	N ELLIS AVE	A	W COLE ST	W GRANVILLE ST	A	LOW/0-5	NONE	NONE	LOW/EXTREME	NONE	NONE	NONE	Yes	380.39	26	1098.91	82.92	Preservation: \$4,396
2184	N POWELL AVE	A	GLENEAGLES AVE	N POWELL AVE	A	LOW/0-5	NONE	NONE	LOW/EXTREME	NONE	NONE	NONE	No	409.74	12	546.33	82.92	Preservation: \$2,185
10265	N POWELL AVE	A	N POWELL AVE	GLENEAGLES AVE	A	LOW/0-5	NONE	NONE	LOW/EXTREME	NONE	NONE	NONE	No	417.11	12	556.14	82.92	Preservation: \$2,225
3453	NU HOME ST	A	N MCKAY AVE	N KING AVE	A	LOW/0-5	NONE	NONE	LOW/EXTREME	NONE	NONE	NONE	No	301.35	20	669.66	82.92	Preservation: \$2,679
4483	S FAYETTEVILLE AVE	A	W GREENWOOD ST	DEAD END	A	LOW/0-5	NONE	NONE	LOW/EXTREME	NONE	NONE	NONE	No	446.74	30	1489.13	82.92	Preservation: \$5,957
5055	S WATAUGA AVE	A	W DIVINE ST	W PEARSALL ST	A	LOW/0-5	NONE	NONE	LOW/EXTREME	NONE	NONE	NONE	No	351.53	21	820.23	82.92	Preservation: \$3,281
2247	W JOHNSON ST	A	N MCKAY AVE	N ELLIS AVE	A	NONE	NONE	LOW/0-5	LOW/EXTREME	NONE	NONE	NONE	No	346.07	21	807.49	82.92	Preservation: \$3,230
2376	W WAKE ST	A	N RAILROAD AVE	N FAYETTEVILLE AVE	A	NONE	NONE	LOW/0-5	LOW/EXTREME	NONE	NONE	NONE	No	359.51	21	838.86	82.92	Preservation: \$3,355
2317	W DIVINE ST	A	S WAYNE AVE	S WATAUGA AVE	A	LOW/0-5	NONE	LOW/0-5	LOW/EXTREME	NONE	NONE	NONE	No	378.34	28	1177.06	82.86	Preservation: \$4,708
4812	W VANCE ST	A	N KING AVE	N LAYTON AVE	A	LOW/0-5	NONE	LOW/0-5	LOW/EXTREME	NONE	NONE	NONE	No	365.45	20	812.12	82.86	Preservation: \$3,248
9255	WILLOW LEAF CT	A	GOLDEN WILLOW CT	CUL-DE-SAC	A	LOW/0-5	NONE	LOW/0-5	LOW/EXTREME	NONE	NONE	NONE	No	237.05	25	658.47	82.86	Preservation: \$2,634
10269	GLENEAGLES AVE	A	N POWELL AVE	CHADBURY DR	A	MEDIUM/0-5	NONE	NONE	LOW/EXTREME	NONE	NONE	NONE	No	372.40	12	496.53	82.75	Surface Patching: \$497   Preservation: \$1,986
2398	N ELLIS AVE	A	W CARR ST	W JOHNSON ST	A	MEDIUM/0-5	NONE	NONE	LOW/EXTREME	NONE	NONE	NONE	Yes	344.46	26	995.1	82.75	Surface Patching: \$995   Preservation: \$3,980
2403	N ELLIS AVE	A	W JOHNSON ST	W SURLS ST	A	MEDIUM/0-5	NONE	NONE	LOW/EXTREME	NONE	NONE	NONE	Yes	335.80	26	970.08	82.75	Surface Patching: \$970   Preservation: \$3,880
2311	W DIVINE ST	A	S LAYTON AVE	S MCKAY AVE	A	LOW/0-5	NONE	LOW/0-5	LOW/EXTREME	NONE	NONE	MEDIUM/0-5	No	360.45	28	1121.41	82.74	Crack Seal: \$341   Preservation: \$4,486
4850	E DIVINE ST	A	S WASHINGTON AVE	S WILMINGTON AVE	A	LOW/0-5	NONE	MEDIUM/0-5	LOW/EXTREME	NONE	NONE	NONE	No	464.88	20	1033.07	82.69	Surface Patching: \$1,033   Preservation: \$4,132
4338	GLENFIELD DR	A	GLENEAGLES AVE	CUL-DE-SAC	A	LOW/0-5	NONE	MEDIUM/0-5	LOW/EXTREME	NONE	NONE	NONE	No	720.72	22	1761.75	82.69	Surface Patching: \$1,762   Preservation: \$7,047
2319	W DIVINE ST	A	JERNIGAN TER	S WAYNE AVE	A	LOW/0-5	NONE	MEDIUM/0-5	LOW/EXTREME	NONE	NONE	NONE	No	329.45	28	1024.96	82.69	Surface Patching: \$1,025   Preservation: \$4,100
2372	CANAL DR	A	MEMORIAL AVE	FAIRGROUND RD	A	NONE	LOW/LOW	NONE	LOW/EXTREME	NONE	NONE	NONE	No	345.70	22	845.04	82.67	Preservation: \$3,380
4846	E POPE ST	A	S WILSON AVE	S CLINTON AVE	A	NONE	LOW/LOW	NONE	LOW/EXTREME	NONE	NONE	NONE	No	363.87	24	970.31	82.67	Preservation: \$3,881
9254	GOLDEN WILLOW CT	A	WILLOW LEAF CT	CUL-DE-SAC	A	NONE	LOW/LOW	NONE	LOW/EXTREME	NONE	NONE	NONE	No	211.69	25	588.04	82.67	Preservation: \$2,352
1041	N MAGNOLIA AVE	A	E CARR ST	E JOHNSON ST	A	NONE	LOW/LOW	NONE	LOW/EXTREME	NONE	NONE	NONE	No	350.15	21	817.03	82.67	Preservation: \$3,268
1064	N MAGNOLIA AVE	A	E HARNETT ST	E VANCE ST	A	NONE	LOW/LOW	NONE	LOW/EXTREME	NONE	NONE	NONE	No	369.03	25	1025.09	82.67	Preservation: \$4,100
2452	S ELLIS AVE	A	W BAY ST	W CANARY ST	A	NONE	LOW/LOW	NONE	LOW/EXTREME	NONE	NONE	NONE	No	338.60	26	978.17	82.67	Preservation: \$3,913
986	W CARR ST	A	N PARK AVE	CUL-DE-SAC	A	NONE	LOW/LOW	NONE	LOW/EXTREME	NONE	NONE	NONE	No	325.75	23	832.48	82.67	Preservation: \$3,330
2241	W SURLS ST	A	N PARK AVE	E MORRIS CIR	A	NONE	LOW/LOW	NONE	LOW/EXTREME	NONE	NONE	NONE	No	339.54	23	867.7	82.67	Preservation: \$3,471
9253	WILLOW LEAF CT	A	FRIENDLY RD	GOLDEN WILLOW CT	A	NONE	LOW/LOW	NONE	LOW/EXTREME	NONE	NONE	NONE	No	161.86	25	449.6	82.67	Preservation: \$1,798
7539	CROSSOVER	A	W CUMBERLAND ST	COMMERCE DR	A	MEDIUM/0-5	NONE	NONE	LOW/EXTREME	NONE	NONE	MEDIUM/0-5	No	53.64	50	298.02	82.64	Surface Patching: \$298   Crack Seal: \$51   Preservation: \$1,192
3415	CAMBRIDGE CT	A	CANTERBURY DR	DEAD END	A	LOW/0-5	NONE	LOW/5-10	LOW/EXTREME	NONE	NONE	NONE	No	179.57	30	598.57	82.61	Preservation: \$2,394
4870	E BAY ST	A	S WASHINGTON AVE	DEAD END	A	LOW/0-5	LOW/LOW	NONE	LOW/EXTREME	NONE	NONE	NONE	No	401.69	28	1249.72	82.61	Preservation: \$4,999
4851	E DIVINE ST	A	S WILMINGTON AVE	S LITTLE AVE	A	LOW/0-5	LOW/LOW	NONE	LOW/EXTREME	NONE	NONE	NONE	No	434.56	22	1062.26	82.61	Preservation: \$4,249
866	FRIENDLY RD	A	VIOLET RD	MOSES TRIPP LN	A	LOW/0-5	LOW/LOW	NONE	LOW/EXTREME	NONE	NONE	NONE	No	739.24	20	1642.75	82.61	Preservation: \$6,571
2483	N GENERAL LEE AVE	A	W COLE ST	W GRANVILLE ST	A	LOW/0-5	LOW/LOW	NONE	LOW/EXTREME	NONE	NONE	NONE	No	369.26	24	984.7	82.61	Preservation: \$3,939
1694	N JACKSON ST	A	E COLE ST	E GRANVILLE ST	A	LOW/0-5	LOW/LOW	NONE	LOW/EXTREME	NONE	NONE	NONE	No	336.57	18	673.15	82.61	Preservation: \$2,693
1055	N MAGNOLIA AVE	A	E VANCE ST	E CLEVELAND ST	A	NONE	LOW/LOW	LOW/0-5	LOW/EXTREME	NONE	NONE	NONE	No	368.05	21	858.79	82.61	Preservation: \$3,435
2480	N MAGNOLIA AVE	A	E JOHNSON ST	E SURLS ST	A	NONE	LOW/LOW	LOW/0-5	LOW/EXTREME	NONE	NONE	NONE	No	343.89	21	802.41	82.61	Preservation: \$3,210

2415	N MCKAY AVE	A	W CARR ST	W JOHNSON ST	A	NONE	LOW/LOW	LOW/0-5	LOW/EXTREME	NONE	NONE	NONE	No	359.15	20	798.1	82.61	Preservation: \$3,192
8990	ROWAN ST	A	WELLONS AVE	BRUNSWICK DR	A	LOW/0-5	LOW/LOW	NONE	LOW/EXTREME	NONE	NONE	NONE	No	346.12	30	1153.73	82.61	Preservation: \$4,615
4896	S MAGNOLIA AVE	A	E DUKE ST	BEST ST	A	NONE	LOW/LOW	LOW/0-5	LOW/EXTREME	NONE	NONE	NONE	No	607.36	20	1349.7	82.61	Preservation: \$5,399
5056	S WATAUGA AVE	A	W PEARSALL ST	W POPE ST	A	LOW/0-5	LOW/LOW	NONE	LOW/EXTREME	NONE	NONE	NONE	No	362.64	44	1772.9	82.61	Preservation: \$7,092
2460	W BAY ST	A	S KING AVE	S LAYTON AVE	A	LOW/0-5	LOW/LOW	NONE	LOW/EXTREME	NONE	NONE	NONE	Yes	365.19	22	892.68	82.61	Preservation: \$3,571
2253	W CANARY ST	A	W CANARY ST	S ELLIS AVE	A	LOW/0-5	LOW/LOW	NONE	LOW/EXTREME	NONE	NONE	NONE	No	345.38	26	997.76	82.61	Preservation: \$3,991
956	W COLE ST	A	W MORRIS CIR	N WAUTAGA AVE	A	LOW/0-5	LOW/LOW	NONE	LOW/EXTREME	NONE	NONE	NONE	No	444.33	24	1184.87	82.61	Preservation: \$4,739
2269	W POPE ST	A	S KING AVE	S LAYTON AVE	A	LOW/0-5	LOW/LOW	NONE	LOW/EXTREME	NONE	NONE	NONE	No	369.44	26	1067.26	82.61	Preservation: \$4,269
2331	E VANCE ST	A	N WASHINGTON AVE	N WILMINGTON AVE	A	MEDIUM/0-5	NONE	MEDIUM/0-5	LOW/EXTREME	NONE	NONE	NONE	No	446.83	19	943.32	82.58	Surface Patching: \$1,886   Preservation: \$3,773
4648	S LITTLE AVE	A	E DIVINE ST	E PEARSALL ST	A	LOW/0-5	LOW/LOW	LOW/0-5	LOW/EXTREME	NONE	NONE	NONE	No	375.54	21	876.26	82.57	Preservation: \$3,505
2334	E CARR ST	A	N MAGNOLIA AVE	N ELM AVE	A	LOW/5-10	NONE	NONE	LOW/EXTREME	NONE	NONE	MEDIUM/0-5	No	402.29	20	893.99	82.56	Crack Seal: \$381   Preservation: \$3,576
2301	CULBRETH ST	A	MCNEIL CIR	CUL-DE-SAC	A	LOW/0-5	LOW/LOW	NONE	LOW/EXTREME	NONE	NONE	MEDIUM/0-5	Yes	299.61	27	898.83	82.51	Crack Seal: \$284   Preservation: \$3,595
1066	S ORANGE AVE	A	W POPE ST	W BAY ST	A	LOW/0-5	LOW/LOW	NONE	LOW/EXTREME	NONE	NONE	MEDIUM/0-5	No	350.15	20	778.12	82.51	Crack Seal: \$332   Preservation: \$3,112
4835	S WASHINGTON AVE	A	S WASHINGTON AVE	E DIVINE ST	A	LOW/0-5	LOW/LOW	NONE	LOW/EXTREME	NONE	NONE	MEDIUM/0-5	No	372.04	21	868.1	82.51	Crack Seal: \$352   Preservation: \$3,472
4951	S WASHINGTON AVE	A	E BROAD ST	E CUMBERLAND ST	A	LOW/0-5	LOW/LOW	NONE	LOW/EXTREME	NONE	NONE	MEDIUM/0-5	No	369.96	30	1233.2	82.51	Crack Seal: \$350   Preservation: \$4,933
2261	W CANARY ST	A	S KING AVE	S LAYTON AVE	A	LOW/0-5	LOW/LOW	NONE	LOW/EXTREME	NONE	NONE	MEDIUM/0-5	Yes	363.87	26	1051.17	82.51	Crack Seal: \$345   Preservation: \$4,205
1049	N MAGNOLIA AVE	A	E CLEVELAND ST	E CARR ST	A	NONE	LOW/LOW	MEDIUM/0-5	LOW/EXTREME	NONE	NONE	NONE	No	339.64	21	792.49	82.50	Surface Patching: \$792   Preservation: \$3,170
6389	N POWELL AVE	A	CRESCENT DR	N POWELL AVE	A	HIGH/0-5	NONE	NONE	LOW/EXTREME	NONE	NONE	NONE	No	424.69	12	566.25	82.50	Full Depth Patching: \$1,416   Preservation: \$2,265
1054	S ORANGE AVE	A	W DIVINE ST	W PEARSALL ST	A	MEDIUM/0-5	LOW/LOW	NONE	LOW/EXTREME	NONE	NONE	NONE	Yes	367.77	22	898.99	82.50	Surface Patching: \$899   Preservation: \$3,596
4980	S MCKAY AVE	A	W BROAD ST	W CUMBERLAND ST	A	LOW/0-5	LOW/LOW	LOW/0-5	LOW/EXTREME	NONE	NONE	MEDIUM/0-5	Yes	371.11	28	1154.56	82.48	Crack Seal: \$351   Preservation: \$4,618
2293	E CLEVELAND ST	A	N RAILROAD AVE	N WILSON AVE	A	MEDIUM/0-5	LOW/LOW	NONE	LOW/EXTREME	NONE	NONE	LOW/0-5	No	349.88	21	816.38	82.46	Surface Patching: \$816   Preservation: \$3,266
1077	S ORANGE AVE	A	W GODWIN ST	CEMETERY	A	LOW/5-10	LOW/LOW	NONE	LOW/EXTREME	NONE	NONE	NONE	No	614.55	20	1365.66	82.44	Preservation: \$5,463
4867	E BAY ST	A	E BAY ST	S MAGNOLIA AVE	A	NONE	NONE	NONE	LOW/EXTREME	LOW/LOW	NONE	NONE	No	367.93	20	817.63	82.42	Preservation: \$3,271
4639	E DIVINE ST	A	S MAGNOLIA AVE	S ELM AVE	A	NONE	MEDIUM/LOW	NONE	LOW/EXTREME	NONE	NONE	NONE	No	375.15	22	917.02	82.42	Crack Seal: \$355   Preservation: \$3,668
7425	E PEARSALL ST	A	E PEARSALL ST	S MAGNOLIA AVE	A	NONE	MEDIUM/LOW	NONE	LOW/EXTREME	NONE	NONE	NONE	No	362.36	20	805.24	82.42	Crack Seal: \$343   Preservation: \$3,221
2461	W BAY ST	A	S LAYTON AVE	W BAY ST	A	LOW/5-10	LOW/LOW	LOW/0-5	LOW/EXTREME	NONE	NONE	NONE	No	354.85	22	867.4	82.40	Preservation: \$3,470
7466	N KING AVE	A	N KING AVE	W BARRINGTON ST	A	MEDIUM/0-5	LOW/LOW	MEDIUM/0-5	LOW/EXTREME	NONE	NONE	NONE	No	336.43	20	747.61	82.38	Surface Patching: \$1,496   Preservation: \$2,990
7427	E DIVINE ST	A	E DIVINE ST	S MAGNOLIA AVE	A	LOW/0-5	MEDIUM/LOW	NONE	LOW/EXTREME	NONE	NONE	NONE	No	364.38	20	809.74	82.36	Crack Seal: \$345   Preservation: \$3,239
7487	EXCHANGE ST	A	FAIRVIEW ST	N ELLIS AVE	A	LOW/0-5	MEDIUM/LOW	NONE	LOW/EXTREME	NONE	NONE	NONE	No	347.46	32	1235.4	82.36	Crack Seal: \$329   Preservation: \$4,942
4804	N MCKAY AVE	A	W BROAD ST	W EDGERTON ST	A	LOW/5-10	LOW/LOW	NONE	LOW/EXTREME	NONE	NONE	MEDIUM/0-5	No	372.51	26	1076.15	82.36	Crack Seal: \$353   Preservation: \$4,305
1072	S ELLIS AVE	A	W CANARY ST	W GODWIN ST	A	LOW/0-5	NONE	NONE	LOW/EXTREME	LOW/LOW	NONE	NONE	No	341.36	26	986.15	82.36	Preservation: \$3,945
6805	W BROAD ST	A	LUCKNOW SQ	N FAYETTEVILLE AVE	A	LOW/0-5	MEDIUM/LOW	NONE	LOW/EXTREME	NONE	NONE	NONE	Yes	210.63	44	1029.75	82.36	Crack Seal: \$199   Preservation: \$4,119
2465	W GODWIN ST	A	W GODWIN ST	S ELLIS AVE	A	HIGH/0-5	NONE	MEDIUM/0-5	LOW/EXTREME	NONE	NONE	NONE	No	351.96	21	821.24	82.33	Full Depth Patching: \$2,053   Surface Patching: \$821   Preservation: \$3,285
4954	E BROAD ST	A	N WASHINGTON AVE	N WILMINGTON AVE	A	LOW/5-10	LOW/LOW	LOW/0-5	LOW/EXTREME	NONE	NONE	MEDIUM/0-5	Yes	448.23	44	2191.36	82.33	Crack Seal: \$424   Preservation: \$8,765
4048	SAWYER CIR	A	SUSAN TART RD	SUSAN TART RD	A	LOW/0-5	MEDIUM/LOW	LOW/0-5	LOW/EXTREME	NONE	NONE	NONE	No	1110.92	23	2839.02	82.32	Crack Seal: \$1,052   Preservation: \$11,356
2478	N MAGNOLIA AVE	A	E COLE ST	E GRANVILLE ST	A	NONE	MEDIUM/LOW	NONE	LOW/EXTREME	NONE	NONE	MEDIUM/0-5	No	338.16	21	789.04	82.31	Crack Seal: \$320   Preservation: \$3,156
1061	S ORANGE AVE	A	W PEARSALL ST	W POPE ST	A	NONE	MEDIUM/LOW	NONE	LOW/EXTREME	NONE	NONE	MEDIUM/0-5	Yes	358.09	22	875.32	82.31	Crack Seal: \$339   Preservation: \$3,501
9013	W SURLS ST	A	N ORANGE AVE	N GENERAL LEE AVE	A	HIGH/0-5	LOW/LOW	NONE	LOW/EXTREME	NONE	NONE	NONE	No	343.79	23	878.57	82.28	Full Depth Patching: \$2,196   Preservation: \$3,514
4860	E PEARSALL ST	A	S MAGNOLIA AVE	S ELM AVE	A	LOW/0-5	MEDIUM/LOW	NONE	LOW/EXTREME	NONE	NONE	MEDIUM/0-5	No	369.51	20	821.14	82.26	Crack Seal: \$350   Preservation: \$3,285
2532	GLENFIELD DR	A	GLENEAGLES AVE	CUL-DE-SAC	A	MEDIUM/0-5	MEDIUM/LOW	NONE	LOW/EXTREME	NONE	NONE	NONE	No	514.19	22	1256.91	82.25	Surface Patching: \$1,257   Crack Seal: \$487   Preservation: \$5,028
6806	W BROAD ST	A	E BROAD ST	LUCKNOW SQ	A	MEDIUM/0-5	MEDIUM/LOW	NONE	LOW/EXTREME	NONE	NONE	NONE	Yes	195.01	44	953.38	82.25	Surface Patching: \$953   Crack Seal: \$185   Preservation: \$3,814
2423	S FAYETTEVILLE AVE	A	W BAY ST	W CANARY ST	A	LOW/0-5	MEDIUM/LOW	MEDIUM/0-5	LOW/EXTREME	NONE	NONE	NONE	No	344.92	21	804.82	82.21	Surface Patching: \$805   Crack Seal: \$327   Preservation: \$3,219
9642	GLENEAGLES AVE	A	N POWELL AVE	CHADBURY DR	A	LOW/5-10	NONE	NONE	LOW/EXTREME	NONE	NONE	MEDIUM/5-10	No	372.97	12	497.29	82.19	Crack Seal: \$353   Preservation: \$1,989
9639	STAFFORD CT	A	CHADBURY DR	CUL-DE-SAC	A	LOW/5-10	NONE	NONE	LOW/EXTREME	NONE	NONE	MEDIUM/5-10	No	536.96	22	1312.57	82.19	Crack Seal: \$508   Preservation: \$5,250
7352	WHITE LINE RD	A	E CUMBERLAND ST	S LEHMON AVE	A	HIGH/0-5	LOW/LOW	NONE	LOW/EXTREME	NONE	NONE	MEDIUM/0-5	No	1047.21	20	2327.12	82.19	Full Depth Patching: \$5,818   Crack Seal: \$992   Preservation: \$9,308
5083	E CARR ST	A	N ELM AVE	N WASHINGTON AVE	A	MEDIUM/5-10	NONE	NONE	LOW/EXTREME	NONE	NONE	NONE	No	366.46	20	814.35	82.17	Surface Patching: \$2,443   Preservation: \$3,257
1071	S ORANGE AVE	A	W BAY ST	W GODWIN ST	A	LOW/0-5	LOW/LOW	NONE	LOW/EXTREME	LOW/LOW	NONE	NONE	No	680.52	20	1512.27	82.15	Preservation: \$6,049
7473	N MCKAY AVE	A	N MCKAY AVE	W BARRINGTON ST	A	MEDIUM/0-5	NONE	MEDIUM/0-5	LOW/EXTREME	NONE	NONE	MEDIUM/5-10	No	335.09	28	1042.52	82.13	Surface Patching: \$2,086   Crack Seal: \$317   Preservation: \$4,170
4920	E BROAD ST	A	W BROAD ST	N WILSON AVE	A	LOW/0-5	HIGH/LOW	NONE	LOW/EXTREME	NONE	NONE	NONE	Yes	392.76	44	1920.14	82.11	Crack Seal: \$372   Preservation: \$7,681
4810	W VANCE ST	A	N LAYTON AVE	N MCKAY AVE	A	HIGH/0-5	NONE	NONE	LOW/EXTREME	LOW/LOW	NONE	NONE	No	357.06	20	793.47	82.08	Full Depth Patching: \$1,984   Preservation: \$3,174
2417	N MCKAY AVE	A	W HARNETT ST	W VANCE ST	A	MEDIUM/0-5	LOW/LOW	LOW/0-5	LOW/EXTREME	LOW/LOW	NONE	NONE	No	369.02	22	902.06	82.04	Surface Patching: \$902   Preservation: \$3,608
10266	N POWELL AVE	A	N POWELL AVE	FRIENDLY RD	A	LOW/0-5	NONE	NONE	LOW/EXTREME	MEDIUM/LOW	NONE	NONE	No	201.33	48	1073.75	82.03	Surface Patching: \$5,369   Preservation: \$4,295
4895	S MAGNOLIA AVE	A	E GODWIN ST	E DUKE ST	A	NONE	LOW/MEDIUM	NONE	LOW/EXTREME	NONE	NONE	NONE	No	365.77	20	812.82	82.00	Preservation: \$3,251
5008	BRUCE DR	A	ERWIN RD	EOM	A	LOW/0-5	NONE	NONE	LOW/EXTREME	MEDIUM/LOW	NONE	LOW/0-5	No	604.65	21	1410.84	81.99	Surface Patching: \$7,054   Preservation: \$5,643
4921	N FAYETTEVILLE AVE	A	W BROAD ST	W EDGERTON ST	A	LOW/0-5	MEDIUM/LOW	NONE	LOW/EXTREME	NONE	NONE	MEDIUM/5-10	Yes	366.55	44	1792.02	81.99	Crack Seal: \$347   Preservation: \$7,168
2402	N MAGNOLIA AVE	A	E EDGERTON ST	E HARNETT ST	A	LOW/0-5	MEDIUM/LOW	NONE	LOW/EXTREME	NONE	NONE	MEDIUM/5-10	No	373.62	28	1162.38	81.99	Crack Seal: \$354   Preservation: \$4,650
4973	S ORANGE AVE	A	W CUMBERLAND ST	W DIVINE ST	A	LOW/0-5	MEDIUM/LOW	NONE	LOW/EXTREME	LOW/LOW	NONE	NONE	Yes	371.61	26	1073.55	81.99	Crack Seal: \$352   Preservation: \$4,294
2420	S FAYETTEVILLE AVE	A	W DIVINE ST	W PEARSALL ST	A	HIGH/0-5	MEDIUM/LOW	LOW/0-5	LOW/EXTREME	NONE	NONE	MEDIUM/0-5	Yes	358.95	21	837.55	81.97	Full Depth Patching: \$2,094   Crack Seal: \$340   Preservation: \$3,350
4848	S ELM AVE	A	E DIVINE ST	E PEARSALL ST	A	MEDIUM/0-5	MEDIUM/LOW	HIGH/0-5	LOW/EXTREME	NONE	NONE	NONE	No	369.29	21	861.67	81.96	Full Depth Patching: \$2,154   Surface Patching: \$862   Crack Seal: \$350   Preservation: \$4,447
2371	CANAL DR	A	FAIRVIEW ST	MEMORIAL AVE	A	LOW/0-5	LOW/MEDIUM	NONE	LOW/EXTREME	NONE	NONE	NONE	No	481.96	22	1178.11	81.94	Preservation: \$4,712
9936	CHERRY LN	A	ERWIN RD	CHERRY LN	A	MEDIUM/5-10	LOW/LOW	NONE	LOW/EXTREME	NONE	NONE	NONE	No	602.49	21	1405.82	81.94	Surface Patching: \$4,217   Preservation: \$5,623
7441	E CARR ST	A	E CARR ST	N MAGNOLIA AVE	A	LOW/0-5	LOW/MEDIUM	NONE	LOW/EXTREME	NONE	NONE	NONE	No	377.92	20	839.83	81.94	Preservation: \$3,359
6090	N MCKAY AVE	A	W WAKE ST	NU HOME ST	A	LOW/0-5	LOW/MEDIUM	NONE	LOW/EXTREME	NONE	NONE	NONE	No	452.54	21	1055.92	81.94	Preservation: \$4,224
2196	W COLE ST	A	N FAYETTEVILLE AVE	N KING AVE	A	LOW/0-5	LOW/MEDIUM	NONE	LOW/EXTREME	NONE	NONE	NONE	No	365.67	20	812.61	81.94	Preservation: \$3,250
4952	E BROAD ST	A	N ELM AVE	N WASHINGTON AVE	A	LOW/5-10	LOW/LOW	LOW/0-5	LOW/EXTREME	LOW/LOW	NONE	MEDIUM/0-5	Yes	368.90	44	1803.53	81.93	Crack Seal: \$349   Preservation: \$7,214
2300	MCNEIL CIR	A	CULBRETH ST	E HARNETT ST	A	MEDIUM/0-5	MEDIUM/LOW	NONE	LOW/EXTREME	NONE	NONE	MEDIUM/5-10	Yes	283.00	28	880.44	81.90	Surface Patching: \$880   Crack Seal: \$268   Preservation: \$3,522
5077	E EDGERTON ST	A	N ELM AVE	N WASHINGTON AVE	A	LOW/5-10	MEDIUM/LOW	NONE	LOW/EXTREME	LOW/LOW	NONE	NONE	No	366.80	21	855.87	81.86	Crack Seal: \$347   Preservation: \$3,423
2342	E WAKE ST	A	N MAGNOLIA AVE	E JOHNSON ST	A	NONE	LOW/LOW	NONE	LOW/EXTREME	MEDIUM/LOW	NONE	NONE	No	559.91	24	1493.09	81.86	Surface Patching: \$7,465   Preservation: \$5,972
2291	E CANARY ST	A	E CANARY ST	S MAGNOLIA AVE	A	LOW/0-5	LOW/MEDIUM	NONE	LOW/EXTREME	NONE	NONE	MEDIUM/0-5	No	360.55	20	801.23	81.85	Crack Seal: \$341   Preservation: \$3,205
2472	N KING AVE	A	W HARNETT ST	W VANCE ST	A	LOW/0-5	LOW/MEDIUM	NONE	LOW/EXTREME	NONE	NONE	MEDIUM/0-5	Yes	367.93	26	1062.91	81.85	Crack Seal: \$348   Preservation: \$4,252
991	W CARR ST	A	N GENERAL LEE AVE	N PARK AVE	A	LOW/0-5	LOW/MEDIUM	NONE	LOW/EXTREME	NONE	NONE	MEDIUM/0-5	No	336.40	23	859.7	81.85	Crack Seal: \$319   Preservation: \$3,439
1039	N WILSON AVE	A	E CLEVELAND ST	E CARR ST	A	MEDIUM/0-5	LOW/MEDIUM	NONE	LOW/EXTREME	NONE	NONE	NONE	No	351.83	21	820.93	81.8	

2492	N SAMPSON AVE	A	E EDGERTON ST	E HARNETT ST	A	LOW/10-25	MEDIUM/LOW	NONE	LOW/EXTREME	NONE	NONE	NONE	No	367.84	24	980.91	81.78	Crack Seal: \$348   Preservation: \$3,924
2299	MCNEIL CIR	A	E HARNETT ST	CULBRETH ST	A	LOW/10-25	LOW/LOW	MEDIUM/0-5	LOW/EXTREME	NONE	NONE	MEDIUM/0-5	Yes	1097.50	27	3292.49	81.75	Surface Patching: \$3,292   Crack Seal: \$1,039   Preservation: \$13,170
5086	E CLEVELAND ST	A	N ELM AVE	N WASHINGTON AVE	A	HIGH/0-5	NONE	NONE	LOW/EXTREME	MEDIUM/LOW	NONE	NONE	No	358.13	20	795.84	81.75	Full Depth Patching: \$1,990   Surface Patching: \$3,979   Preservation: \$3,183
1031	N WILSON AVE	A	E JOHNSON ST	E SURLS ST	A	MEDIUM/0-5	LOW/MEDIUM	NONE	LOW/EXTREME	NONE	NONE	MEDIUM/0-5	No	349.50	20	776.66	81.75	Surface Patching: \$777   Crack Seal: \$331   Preservation: \$3,107
1036	N WILSON AVE	A	E CARR ST	E JOHNSON ST	A	MEDIUM/0-5	LOW/MEDIUM	NONE	LOW/EXTREME	NONE	NONE	MEDIUM/0-5	No	339.71	21	792.66	81.75	Surface Patching: \$793   Crack Seal: \$322   Preservation: \$3,171
2424	S FAYETTEVILLE AVE	A	W CANARY ST	W DUKE ST	A	NONE	LOW/LOW	MEDIUM/0-5	LOW/EXTREME	MEDIUM/LOW	NONE	NONE	No	642.02	21	1498.05	81.74	Surface Patching: \$8,988   Preservation: \$5,992
2221	GUY AVE	A	W GRANVILLE ST	JONES DR	A	LOW/0-5	NONE	NONE	LOW/EXTREME	HIGH/LOW	NONE	NONE	No	54.82	30	182.74	81.69	Preservation: \$731
2245	W JOHNSON ST	A	N FAYETTEVILLE AVE	N KING AVE	A	LOW/0-5	NONE	NONE	LOW/EXTREME	HIGH/LOW	NONE	NONE	No	362.15	20	804.78	81.69	Preservation: \$3,219
2432	S GENERAL LEE AVE	A	W POPE ST	W BAY ST	A	HIGH/5-10	NONE	NONE	LOW/EXTREME	NONE	NONE	NONE	No	340.86	23	871.1	81.67	Full Depth Patching: \$6,533   Preservation: \$3,484
4805	N MCKAY AVE	A	W EDGERTON ST	W HARNETT ST	A	LOW/5-10	LOW/LOW	NONE	LOW/EXTREME	MEDIUM/LOW	NONE	MEDIUM/0-5	No	368.03	22	899.63	81.63	Surface Patching: \$4,498   Crack Seal: \$349   Preservation: \$3,599
2473	N KING AVE	A	W EDGERTON ST	W HARNETT ST	A	LOW/10-25	LOW/LOW	NONE	LOW/EXTREME	NONE	NONE	MEDIUM/5-10	Yes	375.83	26	1085.74	81.61	Crack Seal: \$356   Preservation: \$4,343
2239	W GRANVILLE ST	A	N GENERAL LEE AVE	N PARK AVE	A	LOW/0-5	LOW/MEDIUM	NONE	LOW/EXTREME	NONE	NONE	MEDIUM/5-10	No	350.07	23	894.63	81.57	Crack Seal: \$332   Preservation: \$3,579
10263	N POWELL AVE	A	GLENEAGLES AVE	TRAFFIC CIRCLE	A	HIGH/5-10	NONE	NONE	LOW/EXTREME	NONE	NONE	MEDIUM/0-5	No	975.94	12	1301.25	81.56	Full Depth Patching: \$9,759   Crack Seal: \$924   Preservation: \$5,205
4966	S WAYNE AVE	A	S WAYNE AVE	W DIVINE ST	A	MEDIUM/0-5	MEDIUM/LOW	LOW/0-5	LOW/EXTREME	MEDIUM/LOW	NONE	NONE	No	376.16	23	961.29	81.54	Surface Patching: \$5,767   Crack Seal: \$356   Preservation: \$3,845
2236	W BARRINGTON ST	A	N LAYTON AVE	N MCKAY AVE	A	NONE	LOW/LOW	NONE	LOW/EXTREME	HIGH/LOW	NONE	NONE	No	353.09	21	823.87	81.53	Preservation: \$3,295
4972	S ORANGE AVE	A	W BROAD ST	W CUMBERLAND ST	A	LOW/0-5	LOW/MEDIUM	NONE	LOW/EXTREME	LOW/LOW	NONE	MEDIUM/0-5	Yes	370.42	24	987.79	81.49	Crack Seal: \$351   Preservation: \$3,951
7456	E GRANVILLE ST	A	N CLINTON AVE	N MAGNOLIA AVE	A	LOW/0-5	LOW/LOW	NONE	LOW/EXTREME	HIGH/LOW	NONE	NONE	No	369.73	21	862.71	81.49	Preservation: \$3,451
4847	E PEARSALL ST	A	S ELM AVE	S WASHINGTON AVE	A	MEDIUM/5-10	MEDIUM/LOW	NONE	LOW/EXTREME	NONE	NONE	MEDIUM/5-10	No	359.49	20	798.86	81.49	Surface Patching: \$2,397   Crack Seal: \$340   Preservation: \$3,195
9641	GLENEAGLES AVE	A	ALMOND DR	GLENFIELD DR	A	HIGH/5-10	LOW/LOW	NONE	LOW/EXTREME	NONE	NONE	NONE	No	879.57	12	1172.76	81.44	Full Depth Patching: \$8,796   Preservation: \$4,691
2240	W GRANVILLE ST	A	N PARK AVE	E MORRIS CIR	A	LOW/5-10	LOW/MEDIUM	NONE	LOW/EXTREME	NONE	NONE	MEDIUM/5-10	No	289.60	25	804.43	81.44	Crack Seal: \$274   Preservation: \$3,218
5054	W PEARSALL ST	A	S GENERAL LEE AVE	S WATAUGA AVE	A	LOW/5-10	MEDIUM/LOW	MEDIUM/0-5	LOW/EXTREME	MEDIUM/LOW	NONE	NONE	No	1355.41	34	5120.44	81.43	Surface Patching: \$30,723   Crack Seal: \$1,284   Preservation: \$20,482
6299	N LAYTON AVE	A	W CARR ST	W JOHNSON ST	A	MEDIUM/5-10	MEDIUM/LOW	NONE	LOW/EXTREME	LOW/LOW	NONE	MEDIUM/0-5	No	354.98	31	1222.72	81.42	Surface Patching: \$3,668   Crack Seal: \$336   Preservation: \$4,891
7660	S WATAUGA AVE	A	S WATAUGA AVE	W DIVINE ST	A	LOW/0-5	LOW/LOW	NONE	LOW/EXTREME	NONE	NONE	MEDIUM/10-25	No	370.72	20	823.82	81.40	Crack Seal: \$351   Preservation: \$3,295
7463	N FAYETTEVILLE AVE	A	N FAYETTEVILLE AVE	W WAKE ST	A	LOW/0-5	MEDIUM/LOW	HIGH/0-5	LOW/EXTREME	MEDIUM/LOW	NONE	MEDIUM/0-5	No	947.41	21	2210.61	81.35	Full Depth Patching: \$5,527   Surface Patching: \$11,053   Crack Seal: \$897   Preservation: \$8,842
10411	N POWELL AVE	A	TRAFFIC CIRCLE	CRESCENT DR	A	HIGH/0-5	NONE	NONE	LOW/EXTREME	NONE	NONE	MEDIUM/10-25	No	371.70	12	495.61	81.33	Full Depth Patching: \$1,239   Crack Seal: \$352   Preservation: \$1,982
4013	S WILSON AVE	A	PURDIE RD	DEAD END	A	LOW/0-5	MEDIUM/LOW	NONE	LOW/EXTREME	HIGH/LOW	NONE	NONE	No	675.02	20	1500.03	81.32	Crack Seal: \$639   Preservation: \$6,000
4877	S WILSON AVE	A	E CANARY ST	E GODWIN ST	A	MEDIUM/0-5	HIGH/LOW	LOW/0-5	LOW/EXTREME	MEDIUM/LOW	NONE	MEDIUM/0-5	No	337.02	21	786.38	81.31	Surface Patching: \$4,718   Crack Seal: \$319   Preservation: \$3,146
4849	S ELM AVE	A	E PEARSALL ST	E POPE ST	A	MEDIUM/5-10	LOW/LOW	NONE	LOW/EXTREME	MEDIUM/LOW	NONE	MEDIUM/0-5	No	367.43	21	857.33	81.29	Surface Patching: \$6,859   Crack Seal: \$348   Preservation: \$3,429
2314	W DIVINE ST	A	S MCKAY AVE	S ELLIS AVE	A	MEDIUM/5-10	NONE	NONE	LOW/EXTREME	MEDIUM/LOW	NONE	MEDIUM/5-10	No	339.78	35	1321.35	81.24	Surface Patching: \$10,571   Crack Seal: \$322   Preservation: \$5,285
9643	CHADBURY DR	A	GLENEAGLES AVE	CHADBURY DR	A	LOW/10-25	MEDIUM/LOW	NONE	LOW/EXTREME	MEDIUM/LOW	NONE	MEDIUM/0-5	No	818.33	22	2000.36	81.17	Surface Patching: \$10,002   Crack Seal: \$775   Preservation: \$8,001
2414	N MCKAY AVE	A	W JOHNSON ST	W SURLS ST	A	MEDIUM/0-5	LOW/MEDIUM	MEDIUM/0-5	LOW/EXTREME	MEDIUM/LOW	NONE	NONE	No	335.21	21	782.16	81.16	Surface Patching: \$5,475   Preservation: \$3,129
4871	E CANARY ST	A	E CANARY ST	S WASHINGTON AVE	A	MEDIUM/5-10	LOW/MEDIUM	NONE	LOW/EXTREME	NONE	NONE	LOW/10-25	No	367.07	21	856.49	81.15	Surface Patching: \$2,569   Preservation: \$3,426
4881	S WASHINGTON AVE	A	E CANARY ST	E GODWIN ST	A	LOW/10-25	LOW/MEDIUM	NONE	LOW/EXTREME	NONE	NONE	MEDIUM/5-10	No	341.39	28	1062.1	81.15	Crack Seal: \$323   Preservation: \$4,248
2315	W DIVINE ST	A	S ELLIS AVE	S ORANGE AVE	A	HIGH/5-10	NONE	MEDIUM/0-5	LOW/EXTREME	LOW/LOW	NONE	NONE	Yes	360.45	28	1121.41	81.15	Full Depth Patching: \$8,411   Surface Patching: \$1,121   Preservation: \$4,486
9640	ALMOND DR	A	GLENEAGLES AVE	GLENALMOND CT	A	LOW/10-25	NONE	NONE	LOW/EXTREME	NONE	NONE	MEDIUM/10-25	No	152.25	22	372.16	81.11	Crack Seal: \$144   Preservation: \$1,489
2416	N MCKAY AVE	A	W VANCE ST	W CARR ST	A	HIGH/5-10	NONE	NONE	LOW/EXTREME	MEDIUM/LOW	NONE	NONE	No	709.71	22	1734.85	81.06	Full Depth Patching: \$13,011   Surface Patching: \$8,674   Preservation: \$6,939
2270	W POPE ST	A	S ORANGE AVE	S GENERAL LEE AVE	A	NONE	LOW/MEDIUM	LOW/0-5	LOW/EXTREME	NONE	NONE	MEDIUM/10-25	No	351.54	21	820.26	80.96	Crack Seal: \$333   Preservation: \$3,281
2477	N FAYETTEVILLE AVE	A	W VANCE ST	W CARR ST	A	MEDIUM/5-10	LOW/LOW	NONE	LOW/EXTREME	NONE	NONE	MEDIUM/10-25	No	714.10	21	1666.24	80.94	Surface Patching: \$4,999   Crack Seal: \$676   Preservation: \$6,665
4644	E PEARSALL ST	A	S WASHINGTON AVE	S WILMINGTON AVE	A	MEDIUM/5-10	MEDIUM/LOW	NONE	LOW/EXTREME	NONE	NONE	MEDIUM/10-25	No	458.02	20	1017.82	80.82	Surface Patching: \$3,053   Crack Seal: \$434   Preservation: \$4,071
5092	E CANARY ST	A	S WASHINGTON AVE	DEAD END	A	MEDIUM/5-10	LOW/MEDIUM	NONE	LOW/EXTREME	NONE	NONE	MEDIUM/10-25	Yes	684.84	27	2054.53	80.58	Surface Patching: \$6,164   Crack Seal: \$649   Preservation: \$8,218
7446	E SURLS ST	A	N WILSON AVE	E SURLS ST	A	LOW/0-5	MEDIUM/MEDIUM	NONE	LOW/EXTREME	NONE	NONE	NONE	No	357.59	21	834.38	79.53	Crack Seal: \$339   Preservation: \$3,338
2479	N MAGNOLIA AVE	A	E SURLS ST	E COLE ST	A	LOW/0-5	MEDIUM/MEDIUM	NONE	LOW/EXTREME	NONE	NONE	NONE	No	341.24	21	796.23	79.53	Crack Seal: \$323   Preservation: \$3,185
4988	S FAYETTEVILLE AVE	A	W BROAD ST	W CUMBERLAND ST	A	LOW/0-5	MEDIUM/MEDIUM	NONE	LOW/EXTREME	NONE	NONE	NONE	Yes	370.14	42	1727.31	79.53	Crack Seal: \$351   Preservation: \$6,909
4650	S LITTLE AVE	A	E CUMBERLAND ST	E DIVINE ST	A	LOW/0-5	MEDIUM/MEDIUM	NONE	LOW/EXTREME	NONE	NONE	NONE	Yes	368.69	24	983.17	79.53	Crack Seal: \$349   Preservation: \$3,933
4829	S WASHINGTON AVE	A	S WASHINGTON AVE	E BAY ST	A	LOW/0-5	MEDIUM/MEDIUM	NONE	LOW/EXTREME	NONE	NONE	NONE	No	344.78	20	766.17	79.53	Crack Seal: \$326   Preservation: \$3,065
2263	W EDGERTON ST	A	N ORANGE AVE	N GENERAL LEE AVE	A	LOW/0-5	MEDIUM/MEDIUM	NONE	LOW/EXTREME	NONE	NONE	NONE	Yes	344.91	30	1149.71	79.53	Crack Seal: \$327   Preservation: \$4,599
2246	W JOHNSON ST	A	N KING AVE	N LAYTON AVE	A	LOW/0-5	MEDIUM/MEDIUM	NONE	LOW/EXTREME	NONE	NONE	NONE	No	379.93	19	802.08	79.53	Crack Seal: \$360   Preservation: \$3,208
2268	W POPE ST	A	S FAYETTEVILLE AVE	S KING AVE	A	LOW/0-5	MEDIUM/MEDIUM	NONE	LOW/EXTREME	NONE	NONE	NONE	Yes	364.71	26	1053.59	79.53	Crack Seal: \$345   Preservation: \$4,214
906	CURRITUCK AVE	A	FRIENDLY RD	MERRY ST	A	LOW/0-5	MEDIUM/MEDIUM	NONE	LOW/EXTREME	NONE	NONE	MEDIUM/0-5	No	324.36	31	1117.24	79.43	Crack Seal: \$307   Preservation: \$4,469
1696	FAIRVIEW ST	A	EXCHANGE ST	BURNETTE ST	A	LOW/0-5	MEDIUM/MEDIUM	NONE	LOW/EXTREME	NONE	NONE	MEDIUM/0-5	No	769.86	31	2651.75	79.43	Crack Seal: \$729   Preservation: \$10,607
9015	N GENERAL LEE AVE	A	W SURLS ST	W COLE ST	A	LOW/0-5	MEDIUM/MEDIUM	NONE	LOW/EXTREME	NONE	NONE	MEDIUM/0-5	No	337.49	24	899.97	79.43	Crack Seal: \$320   Preservation: \$3,600
4832	S WASHINGTON AVE	A	E DIVINE ST	E PEARSALL ST	A	LOW/0-5	MEDIUM/MEDIUM	NONE	LOW/EXTREME	NONE	NONE	MEDIUM/0-5	No	371.39	21	866.57	79.43	Crack Seal: \$352   Preservation: \$3,466
4872	S WASHINGTON AVE	A	E BAY ST	E CANARY ST	A	LOW/0-5	MEDIUM/MEDIUM	NONE	LOW/EXTREME	NONE	NONE	MEDIUM/0-5	No	348.02	20	773.39	79.43	Crack Seal: \$330   Preservation: \$3,094
4654	S WILMINGTON AVE	A	E PEARSALL ST	E POPE ST	A	LOW/0-5	MEDIUM/MEDIUM	NONE	LOW/EXTREME	NONE	NONE	MEDIUM/0-5	Yes	366.39	23	936.33	79.43	Crack Seal: \$347   Preservation: \$3,745
4811	N LAYTON AVE	A	W VANCE ST	W CARR ST	A	MEDIUM/0-5	MEDIUM/MEDIUM	NONE	LOW/EXTREME	NONE	NONE	NONE	No	703.26	19	1484.67	79.42	Surface Patching: \$1,485   Crack Seal: \$666   Preservation: \$5,939
2375	MEMORIAL AVE	A	FAIRVIEW ST	CANAL DR	A	LOW/0-5	MEDIUM/MEDIUM	LOW/0-5	LOW/EXTREME	NONE	NONE	MEDIUM/0-5	No	501.57	27	1504.7	79.40	Crack Seal: \$475   Preservation: \$6,019
2159	ERWIN RD	A	SUE AVE	S POWELL AVE	A	LOW/5-10	MEDIUM/MEDIUM	NONE	LOW/EXTREME	NONE	NONE	NONE	No	1040.01	44	5084.48	79.36	Crack Seal: \$985   Preservation: \$20,338
5090	E VANCE ST	A	N WILMINGTON AVE	DUBOIS CIR	A	MEDIUM/0-5	MEDIUM/MEDIUM	NONE	LOW/EXTREME	NONE	NONE	MEDIUM/0-5	No	451.16	30	1503.87	79.33	Surface Patching: \$1,504   Crack Seal: \$427   Preservation: \$6,015
7464	N FAYETTEVILLE AVE	A	W COLE ST	N FAYETTEVILLE AVE	A	MEDIUM/0-5	MEDIUM/MEDIUM	NONE	LOW/EXTREME	NONE	NONE	MEDIUM/0-5	No	381.38	21	889.89	79.33	Surface Patching: \$890   Crack Seal: \$361   Preservation: \$3,560
935	DOGWOOD KNOLL ST	A	FAIRGROUND RD	DEAD END	A	LOW/0-5	MEDIUM/MEDIUM	LOW/5-10	LOW/EXTREME	NONE	NONE	NONE	No	234.09	18	468.17	79.32	Crack Seal: \$222   Preservation: \$1,873
2489	E DUKE ST	A	S WILMINGTON AVE	DEAD END	A	NONE	MEDIUM/MEDIUM	NONE	LOW/EXTREME	NONE	NONE	MEDIUM/5-10	No	340.98	30	1136.59	79.19	Crack Seal: \$323   Preservation: \$4,546
4809	N LAYTON AVE	A	W HARNETT ST	W VANCE ST	A	LOW/0-5	MEDIUM/MEDIUM	NONE	LOW/EXTREME	NONE	NONE	MEDIUM/5-10	No	372.29	21	868.68	79.15	Crack Seal: \$353   Preservation: \$3,475
2422	S FAYETTEVILLE AVE	A	W POPE ST	W BAY ST	A	LOW/0-5	MEDIUM/MEDIUM	NONE	LOW/EXTREME	NONE	NONE	MEDIUM/5-10	Yes	347.16	24	925.76	79.15	Crack Seal: \$329   Preservation: \$3,703
5044	W POPE ST	A	S POWELL AVE	DEAD END	A	LOW/0-5	MEDIUM/MEDIUM	NONE	LOW/EXTREME	NONE	NONE	MEDIUM/5-10	No	423.15	27	1269.45	79.15	Crack Seal: \$401   Preservation: \$5,078
4643	S ELM AVE	A	S ELM AVE	E DIVINE ST	A	LOW/0-5	MEDIUM/MEDIUM	LOW/0-5	LOW/EXTREME	NONE	NONE	MEDIUM/5-10	No	373.32	21	871.08	79.12	Crack Seal: \$354   Preservation: \$3,484
2405	W DUKE ST	A	W DUKE ST	S ELLIS AVE	A	LOW/0-5	MEDIUM/MEDIUM	NONE	LOW/EXTREME	LOW/LOW	NONE	MEDIUM/0-5	No	334.93	37	1376.94	79.08	Crack Seal: \$317   Preservation: \$5,508
2476	N FAYETTEVILLE AVE	A	W CARR ST	W JOHNSON ST	A	MEDIUM/0-5	MEDIUM/MEDIUM	NONE	LOW/EXTREME	NONE	NONE	MEDIUM/5-10	No	346.02	21	807.38	79.07	Surface Patching: \$807   Crack Seal: \$328   Preservation: \$3,230
4645	E PEARSALL ST	A	S WILMINGTON AVE	S LITTLE AVE	A	LOW/5-10	MEDIUM/MEDIUM	LOW/0-5	LOW/EXTREME	NONE	NONE	MEDIUM/5-10	No	439.50	20	976.66	78.99	Crack Seal: \$416   Preservation: \$3,907
1965	W EDGERTON ST	A	N WAYNE AVE	DEAD END	A	LOW/0-5	MEDIUM/MEDIUM	MEDIUM/5-10	LOW/EXTREME	NONE	NONE	NONE	No	328.49	27	985.46	78.99	Surface Patching: \$2,956   Crack Seal: \$311   Preservation: \$3,942
2197	W COLE ST																	



5040	W PEARSALL ST	A	S ANN AVE	DEAD END	A	LOW/0-5	MEDIUM/MEDIUM	NONE	LOW/EXTREME	HIGH/LOW	NONE	MEDIUM/5-10	No	462.67	30	1542.24	78.43	Crack Seal: \$438   Preservation: \$6,169
2303	W HARNETT ST	A	N MCKAY AVE	N ELLIS AVE	A	MEDIUM/5-10	MEDIUM/MEDIUM	LOW/0-5	LOW/EXTREME	NONE	NONE	MEDIUM/10-25	No yes	352.16	30	1173.86	78.24	Surface Patching: \$3,522   Crack Seal: \$333   Preservation: \$4,695
2481	N LAYTON AVE	A	W JOHNSON ST	W COLE ST	A	MEDIUM/5-10	MEDIUM/MEDIUM	LOW/0-5	LOW/EXTREME	LOW/LOW	NONE	MEDIUM/10-25	No	683.58	21	1595.01	78.02	Surface Patching: \$4,785   Crack Seal: \$647   Preservation: \$6,380
3332	GLENALMOND CT	A	ALMOND DR	ALMOND DR	A	MEDIUM/10-25	NONE	LOW/0-5	LOW/EXTREME	NONE	NONE	MEDIUM/5-10	No	1168.26	22	2855.76	77.15	Surface Patching: \$19,990   Crack Seal: \$1,106   Preservation: \$11,423
9937	CHERRY LN	A	CHERRY LN	CHERRY LN	A	MEDIUM/10-25	LOW/LOW	NONE	LOW/EXTREME	NONE	NONE	MEDIUM/5-10	No	1053.09	20	2340.2	77.03	Surface Patching: \$16,381   Crack Seal: \$997   Preservation: \$9,361
4806	W HARNETT ST	A	N FAYETTEVILLE AVE	N KING AVE	A	MEDIUM/10-25	MEDIUM/LOW	NONE	LOW/EXTREME	NONE	NONE	MEDIUM/5-10	Yes	354.57	30	1181.89	76.90	Surface Patching: \$8,273   Crack Seal: \$336   Preservation: \$4,728
2229	N PARK AVE	A	W SURLS ST	W COLE ST	A	MEDIUM/10-25	MEDIUM/MEDIUM	MEDIUM/0-5	LOW/EXTREME	LOW/LOW	NONE	MEDIUM/10-25	No	336.91	23	860.99	75.49	Surface Patching: \$6,888   Crack Seal: \$319   Preservation: \$3,444
4890	E CANARY ST	A	SPRING BRANCH RD	S SAMPSON AVE	A	LOW/0-5	HIGH/MEDIUM	NONE	LOW/MEDIUM	NONE	NONE	NONE	No	371.24	20	824.97	72.28	Preservation: \$3,300
1009	N FAYETTEVILLE AVE	A	W JOHNSON ST	W COLE ST	A	LOW/0-5	HIGH/MEDIUM	NONE	LOW/EXTREME	NONE	NONE	MEDIUM/0-5	No	682.54	21	1592.6	71.43	Crack Seal: \$646   Preservation: \$6,370
2400	N LAYTON AVE	A	W EDGERTON ST	W HARNETT ST	A	LOW/5-10	HIGH/MEDIUM	MEDIUM/0-5	LOW/EXTREME	NONE	NONE	MEDIUM/0-5	Yes	374.20	31	1288.93	71.17	Surface Patching: \$1,289   Crack Seal: \$354   Preservation: \$5,156
2256	W VANCE ST	A	N MCKAY AVE	N ELLIS AVE	A	LOW/0-5	HIGH/MEDIUM	LOW/0-5	LOW/EXTREME	NONE	NONE	MEDIUM/10-25	No	355.61	20	790.24	70.62	Crack Seal: \$337   Preservation: \$3,161
4831	E DIVINE ST	A	S ELM AVE	S WASHINGTON AVE	A	LOW/0-5	MEDIUM/HIGH	NONE	LOW/EXTREME	NONE	NONE	NONE	No	346.42	20	769.82	68.53	Preservation: \$3,079
2453	S ELLIS AVE	A	W GODWIN ST	W DUKE ST	A	LOW/0-5	MEDIUM/HIGH	NONE	LOW/EXTREME	NONE	NONE	NONE	No	299.78	37	1232.41	68.53	Preservation: \$4,930
7436	E CLEVELAND ST	A	N WILSON AVE	E CLEVELAND ST	A	LOW/0-5	MEDIUM/HIGH	MEDIUM/0-5	LOW/EXTREME	NONE	NONE	MEDIUM/0-5	No	359.22	20	798.26	68.30	Surface Patching: \$798   Crack Seal: \$340   Preservation: \$3,193
4918	JACKSON RD	A	SUNSET DR	JACKSON RD	A	LOW/0-5	MEDIUM/HIGH	MEDIUM/0-5	LOW/EXTREME	NONE	NONE	MEDIUM/0-5	No	1953.87	22	4776.13	68.30	Surface Patching: \$4,776   Crack Seal: \$1,850   Preservation: \$19,105
4941	JACKSON RD	A	COVINGTON LN	SUNSET DR	A	MEDIUM/0-5	MEDIUM/HIGH	LOW/0-5	LOW/EXTREME	NONE	NONE	MEDIUM/0-5	No	872.50	22	2132.79	68.30	Surface Patching: \$2,133   Crack Seal: \$826   Preservation: \$8,531
2379	BRANDYWOOD DR	A	WOODRIDGE DR	CUL-DE-SAC	A	NONE	NONE	NONE	MEDIUM/EXTREME	NONE	NONE	NONE	No	467.54	22	1142.87	68.00	Minor Rehab: \$16,000
4632	S LEHMON AVE	A	N LEHMON AVE	WHITE LINE RD	A	NONE	NONE	NONE	MEDIUM/EXTREME	NONE	NONE	NONE	No	432.20	36	1728.79	68.00	Minor Rehab: \$24,203
3462	EAST POINTE WAY	A	N LEHMON AVE	EAST POINTE WAY	A	LOW/0-5	NONE	NONE	MEDIUM/EXTREME	NONE	NONE	NONE	No	743.15	30	2477.16	67.92	Minor Rehab: \$34,680
10264	GLENEAGLES AVE	A	N POWELL AVE	N POWELL AVE	A	LOW/0-5	NONE	NONE	MEDIUM/EXTREME	NONE	NONE	NONE	No	25.40	24	67.74	67.92	Minor Rehab: \$948
3900	N HOLLAND AVE	A	E HARNETT ST	DEAD END	A	LOW/0-5	NONE	NONE	MEDIUM/EXTREME	NONE	NONE	NONE	No	355.29	20	789.53	67.92	Minor Rehab: \$11,053
2446	S KING AVE	A	W GREENWOOD ST	DEAD END	A	NONE	NONE	LOW/0-5	MEDIUM/EXTREME	NONE	NONE	NONE	No	371.35	22	907.74	67.92	Minor Rehab: \$12,708
5089	E HARNETT ST	A	N WASHINGTON AVE	N WILMINGTON AVE	A	HIGH/0-5	MEDIUM/HIGH	LOW/0-5	LOW/EXTREME	LOW/LOW	NONE	NONE	No	438.09	21	1022.21	67.91	Full Depth Patching: \$2,556   Minor Rehab: \$14,311
7448	E COLE ST	A	N WILSON AVE	E COLE ST	A	NONE	NONE	MEDIUM/0-5	MEDIUM/EXTREME	NONE	NONE	NONE	No	354.26	18	708.52	67.75	Minor Rehab: \$9,919   Surface Patching: \$709
2365	ANNE ST	A	BEASLEY ST	ELDRIDGE DR	A	LOW/0-5	NONE	MEDIUM/0-5	MEDIUM/EXTREME	NONE	NONE	NONE	No	342.00	16	608	67.69	Minor Rehab: \$8,512   Surface Patching: \$608
5047	CANTERBURY DR	A	W POPE ST	PARLIAMENT PL	A	LOW/0-5	LOW/LOW	NONE	MEDIUM/EXTREME	NONE	NONE	NONE	No	228.85	30	762.83	67.61	Minor Rehab: \$10,680
1012	N KING AVE	A	W CARR ST	W JOHNSON ST	A	LOW/0-5	LOW/LOW	LOW/0-5	MEDIUM/EXTREME	NONE	NONE	NONE	No	340.56	21	794.64	67.57	Minor Rehab: \$11,125
5084	E CARR ST	A	N WASHINGTON AVE	E TOWNSEND ST	A	LOW/5-10	MEDIUM/HIGH	NONE	LOW/EXTREME	NONE	NONE	MEDIUM/10-25	No	345.65	20	768.12	67.53	Minor Rehab: \$10,754   Crack Seal: \$327
2345	COOPER ST	A	QUEENS AVE	WESTBROOK AVE	A	LOW/0-5	LOW/LOW	NONE	MEDIUM/EXTREME	NONE	NONE	MEDIUM/0-5	No	358.83	25	996.74	67.51	Minor Rehab: \$13,954   Crack Seal: \$340
2190	S ANN AVE	A	W DIVINE ST	W PEARSALL ST	A	MEDIUM/0-5	LOW/LOW	NONE	MEDIUM/EXTREME	NONE	NONE	NONE	No	291.41	30	971.38	67.50	Minor Rehab: \$13,599   Surface Patching: \$971
2274	W BAY ST	A	S ORANGE AVE	S GENERAL LEE AVE	A	MEDIUM/0-5	LOW/LOW	NONE	MEDIUM/EXTREME	NONE	NONE	NONE	No	348.42	22	851.69	67.50	Minor Rehab: \$11,924   Surface Patching: \$852
2235	W BARRINGTON ST	A	N KING AVE	N LAYTON AVE	A	HIGH/0-5	NONE	LOW/0-5	MEDIUM/EXTREME	NONE	NONE	NONE	No	377.20	21	880.13	67.44	Full Depth Patching: \$2,200   Minor Rehab: \$12,322
2250	W JOHNSON ST	A	N LAYTON AVE	N MCKAY AVE	A	HIGH/0-5	NONE	NONE	MEDIUM/EXTREME	NONE	NONE	LOW/0-5	No	356.71	20	792.68	67.44	Full Depth Patching: \$1,982   Minor Rehab: \$11,098
1053	E CLEVELAND ST	A	N MAGNOLIA AVE	N ELM AVE	A	MEDIUM/0-5	LOW/LOW	NONE	MEDIUM/EXTREME	NONE	NONE	MEDIUM/0-5	No	362.44	20	805.43	67.42	Minor Rehab: \$11,276   Surface Patching: \$805   Crack Seal: \$343
2234	ROWAN ST	A	CURRITUCK AVE	DEAD END	A	LOW/0-5	MEDIUM/LOW	NONE	MEDIUM/EXTREME	NONE	NONE	NONE	No	225.95	30	753.18	67.36	Minor Rehab: \$10,545   Crack Seal: \$214
5039	S ANN AVE	A	W PEARSALL ST	DEAD END	A	LOW/0-5	MEDIUM/LOW	NONE	MEDIUM/EXTREME	NONE	NONE	NONE	No	359.61	30	1198.7	67.36	Minor Rehab: \$16,782   Crack Seal: \$341
7901	BURKE ST	A	MOORE ST	CLAYTON ST	A	LOW/0-5	MEDIUM/LOW	LOW/0-5	MEDIUM/EXTREME	NONE	NONE	NONE	No	443.93	20	986.52	67.32	Minor Rehab: \$13,811   Crack Seal: \$420
7905	BURKE ST	A	CLAYTON ST	LINCOLN ST	A	LOW/0-5	MEDIUM/LOW	LOW/0-5	MEDIUM/EXTREME	NONE	NONE	NONE	No	335.05	20	744.56	67.32	Minor Rehab: \$10,424   Crack Seal: \$317
2294	E JOHNSON ST	A	N RAILROAD AVE	N WILSON AVE	A	HIGH/0-5	LOW/LOW	NONE	MEDIUM/EXTREME	NONE	NONE	NONE	No	351.09	20	780.21	67.28	Full Depth Patching: \$1,951   Minor Rehab: \$10,923
7479	W BARRINGTON ST	A	W RAILROAD ST	N ORANGE AVE	A	LOW/0-5	MEDIUM/LOW	NONE	MEDIUM/EXTREME	NONE	NONE	MEDIUM/0-5	Yes	353.16	21	824.04	67.26	Minor Rehab: \$11,537   Crack Seal: \$334
1018	N WILSON AVE	A	E SURLS ST	E COLE ST	A	MEDIUM/0-5	MEDIUM/LOW	NONE	MEDIUM/EXTREME	NONE	NONE	NONE	No	329.22	21	768.19	67.25	Minor Rehab: \$10,755   Surface Patching: \$768   Crack Seal: \$312
1070	W PEARSALL ST	A	E PEARSALL ST	S FAYETTEVILLE AVE	A	LOW/0-5	MEDIUM/LOW	LOW/0-5	MEDIUM/EXTREME	NONE	NONE	MEDIUM/0-5	Yes	403.32	28	1254.77	67.23	Minor Rehab: \$17,567   Crack Seal: \$382
2466	W GODWIN ST	A	S KING AVE	S LAYTON AVE	A	MEDIUM/0-5	MEDIUM/LOW	LOW/0-5	MEDIUM/EXTREME	NONE	NONE	NONE	No	358.76	26	1036.43	67.21	Minor Rehab: \$14,510   Surface Patching: \$1,036   Crack Seal: \$340
2212	WELLONS AVE	A	MERRY ST	ROWAN ST	A	LOW/0-5	MEDIUM/LOW	MEDIUM/0-5	MEDIUM/EXTREME	NONE	NONE	NONE	No	994.52	30	3315.06	67.21	Minor Rehab: \$46,411   Surface Patching: \$3,315   Crack Seal: \$942
2356	VENUS DR	A	SATURN ST	DEAD END	A	LOW/5-10	MEDIUM/LOW	NONE	MEDIUM/EXTREME	NONE	NONE	NONE	No	112.35	30	374.5	67.19	Minor Rehab: \$5,243   Crack Seal: \$106
7349	EAST POINTE WAY	A	NC 55 E	N LEHMON AVE	A	MEDIUM/5-10	NONE	NONE	MEDIUM/EXTREME	NONE	NONE	NONE	No	992.44	30	3308.14	67.17	Minor Rehab: \$46,314   Surface Patching: \$9,924
6388	N POWELL AVE	A	N POWELL AVE	GLENEAGLES AVE	A	MEDIUM/5-10	NONE	NONE	MEDIUM/EXTREME	NONE	NONE	NONE	No	172.97	24	461.25	67.17	Minor Rehab: \$6,458   Surface Patching: \$1,384
7451	N CLINTON AVE	A	CAROLINA DR	E WAKE ST	A	MEDIUM/0-5	MEDIUM/LOW	LOW/0-5	MEDIUM/EXTREME	NONE	NONE	MEDIUM/0-5	No	701.38	22	1714.49	67.13	Minor Rehab: \$24,003   Surface Patching: \$1,714   Crack Seal: \$664
1060	N ELM AVE	A	E VANCE ST	E CARR ST	A	MEDIUM/0-5	MEDIUM/LOW	MEDIUM/0-5	MEDIUM/EXTREME	NONE	NONE	NONE	No	540.13	20	1200.28	67.13	Minor Rehab: \$16,804   Surface Patching: \$2,400   Crack Seal: \$511
5052	CANTERBURY DR	A	QUEENSBURY CT	DEAD END	A	LOW/0-5	HIGH/LOW	NONE	MEDIUM/EXTREME	NONE	NONE	NONE	No	545.18	30	1817.25	67.11	Minor Rehab: \$25,442   Crack Seal: \$516
2340	E WAKE ST	A	N WILSON AVE	N CLINTON AVE	A	LOW/5-10	MEDIUM/LOW	NONE	MEDIUM/EXTREME	NONE	NONE	MEDIUM/0-5	No	370.80	20	823.99	67.11	Minor Rehab: \$11,536   Crack Seal: \$351
4967	JERNIGAN TER	A	W CUMBERLAND ST	W DIVINE ST	A	LOW/0-5	NONE	LOW/10-25	MEDIUM/EXTREME	NONE	NONE	NONE	No	375.64	19	793.02	67.11	Minor Rehab: \$11,102
7444	E JOHNSON ST	A	N WILSON AVE	E JOHNSON ST	A	HIGH/0-5	MEDIUM/LOW	NONE	MEDIUM/EXTREME	NONE	NONE	NONE	No	357.29	18	714.58	67.08	Full Depth Patching: \$1,786   Minor Rehab: \$10,004   Crack Seal: \$338
5399	FAIRFIELD CIR	A	N GENERAL LEE AVE	N GENERAL LEE AVE	A	NONE	MEDIUM/LOW	HIGH/0-5	MEDIUM/EXTREME	NONE	NONE	NONE	No	1953.19	21	4557.44	67.08	Full Depth Patching: \$11,394   Minor Rehab: \$63,804   Crack Seal: \$1,850
2230	N PARK AVE	A	W COLE ST	W GRANVILLE ST	A	MEDIUM/0-5	MEDIUM/LOW	LOW/0-5	LOW/EXTREME	NONE	NONE	MEDIUM/25-50	Yes	375.99	23	960.87	67.04	Minor Rehab: \$13,452   Surface Patching: \$961   Crack Seal: \$356
9680	FRIENDLY RD	A	FAIRGROUND RD	TRACY LN	A	MEDIUM/5-10	NONE	NONE	LOW/EXTREME	NONE	NONE	MEDIUM/25-50	No	661.18	21	1542.76	67.03	Minor Rehab: \$21,599   Surface Patching: \$4,628
2369	CHELSEA LN	A	FAIRGROUND RD	MEADOWLARK RD	A	LOW/0-5	MEDIUM/LOW	NONE	MEDIUM/EXTREME	LOW/LOW	NONE	NONE	No	1046.02	18	2092.05	66.99	Minor Rehab: \$29,289   Crack Seal: \$991
2444	S LAYTON AVE	A	W DUKE ST	W GREENWOOD ST	A	LOW/0-5	MEDIUM/LOW	NONE	MEDIUM/EXTREME	LOW/LOW	NONE	NONE	No	323.10	28	1005.19	66.99	Minor Rehab: \$14,073   Crack Seal: \$306
2329	E VANCE ST	A	N ELM AVE	N WASHINGTON AVE	A	HIGH/0-5	NONE	LOW/0-5	MEDIUM/EXTREME	LOW/LOW	NONE	MEDIUM/0-5	No	364.09	20	809.08	66.97	Full Depth Patching: \$2,023   Minor Rehab: \$11,327   Crack Seal: \$345
4837	E EDGERTON ST	A	N SAMPSON AVE	N LEE AVE	A	LOW/0-5	MEDIUM/LOW	LOW/0-5	MEDIUM/EXTREME	NONE	NONE	MEDIUM/5-10	No	440.71	29	1420.06	66.95	Minor Rehab: \$19,881   Crack Seal: \$417
2364	ANNE ST	A	ELDRIDGE DR	FAIRGROUND RD	A	MEDIUM/5-10	LOW/LOW	NONE	MEDIUM/EXTREME	NONE	NONE	NONE	No	551.70	17	1042.1	66.94	Minor Rehab: \$14,589   Surface Patching: \$3,126
2370	GEORGE ST	A	FAIRGROUND RD	MEADOWLARK RD	A	MEDIUM/5-10	LOW/LOW	NONE	MEDIUM/EXTREME	NONE	NONE	NONE	No	958.26	18	1916.52	66.94	Minor Rehab: \$26,831   Surface Patching: \$5,750
2396	N ELLIS AVE	A	W HARNETT ST	W VANCE ST	A	LOW/5-10	HIGH/LOW	NONE	MEDIUM/EXTREME	NONE	NONE	NONE	Yes	370.59	26	1070.6	66.94	Minor Rehab: \$14,988   Crack Seal: \$351
994	N WATAUGA AVE	A	W HARNETT ST	W VANCE ST	A	MEDIUM/0-5	MEDIUM/LOW	NONE	MEDIUM/EXTREME	LOW/LOW	NONE	NONE	No	373.10	20	829.1	66.90	Minor Rehab: \$11,607   Surface Patching: \$829   Crack Seal: \$353
2237	W BARRINGTON ST	A	N ORANGE AVE	N GENERAL LEE AVE	A	LOW/0-5	LOW/LOW	LOW/10-25	MEDIUM/EXTREME	NONE	NONE	NONE	No	343.83	21	802.28	66.90	Minor Rehab: \$11,232
2271	W POPE ST	A	S RAILROAD AVE	S FAYETTEVILLE AVE	A	LOW/0-5	MEDIUM/LOW	LOW/0-5	MEDIUM/EXTREME	LOW/LOW	NONE	MEDIUM/0-5	Yes	346.76	18	693.51	66.88	Minor Rehab: \$9,709   Crack Seal: \$328
2252	W DUKE ST	A	S LAYTON AVE	W DUKE ST	A	MEDIUM/0-5	MEDIUM/LOW	LOW/0-5	MEDIUM/EXTREME	LOW/LOW	NONE	NONE	No	347.25	29	1118.91	66.87	Minor Rehab: \$15,665   Surface Patching: \$1,119   Crack Seal: \$329
2407	N ORANGE AVE	A	W CARR ST	W JOHNSON ST	A	LOW/0-5	MEDIUM/LOW	MEDIUM/0-5	MEDIUM/EXTREME	LOW/LOW	NONE	MEDIUM/0-5	Yes	354.22	30	1180.74	66.81	Minor Rehab: \$16,530   Surface Patching: \$1,181   Crack Seal: \$335
4486	S KING AVE	A	W GODWIN ST	W DUKE ST	A	HIGH/0-5	MEDIUM/LOW	NONE	MEDIUM/EXTREME	NONE	NONE	MEDIUM/5-10	No	334.21	28	1039.75	66.78	Full Depth Patching: \$2,599   Minor Rehab: \$14,557   Crack Seal: \$316
878	VIOLET RD	A	WESTFIELD DR	ROSE CIR	A	MEDIUM/5-10	MEDIUM/LOW	NONE	MEDIUM/EXTREME	NONE	NONE	NONE	No	290.80	30			

4633	N LEHMON AVE	A	S LEHMON AVE	EAST POINTE WAY	A	MEDIUM/5-10	MEDIUM/LOW	NONE	MEDIUM/EXTREME	NONE	NONE	MEDIUM/0-5	No	345.31	64	2455.51	66.69	Minor Rehab: \$34,377   Surface Patching: \$7,367   Crack Seal: \$327
2349	SATURN ST	A	E JOHNSON ST	MOON CIR	A	MEDIUM/5-10	MEDIUM/LOW	NONE	MEDIUM/EXTREME	NONE	NONE	MEDIUM/0-5	No	320.66	36	1282.62	66.69	Minor Rehab: \$17,957   Surface Patching: \$3,848   Crack Seal: \$304
4857	S LITTLE AVE	A	E POPE ST	SPRING BRANCH RD	A	MEDIUM/0-5	MEDIUM/LOW	HIGH/0-5	MEDIUM/EXTREME	NONE	NONE	MEDIUM/5-10	No	320.22	25	889.51	66.68	Full Depth Patching: \$2,224   Minor Rehab: \$12,453   Surface Patching: \$890   Crack Seal: \$303
4852	S WILMINGTON AVE	A	S WILMINGTON AVE	E DIVINE ST	A	MEDIUM/0-5	LOW/LOW	MEDIUM/0-5	MEDIUM/EXTREME	LOW/LOW	NONE	MEDIUM/5-10	No	366.66	20	814.8	66.68	Minor Rehab: \$11,407   Surface Patching: \$1,630   Crack Seal: \$347
8993	MERRY ST	A	ROWAN ST	DEAD END	A	MEDIUM/5-10	MEDIUM/LOW	LOW/0-5	MEDIUM/EXTREME	NONE	NONE	MEDIUM/0-5	No	840.93	35	3270.27	66.66	Minor Rehab: \$45,784   Surface Patching: \$9,811   Crack Seal: \$796
2341	E WAKE ST	A	CAROLINA DR	N CLINTON AVE	A	LOW/0-5	MEDIUM/LOW	NONE	MEDIUM/EXTREME	MEDIUM/LOW	NONE	NONE	No	393.80	20	875.11	66.65	Minor Rehab: \$12,252   Surface Patching: \$4,376   Crack Seal: \$373
998	W CARR ST	A	N ELLIS AVE	N ORANGE AVE	A	MEDIUM/0-5	HIGH/LOW	LOW/0-5	MEDIUM/EXTREME	LOW/LOW	NONE	NONE	No	354.34	21	826.79	66.62	Minor Rehab: \$11,575   Surface Patching: \$827   Crack Seal: \$336
7471	N LAYTON AVE	A	W COLE ST	N LAYTON AVE	A	MEDIUM/0-5	NONE	NONE	MEDIUM/EXTREME	HIGH/LOW	NONE	NONE	No	379.90	24	1013.07	66.58	Minor Rehab: \$14,183   Surface Patching: \$1,013
2409	N ORANGE AVE	A	W SURLS ST	W COLE ST	A	MEDIUM/5-10	MEDIUM/LOW	LOW/0-5	MEDIUM/EXTREME	NONE	NONE	MEDIUM/5-10	Yes	339.89	29	1095.2	66.45	Minor Rehab: \$15,333   Surface Patching: \$3,286   Crack Seal: \$322
2445	S LAYTON AVE	A	W GREENWOOD ST	DEAD END	A	MEDIUM/5-10	MEDIUM/LOW	LOW/0-5	MEDIUM/EXTREME	NONE	NONE	MEDIUM/5-10	No	399.19	28	1241.91	66.45	Minor Rehab: \$17,387   Surface Patching: \$3,726   Crack Seal: \$378
2448	S WILSON AVE	A	E POPE ST	E BAY ST	A	MEDIUM/5-10	MEDIUM/LOW	LOW/0-5	MEDIUM/EXTREME	NONE	NONE	MEDIUM/5-10	No	353.17	21	824.07	66.45	Minor Rehab: \$11,537   Surface Patching: \$2,472   Crack Seal: \$334
6334	W COLE ST	A	N WATAUGA AVE	N ASHE AVE	A	LOW/0-5	LOW/LOW	LOW/0-5	MEDIUM/EXTREME	HIGH/LOW	NONE	NONE	No	1566.35	25	4350.98	66.45	Minor Rehab: \$60,914
2218	MERRY ST	A	WELLONS AVE	WELLONS AVE	A	NONE	MEDIUM/MEDIUM	NONE	MEDIUM/EXTREME	NONE	NONE	NONE	No	202.36	30	674.53	66.42	Minor Rehab: \$9,443   Crack Seal: \$192
2361	PLUTO ST	A	MOON CIR	DEAD END	A	NONE	MEDIUM/MEDIUM	NONE	MEDIUM/EXTREME	NONE	NONE	NONE	No	247.05	29	796.06	66.42	Minor Rehab: \$11,145   Crack Seal: \$234
2211	WELLONS AVE	A	FRIENDLY RD	MERRY ST	A	NONE	MEDIUM/MEDIUM	NONE	MEDIUM/EXTREME	NONE	NONE	NONE	No	355.20	30	1184	66.42	Minor Rehab: \$16,576   Crack Seal: \$336
4864	E BAY ST	A	S WILSON AVE	E BAY ST	A	LOW/0-5	MEDIUM/LOW	HIGH/0-5	MEDIUM/EXTREME	MEDIUM/LOW	NONE	NONE	No	362.68	20	805.96	66.41	Full Depth Patching: \$2,015   Minor Rehab: \$11,283   Surface Patching: \$4,030   Crack Seal: \$343
2368	ELDRIDGE DR	A	ANNE ST	DEAD END	A	LOW/0-5	MEDIUM/LOW	HIGH/0-5	MEDIUM/EXTREME	MEDIUM/LOW	NONE	NONE	No	811.18	17	1532.23	66.41	Full Depth Patching: \$3,831   Minor Rehab: \$21,451   Surface Patching: \$7,661   Crack Seal: \$768
4907	E DUKE ST	A	S WASHINGTON AVE	S WILMINGTON AVE	A	LOW/0-5	MEDIUM/MEDIUM	LOW/0-5	LOW/EXTREME	NONE	NONE	MEDIUM/25-50	No	408.71	30	1362.38	66.40	Minor Rehab: \$19,073   Crack Seal: \$387
7906	LINCOLN ST	A	BURKE ST	DEAD END	A	MEDIUM/0-5	NONE	MEDIUM/0-5	MEDIUM/EXTREME	HIGH/LOW	NONE	MEDIUM/0-5	No	276.58	20	614.62	66.39	Minor Rehab: \$8,605   Surface Patching: \$1,230   Crack Seal: \$262
4897	E DUKE ST	A	E DUKE ST	S MAGNOLIA AVE	A	MEDIUM/5-10	MEDIUM/LOW	MEDIUM/0-5	MEDIUM/EXTREME	NONE	NONE	MEDIUM/5-10	No	365.08	19	770.73	66.39	Minor Rehab: \$10,790   Surface Patching: \$3,083   Crack Seal: \$346
2464	W GODWIN ST	A	S LAYTON AVE	W GODWIN ST	A	NONE	MEDIUM/LOW	LOW/0-5	MEDIUM/EXTREME	MEDIUM/LOW	NONE	MEDIUM/5-10	No	361.26	26	1043.63	66.37	Minor Rehab: \$14,611   Surface Patching: \$5,218   Crack Seal: \$342
2367	BEASLEY ST	A	ANNE ST	MEADOWLARK RD	A	LOW/0-5	MEDIUM/MEDIUM	NONE	MEDIUM/EXTREME	NONE	NONE	NONE	No	786.56	18	1573.12	66.36	Minor Rehab: \$22,024   Crack Seal: \$745
7907	BURKE ST	A	LINCOLN ST	DEAD END	A	LOW/5-10	LOW/LOW	NONE	MEDIUM/EXTREME	HIGH/LOW	NONE	NONE	No	285.28	21	665.65	66.36	Minor Rehab: \$9,319
2344	COOPER ST	A	CAROLINA DR	QUEENS AVE	A	LOW/0-5	MEDIUM/MEDIUM	NONE	MEDIUM/EXTREME	NONE	NONE	NONE	No	408.48	25	1134.66	66.36	Minor Rehab: \$15,885   Crack Seal: \$387
4826	N WILMINGTON AVE	A	E HARNETT ST	E VANCE ST	A	LOW/0-5	MEDIUM/MEDIUM	NONE	MEDIUM/EXTREME	NONE	NONE	NONE	No	369.56	19	780.19	66.36	Minor Rehab: \$10,923   Crack Seal: \$350
2421	S FAYETTEVILLE AVE	A	W PEARSALL ST	W POPE ST	A	LOW/0-5	MEDIUM/MEDIUM	NONE	MEDIUM/EXTREME	NONE	NONE	NONE	Yes	365.21	21	852.17	66.36	Minor Rehab: \$11,930   Crack Seal: \$346
2397	N ELLIS AVE	A	W VANCE ST	W CARR ST	A	MEDIUM/0-5	MEDIUM/LOW	HIGH/0-5	MEDIUM/EXTREME	MEDIUM/LOW	NONE	NONE	Yes	717.12	26	2071.67	66.34	Full Depth Patching: \$5,179   Minor Rehab: \$29,003   Surface Patching: \$12,430   Crack Seal: \$679
2264	W PEARSALL ST	A	S ORANGE AVE	S GENERAL LEE AVE	A	LOW/5-10	MEDIUM/LOW	NONE	LOW/EXTREME	HIGH/LOW	NONE	MEDIUM/25-50	No	344.63	35	1340.22	66.33	Minor Rehab: \$18,763   Crack Seal: \$326
7903	BURKE ST	A	E JOHNSON ST	MOORE ST	A	LOW/0-5	MEDIUM/MEDIUM	LOW/0-5	MEDIUM/EXTREME	NONE	NONE	NONE	No	325.98	21	760.62	66.32	Minor Rehab: \$10,649   Crack Seal: \$309
7469	N LAYTON AVE	A	N LAYTON AVE	W BARRINGTON ST	A	LOW/0-5	MEDIUM/LOW	NONE	MEDIUM/EXTREME	HIGH/LOW	NONE	NONE	No	337.10	21	786.56	66.32	Minor Rehab: \$11,012   Crack Seal: \$319
4823	S SAMPSON AVE	A	S SAMPSON AVE	E DIVINE ST	A	LOW/0-5	MEDIUM/MEDIUM	LOW/0-5	MEDIUM/EXTREME	NONE	NONE	NONE	No	309.12	20	686.94	66.32	Minor Rehab: \$9,617   Crack Seal: \$293
1493	W COLE ST	A	N ELLIS AVE	N ORANGE AVE	A	MEDIUM/0-5	LOW/LOW	NONE	MEDIUM/EXTREME	NONE	NONE	MEDIUM/10-25	No	353.07	20	784.61	66.32	Minor Rehab: \$10,985   Surface Patching: \$785   Crack Seal: \$334
909	FRIENDLY RD	A	N PARK AVE	GUY AVE	A	MEDIUM/10-25	NONE	NONE	LOW/EXTREME	NONE	NONE	MEDIUM/25-50	No	681.93	20	1515.39	66.31	Minor Rehab: \$21,215   Surface Patching: \$10,608
2495	E MORRIS CIR	A	W COLE ST	W GRANVILLE ST	A	HIGH/5-10	MEDIUM/LOW	MEDIUM/0-5	LOW/EXTREME	NONE	NONE	MEDIUM/25-50	No	413.16	30	1377.21	66.30	Full Depth Patching: \$10,329   Minor Rehab: \$19,281   Surface Patching: \$1,377   Crack Seal: \$391
2191	PARLIAMENT PL	A	CANTERBURY DR	DEAD END	A	LOW/0-5	MEDIUM/MEDIUM	LOW/0-5	MEDIUM/EXTREME	NONE	NONE	LOW/0-5	No	715.37	24	1907.65	66.29	Minor Rehab: \$26,707   Crack Seal: \$677
2328	E VANCE ST	A	N MAGNOLIA AVE	N ELM AVE	A	HIGH/5-10	MEDIUM/LOW	NONE	MEDIUM/EXTREME	NONE	NONE	NONE	No	363.39	20	807.54	66.28	Full Depth Patching: \$6,057   Minor Rehab: \$11,306   Crack Seal: \$344
4825	N WILMINGTON AVE	A	E HARNETT ST	E HARNETT ST	A	LOW/0-5	MEDIUM/MEDIUM	NONE	MEDIUM/EXTREME	NONE	NONE	MEDIUM/0-5	No	366.20	19	773.1	66.26	Minor Rehab: \$10,823   Crack Seal: \$347
4020	W DIVINE ST	A	S ANN AVE	CUL-DE-SAC	A	LOW/0-5	MEDIUM/MEDIUM	NONE	MEDIUM/EXTREME	NONE	NONE	MEDIUM/0-5	No	436.29	28	1357.33	66.26	Minor Rehab: \$19,003   Crack Seal: \$413
2189	CANTERBURY DR	A	KINGSWAY DR	CAMBRIDGE CT	A	MEDIUM/0-5	MEDIUM/MEDIUM	NONE	MEDIUM/EXTREME	NONE	NONE	NONE	No	246.64	30	822.14	66.25	Minor Rehab: \$11,510   Surface Patching: \$822   Crack Seal: \$234
2482	N GENERAL LEE AVE	A	W CARR ST	DEAD END	A	NONE	MEDIUM/MEDIUM	MEDIUM/0-5	MEDIUM/EXTREME	NONE	NONE	NONE	No	283.19	23	723.71	66.25	Minor Rehab: \$10,132   Surface Patching: \$724   Crack Seal: \$268
7457	N WILSON AVE	A	E COLE ST	N WILSON AVE	A	MEDIUM/0-5	MEDIUM/MEDIUM	NONE	MEDIUM/EXTREME	NONE	NONE	NONE	No	379.62	21	885.79	66.25	Minor Rehab: \$12,401   Surface Patching: \$886   Crack Seal: \$359
2386	SAINT ST	A	GULF DR	SYCAMORE ST	A	MEDIUM/0-5	MEDIUM/MEDIUM	NONE	MEDIUM/EXTREME	NONE	NONE	NONE	No	332.56	36	1330.23	66.25	Minor Rehab: \$18,623   Surface Patching: \$1,330   Crack Seal: \$315
2260	W CANARY ST	A	S FAYETTEVILLE AVE	S KING AVE	A	MEDIUM/0-5	MEDIUM/MEDIUM	NONE	MEDIUM/EXTREME	NONE	NONE	NONE	No	363.76	18	727.52	66.25	Minor Rehab: \$10,185   Surface Patching: \$728   Crack Seal: \$344
2338	E GRANVILLE ST	A	N MAGNOLIA AVE	N JACKSON ST	A	MEDIUM/0-5	LOW/LOW	MEDIUM/0-5	MEDIUM/EXTREME	HIGH/LOW	NONE	MEDIUM/0-5	No	382.96	21	893.57	66.25	Minor Rehab: \$12,510   Surface Patching: \$1,788   Crack Seal: \$363
7478	W BARRINGTON ST	A	N MCKAY AVE	W BARRINGTON ST	A	MEDIUM/0-5	MEDIUM/LOW	NONE	MEDIUM/EXTREME	HIGH/LOW	NONE	NONE	No	353.28	21	824.32	66.24	Minor Rehab: \$11,540   Surface Patching: \$824   Crack Seal: \$335
4853	S WILMINGTON AVE	A	E DIVINE ST	E PEARSALL ST	A	HIGH/0-5	LOW/LOW	LOW/0-5	MEDIUM/EXTREME	HIGH/LOW	NONE	NONE	No	373.55	20	830.1	66.22	Full Depth Patching: \$2,075   Minor Rehab: \$11,621
2395	N ELLIS AVE	A	W EDGERTON ST	W HARNETT ST	A	LOW/5-10	HIGH/LOW	MEDIUM/0-5	MEDIUM/EXTREME	MEDIUM/LOW	NONE	MEDIUM/0-5	Yes	365.08	26	1054.67	66.21	Minor Rehab: \$14,765   Surface Patching: \$6,328   Crack Seal: \$346
2366	BEASLEY ST	A	FAIRGROUND RD	ANNE ST	A	MEDIUM/5-10	MEDIUM/LOW	LOW/0-5	MEDIUM/EXTREME	MEDIUM/LOW	NONE	NONE	No	405.39	18	810.78	66.20	Minor Rehab: \$11,351   Surface Patching: \$6,486   Crack Seal: \$384
2443	S LAYTON AVE	A	W GODWIN ST	W DUKE ST	A	LOW/5-10	MEDIUM/MEDIUM	NONE	MEDIUM/EXTREME	NONE	NONE	NONE	No	336.99	28	1048.4	66.19	Minor Rehab: \$14,678   Crack Seal: \$319
4021	W DUKE ST	A	S KING AVE	S LAYTON AVE	A	MEDIUM/5-10	MEDIUM/LOW	MEDIUM/0-5	MEDIUM/EXTREME	LOW/LOW	NONE	MEDIUM/5-10	No	364.17	29	1173.44	66.17	Minor Rehab: \$16,428   Surface Patching: \$4,693   Crack Seal: \$345
4969	S GENERAL LEE AVE	A	W CUMBERLAND ST	W DIVINE ST	A	MEDIUM/0-5	MEDIUM/MEDIUM	NONE	MEDIUM/EXTREME	NONE	NONE	MEDIUM/0-5	No	372.44	23	951.8	66.17	Minor Rehab: \$13,325   Surface Patching: \$952   Crack Seal: \$353
2223	WESTHAVEN ST	A	GUY AVE	DEAD END	A	MEDIUM/0-5	MEDIUM/MEDIUM	NONE	MEDIUM/EXTREME	NONE	NONE	MEDIUM/0-5	No	545.84	30	1819.45	66.17	Minor Rehab: \$25,472   Surface Patching: \$1,819   Crack Seal: \$517
2493	E MORRIS CIR	A	W MORRIS CIR	W SURLS ST	A	LOW/5-10	MEDIUM/MEDIUM	LOW/0-5	MEDIUM/EXTREME	NONE	NONE	NONE	No	522.54	30	1741.78	66.15	Minor Rehab: \$24,385   Crack Seal: \$495
4844	S SAMPSON AVE	A	E DIVINE ST	E PEARSALL ST	A	LOW/5-10	MEDIUM/MEDIUM	LOW/0-5	MEDIUM/EXTREME	NONE	NONE	NONE	No	605.64	20	1345.88	66.15	Minor Rehab: \$18,842   Crack Seal: \$574
2387	SAINT ST	A	SYCAMORE ST	GUM RD	A	HIGH/5-10	MEDIUM/LOW	MEDIUM/0-5	MEDIUM/EXTREME	NONE	NONE	NONE	No	358.59	36	1434.35	66.15	Full Depth Patching: \$10,758   Minor Rehab: \$20,081   Surface Patching: \$1,434   Crack Seal: \$340
2984	W COLE ST	A	N MCKAY AVE	N ELLIS AVE	A	MEDIUM/0-5	MEDIUM/MEDIUM	MEDIUM/0-5	MEDIUM/EXTREME	NONE	NONE	NONE	No	356.17	20	791.48	66.13	Minor Rehab: \$11,081   Surface Patching: \$1,582   Crack Seal: \$337
1007	E COLE ST	A	N WILSON AVE	DEAD END	A	HIGH/0-5	MEDIUM/MEDIUM	NONE	MEDIUM/EXTREME	NONE	NONE	NONE	No	283.17	18	566.34	66.08	Full Depth Patching: \$1,416   Minor Rehab: \$7,929   Crack Seal: \$268
1035	N KING AVE	A	W VANCE ST	W CARR ST	A	HIGH/5-10	LOW/LOW	LOW/0-5	MEDIUM/EXTREME	NONE	NONE	MEDIUM/5-10	Yes	713.44	26	2061.04	66.08	Full Depth Patching: \$15,458   Minor Rehab: \$28,855   Crack Seal: \$676
2388	SAINT ST	A	GUM RD	HOLLY AVE	A	MEDIUM/0-5	HIGH/LOW	LOW/0-5	MEDIUM/EXTREME	HIGH/LOW	NONE	NONE	No	347.36	36	1389.46	66.04	Minor Rehab: \$19,452   Surface Patching: \$1,389   Crack Seal: \$329
7442	E JOHNSON ST	A	E JOHNSON ST	N MAGNOLIA AVE	A	HIGH/0-5	MEDIUM/LOW	NONE	MEDIUM/EXTREME	NONE	NONE	MEDIUM/10-25	Yes	374.03	26	1080.53	66.03	Full Depth Patching: \$2,701   Minor Rehab: \$15,127   Crack Seal: \$354
4646	E PEARSALL ST	A	S LITTLE AVE	E POPE ST	A	MEDIUM/5-10	MEDIUM/MEDIUM	LOW/0-5	LOW/EXTREME	NONE	NONE	MEDIUM/25-50	No	825.57	28	2568.43	66.02	Minor Rehab: \$35,958   Surface Patching: \$7,705   Crack Seal: \$782
2427	S GENERAL LEE AVE	A	W DIVINE ST	W PEARSALL ST	A	LOW/0-5	MEDIUM/MEDIUM	NONE	MEDIUM/EXTREME	LOW/LOW	NONE	NONE	No	368.10	23	940.7	65.99	Minor Rehab: \$13,170   Crack Seal: \$349
987	N WATAUGA AVE	A	W VANCE ST	W COLE ST	A	HIGH/5-10	MEDIUM/LOW	MEDIUM/0-5	MEDIUM/EXTREME	NONE	NONE	MEDIUM/5-10	No	1585.89	20	3524.19	65.89	Full Depth Patching: \$26,431   Minor Rehab: \$49,339   Surface Patching: \$3,524   Crack Seal: \$1,502
7489	BURNETTE ST	A	FAIRVIEW ST	N MCKAY AVE	A	MEDIUM/5-10	MEDIUM/MEDIUM	NONE	MEDIUM/EXTREME	NONE	NONE	NONE	No	363.66	21	848.54	65.86	Minor Rehab: \$11,880   Surface Patching: \$2,546   Crack Seal: \$344
876	FRIENDLY RD	A	FRIENDLY RD	WESTFIELD DR	A	MEDIUM/5-10	MEDIUM/MEDIUM	NONE	MEDIUM/EXTREME	NONE	NONE	NONE	No	367.74	20	817.21	65.86	Minor Rehab: \$11,441   Surface Patching: \$2,452   Crack Seal: \$348
1017	MOON CIR	A	PLUTO ST	VENUS DR	A	MEDIUM/5-10	MEDIUM/MEDIUM	NONE	MEDIUM/EXTREME	NONE	NONE	NONE	No	293.38	36	1173.53	65.86	Minor Rehab: \$16,429   Surface Patching: \$3,521   Crack Seal: \$278
1020	MOON CIR	A	MARS DR	JUPITER DR	A	LOW/5-10	MEDIUM/MEDIUM	NONE	MEDIUM/EXTREME	NONE	NONE	MEDIUM/5-10	No	298.83	36	1195.32	65.86	Minor Rehab: \$16,734   Crack Seal: \$283
4875	S WILSON AVE	A	E GODWIN ST	E DUKE ST	A	MEDIUM/10-25	NONE	NONE	MEDIUM/EXTREME									

7900	E GRANVILLE ST	A	MOORE ST	CLAYTON ST	A	LOW/0-5	HIGH/MEDIUM	NONE	MEDIUM/EXTREME	NONE	NONE	NONE	No	500.55	21	1167.96	65.69	Minor Rehab: \$16,351
822	EVERGREEN LN	A	BYRON ST	DEAD END	A	MEDIUM/0-5	MEDIUM/MEDIUM	NONE	MEDIUM/EXTREME	MEDIUM/LOW	NONE	NONE	No	170.57	36	682.29	65.68	Minor Rehab: \$9,552   Surface Patching: \$4,093   Crack Seal: \$162
5082	N ELM AVE	A	E HARNETT ST	E VANCE ST	A	MEDIUM/0-5	MEDIUM/MEDIUM	NONE	MEDIUM/EXTREME	LOW/LOW	NONE	MEDIUM/5-10	No	377.56	22	922.92	65.64	Minor Rehab: \$12,921   Surface Patching: \$923   Crack Seal: \$358
2374	EXCHANGE ST	A	FAIRGROUND RD	FAIRVIEW ST	A	LOW/0-5	HIGH/MEDIUM	NONE	MEDIUM/EXTREME	NONE	NONE	MEDIUM/0-5	No	269.36	21	628.5	65.60	Minor Rehab: \$8,799   Crack Seal: \$255
4939	W BROAD ST	A	S ASHE AVE	ERWIN RD	A	MEDIUM/5-10	HIGH/LOW	MEDIUM/0-5	MEDIUM/EXTREME	NONE	NONE	MEDIUM/10-25	No	959.78	34	3625.84	65.59	Minor Rehab: \$50,762   Surface Patching: \$14,504   Crack Seal: \$909
7747	BYRON ST	A	BEALE ST	SAINT ST	A	MEDIUM/5-10	MEDIUM/MEDIUM	NONE	MEDIUM/EXTREME	NONE	NONE	MEDIUM/5-10	No	524.73	36	2098.93	65.57	Minor Rehab: \$29,385   Surface Patching: \$6,297   Crack Seal: \$497
4899	HODGES AVE	A	E DUKE ST	S WASHINGTON AVE	A	MEDIUM/10-25	MEDIUM/LOW	NONE	MEDIUM/EXTREME	NONE	NONE	MEDIUM/5-10	No	539.18	20	1198.18	65.57	Minor Rehab: \$16,775   Surface Patching: \$8,387   Crack Seal: \$511
6304	N GENERAL LEE AVE	A	W GRANVILLE ST	W BARRINGTON ST	A	MEDIUM/5-10	MEDIUM/MEDIUM	NONE	MEDIUM/EXTREME	NONE	NONE	MEDIUM/5-10	No	342.26	22	836.62	65.57	Minor Rehab: \$11,713   Surface Patching: \$2,510   Crack Seal: \$324
2385	SAINT ST	A	BYRON ST	GULF DR	A	MEDIUM/5-10	MEDIUM/MEDIUM	NONE	MEDIUM/EXTREME	NONE	NONE	MEDIUM/5-10	No	664.93	36	2659.72	65.57	Minor Rehab: \$37,236   Surface Patching: \$7,979   Crack Seal: \$630
1002	W CARR ST	A	N MCKAY AVE	N ELLIS AVE	A	MEDIUM/10-25	MEDIUM/LOW	NONE	MEDIUM/EXTREME	NONE	NONE	MEDIUM/5-10	No	351.97	21	821.26	65.57	Minor Rehab: \$11,498   Surface Patching: \$5,749   Crack Seal: \$333
2201	ROSE CIR	A	VIOLET RD	DEAD END	A	LOW/0-5	HIGH/MEDIUM	LOW/0-5	MEDIUM/EXTREME	NONE	NONE	MEDIUM/0-5	No	547.78	30	1825.95	65.56	Minor Rehab: \$25,563   Crack Seal: \$519
2428	S GENERAL LEE AVE	A	W PEARSALL ST	W POPE ST	A	LOW/0-5	MEDIUM/MEDIUM	NONE	MEDIUM/EXTREME	HIGH/LOW	NONE	NONE	No	356.10	23	910.02	65.54	Minor Rehab: \$12,740   Crack Seal: \$337
7655	ELEANOR AVE	A	W CUMBERLAND ST	W DIVINE ST	A	MEDIUM/5-10	MEDIUM/MEDIUM	LOW/0-5	MEDIUM/EXTREME	NONE	NONE	MEDIUM/5-10	No	460.14	33	1687.19	65.54	Minor Rehab: \$23,621   Surface Patching: \$5,062   Crack Seal: \$436
4836	N WASHINGTON AVE	A	E EDGERTON ST	E HARNETT ST	A	MEDIUM/10-25	NONE	LOW/0-5	MEDIUM/EXTREME	LOW/LOW	NONE	MEDIUM/5-10	No	363.44	20	807.65	65.54	Minor Rehab: \$11,307   Surface Patching: \$5,654   Crack Seal: \$344
2167	MARLOWE DR	A	SHELLY DR	COLERIDGE DR	A	LOW/0-5	MEDIUM/MEDIUM	NONE	MEDIUM/EXTREME	NONE	NONE	MEDIUM/10-25	No	497.26	32	1768.04	65.49	Minor Rehab: \$24,753   Crack Seal: \$471
1011	MOON CIR	A	SATURN ST	PLUTO ST	A	LOW/5-10	HIGH/MEDIUM	LOW/0-5	MEDIUM/EXTREME	NONE	NONE	NONE	No	440.58	36	1762.3	65.49	Minor Rehab: \$24,672
4488	W DUKE ST	A	S FAYETTEVILLE AVE	S KING AVE	A	MEDIUM/0-5	NONE	MEDIUM/10-25	MEDIUM/EXTREME	LOW/LOW	NONE	MEDIUM/5-10	No	365.05	28	1135.7	65.47	Minor Rehab: \$15,900   Surface Patching: \$9,086   Crack Seal: \$346
5473	WESTBROOK AVE	A	LAKESHORE DR	COOPER ST	A	MEDIUM/5-10	MEDIUM/MEDIUM	LOW/5-10	MEDIUM/EXTREME	NONE	NONE	MEDIUM/5-10	No	1616.35	34	6106.22	65.44	Minor Rehab: \$85,487   Surface Patching: \$18,319   Crack Seal: \$1,531
5087	N WASHINGTON AVE	A	E VANCE ST	E CARR ST	A	MEDIUM/0-5	MEDIUM/LOW	LOW/0-5	MEDIUM/EXTREME	HIGH/LOW	NONE	MEDIUM/10-25	No	463.86	21	1082.35	65.41	Minor Rehab: \$15,153   Surface Patching: \$1,082   Crack Seal: \$439
4937	W BROAD ST	A	N WATAUGA AVE	N ASHE AVE	A	LOW/5-10	HIGH/MEDIUM	MEDIUM/0-5	MEDIUM/EXTREME	NONE	NONE	NONE	Yes	190.34	33	697.93	65.40	Minor Rehab: \$9,771   Surface Patching: \$698
6706	W EDGERTON ST	A	E EDGERTON ST	N FAYETTEVILLE AVE	A	MEDIUM/0-5	MEDIUM/MEDIUM	NONE	MEDIUM/EXTREME	NONE	NONE	MEDIUM/10-25	No	406.00	44	1984.88	65.40	Minor Rehab: \$27,788   Surface Patching: \$1,985   Crack Seal: \$384
2496	W MORRIS CIR	A	E MORRIS CIR	W COLE ST	A	LOW/5-10	MEDIUM/MEDIUM	NONE	MEDIUM/EXTREME	MEDIUM/LOW	NONE	MEDIUM/5-10	No	905.41	24	2414.42	65.38	Minor Rehab: \$33,802   Surface Patching: \$12,072   Crack Seal: \$857
2220	GUY AVE	A	JONES DR	JONES DR	A	MEDIUM/10-25	NONE	NONE	MEDIUM/EXTREME	NONE	NONE	MEDIUM/10-25	No	478.73	23	1223.42	65.36	Minor Rehab: \$17,128   Surface Patching: \$8,564   Crack Seal: \$453
2316	W DIVINE ST	A	S ORANGE AVE	S GENERAL LEE AVE	A	LOW/5-10	MEDIUM/MEDIUM	NONE	MEDIUM/EXTREME	NONE	NONE	MEDIUM/10-25	Yes	343.94	28	1070.05	65.36	Minor Rehab: \$14,981   Crack Seal: \$326
1005	W CARR ST	A	N LAYTON AVE	N MCKAY AVE	A	MEDIUM/10-25	MEDIUM/LOW	NONE	MEDIUM/EXTREME	MEDIUM/LOW	NONE	NONE	No	355.28	21	828.98	65.35	Minor Rehab: \$11,606   Surface Patching: \$9,948   Crack Seal: \$336
6804	LUCKNOW SQ	A	W BROAD ST	W CUMBERLAND ST	A	LOW/0-5	HIGH/MEDIUM	NONE	MEDIUM/EXTREME	NONE	NONE	MEDIUM/5-10	Yes	370.50	30	1235.01	65.32	Minor Rehab: \$17,290   Crack Seal: \$351
2475	N ORANGE AVE	A	W HARNETT ST	W VANCE ST	A	LOW/0-5	HIGH/MEDIUM	NONE	MEDIUM/EXTREME	NONE	NONE	MEDIUM/5-10	Yes	373.06	30	1243.52	65.32	Minor Rehab: \$17,409   Crack Seal: \$353
7746	BYRON ST	A	BASIN ST	BEALE ST	A	MEDIUM/5-10	MEDIUM/MEDIUM	LOW/0-5	MEDIUM/EXTREME	LOW/LOW	NONE	MEDIUM/5-10	No	389.34	36	1557.38	65.31	Minor Rehab: \$21,803   Surface Patching: \$4,672   Crack Seal: \$369
4022	S KING AVE	A	W DUKE ST	W GREENWOOD ST	A	LOW/5-10	MEDIUM/HIGH	NONE	MEDIUM/EXTREME	NONE	NONE	MEDIUM/0-5	No	327.64	28	1019.31	65.19	Minor Rehab: \$14,270   Crack Seal: \$310
4935	W BROAD ST	A	N WAYNE AVE	N WATAUGA AVE	A	LOW/5-10	HIGH/MEDIUM	NONE	MEDIUM/EXTREME	NONE	NONE	MEDIUM/5-10	No	380.64	28	1184.22	65.19	Minor Rehab: \$16,579   Crack Seal: \$360
1021	MOON CIR	A	VENUS DR	MARS DR	A	LOW/5-10	HIGH/MEDIUM	LOW/0-5	MEDIUM/EXTREME	NONE	NONE	MEDIUM/5-10	No	299.01	36	1196.04	65.16	Minor Rehab: \$16,745   Crack Seal: \$283
4953	N WASHINGTON AVE	A	E BROAD ST	E EDGERTON ST	A	MEDIUM/5-10	MEDIUM/MEDIUM	LOW/0-5	MEDIUM/EXTREME	MEDIUM/LOW	NONE	MEDIUM/5-10	No	378.12	21	882.28	65.13	Minor Rehab: \$12,352   Surface Patching: \$7,058   Crack Seal: \$358
2408	N ORANGE AVE	A	W JOHNSON ST	W SURLS ST	A	MEDIUM/10-25	MEDIUM/LOW	NONE	MEDIUM/EXTREME	MEDIUM/LOW	NONE	MEDIUM/5-10	Yes	336.52	24	897.4	65.11	Minor Rehab: \$12,564   Surface Patching: \$10,769   Crack Seal: \$319
4656	S SAMPSON AVE	A	E PEARSALL ST	ENT RAMP 73 S	A	MEDIUM/5-10	MEDIUM/MEDIUM	NONE	MEDIUM/EXTREME	NONE	NONE	MEDIUM/10-25	No	606.42	24	1617.13	65.11	Minor Rehab: \$22,640   Surface Patching: \$4,851   Crack Seal: \$574
966	LAKESHORE DR	A	CREPE MYRTLE LN	DEAD END	A	MEDIUM/10-25	MEDIUM/MEDIUM	LOW/0-5	MEDIUM/EXTREME	NONE	NONE	MEDIUM/0-5	No	1002.02	34	3785.41	65.08	Minor Rehab: \$52,996   Surface Patching: \$26,498   Crack Seal: \$949
2384	SAINT ST	A	GULF DR	BYRON ST	A	MEDIUM/5-10	HIGH/MEDIUM	LOW/0-5	MEDIUM/EXTREME	NONE	NONE	MEDIUM/0-5	No	293.93	36	1175.71	65.08	Minor Rehab: \$16,460   Surface Patching: \$3,527   Crack Seal: \$278
2193	W COLE ST	A	E MORRIS CIR	W MORRIS CIR	A	HIGH/0-5	LOW/HIGH	HIGH/0-5	MEDIUM/EXTREME	NONE	NONE	MEDIUM/10-25	No	528.36	23	1350.25	65.08	Full Depth Patching: \$3,376   Minor Rehab: \$18,904   Crack Seal: \$500
2459	W BAY ST	A	S FAYETTEVILLE AVE	S KING AVE	A	LOW/0-5	MEDIUM/HIGH	NONE	MEDIUM/EXTREME	NONE	NONE	MEDIUM/5-10	Yes	358.11	22	875.37	65.07	Minor Rehab: \$12,255   Crack Seal: \$339
6346	POPPY ST	A	WESTFIELD DR	DEAD END	A	MEDIUM/5-10	MEDIUM/MEDIUM	LOW/5-10	MEDIUM/EXTREME	MEDIUM/LOW	NONE	MEDIUM/5-10	No	587.38	30	1957.93	65.04	Minor Rehab: \$27,411   Surface Patching: \$15,664   Crack Seal: \$556
4925	N LAYTON AVE	A	W BROAD ST	W EDGERTON ST	A	MEDIUM/0-5	MEDIUM/HIGH	NONE	MEDIUM/EXTREME	NONE	NONE	MEDIUM/5-10	Yes	365.90	34	1382.3	64.99	Minor Rehab: \$19,352   Surface Patching: \$1,382   Crack Seal: \$346
2410	N ORANGE AVE	A	W COLE ST	W GRANVILLE ST	A	LOW/0-5	MEDIUM/LOW	NONE	MEDIUM/EXTREME	NONE	NONE	MEDIUM/25-50	Yes	377.16	31	1299.12	64.99	Minor Rehab: \$18,188   Crack Seal: \$357
7659	S WATAUGA AVE	A	W BROAD ST	W CUMBERLAND ST	A	MEDIUM/10-25	MEDIUM/LOW	MEDIUM/0-5	MEDIUM/EXTREME	NONE	NONE	MEDIUM/10-25	No	344.48	44	1684.15	64.97	Minor Rehab: \$23,578   Surface Patching: \$13,473   Crack Seal: \$326
2188	CANTERBURY DR	A	PARLIAMENT PL	KINGSWAY DR	A	MEDIUM/5-10	MEDIUM/HIGH	NONE	MEDIUM/EXTREME	NONE	NONE	NONE	No	402.08	30	1340.25	64.94	Minor Rehab: \$18,764   Surface Patching: \$4,021
872	FRIENDLY RD	A	WESTFIELD DR	VIOLET RD	A	MEDIUM/5-10	MEDIUM/HIGH	NONE	MEDIUM/EXTREME	NONE	NONE	NONE	No	358.92	20	797.59	64.94	Minor Rehab: \$11,166   Surface Patching: \$2,393
7642	MARLOWE DR	A	W CUMBERLAND ST	SHELLY DR	A	MEDIUM/5-10	HIGH/MEDIUM	NONE	MEDIUM/EXTREME	NONE	NONE	MEDIUM/5-10	No	575.55	32	2046.42	64.90	Minor Rehab: \$28,650   Surface Patching: \$6,139   Crack Seal: \$545
4989	S FAYETTEVILLE AVE	A	W CUMBERLAND ST	W DIVINE ST	A	MEDIUM/5-10	HIGH/MEDIUM	NONE	MEDIUM/EXTREME	NONE	NONE	MEDIUM/5-10	No	373.94	32	1329.56	64.90	Minor Rehab: \$18,614   Surface Patching: \$3,989   Crack Seal: \$354
2219	GUY AVE	A	WESTHAVEN ST	FRIENDLY RD	A	MEDIUM/0-5	MEDIUM/HIGH	MEDIUM/0-5	MEDIUM/EXTREME	NONE	NONE	MEDIUM/5-10	No	373.36	30	1244.52	64.89	Minor Rehab: \$17,423   Surface Patching: \$2,490   Crack Seal: \$354
2275	W GREENWOOD ST	A	S KING AVE	S LAYTON AVE	A	MEDIUM/5-10	NONE	NONE	MEDIUM/EXTREME	NONE	NONE	MEDIUM/25-50	No	366.04	28	1138.8	64.86	Minor Rehab: \$15,943   Surface Patching: \$3,416
2198	W COLE ST	A	N LAYTON AVE	N MCKAY AVE	A	MEDIUM/10-25	MEDIUM/MEDIUM	NONE	MEDIUM/EXTREME	LOW/LOW	NONE	MEDIUM/0-5	No	359.76	20	799.46	64.84	Minor Rehab: \$11,192   Surface Patching: \$5,596   Crack Seal: \$341
4813	W DIVINE ST	A	S WATAUGA AVE	S ANN AVE	A	HIGH/5-10	MEDIUM/MEDIUM	LOW/0-5	MEDIUM/EXTREME	NONE	NONE	MEDIUM/10-25	No	816.44	28	2540.02	64.83	Full Depth Patching: \$19,050   Minor Rehab: \$35,560   Crack Seal: \$773
4985	S KING AVE	A	W CUMBERLAND ST	W DIVINE ST	A	MEDIUM/5-10	HIGH/MEDIUM	MEDIUM/0-5	MEDIUM/EXTREME	NONE	NONE	MEDIUM/5-10	Yes	374.08	42	1745.72	64.80	Minor Rehab: \$24,440   Surface Patching: \$6,983   Crack Seal: \$354
4965	S WAYNE AVE	A	W BROAD ST	W CUMBERLAND ST	A	HIGH/0-5	MEDIUM/HIGH	MEDIUM/0-5	MEDIUM/EXTREME	NONE	NONE	MEDIUM/5-10	No	346.34	24	923.58	64.76	Full Depth Patching: \$2,309   Minor Rehab: \$12,930   Surface Patching: \$924   Crack Seal: \$328
2463	W BAY ST	A	S ELLIS AVE	S ORANGE AVE	A	MEDIUM/0-5	MEDIUM/HIGH	HIGH/0-5	MEDIUM/EXTREME	NONE	NONE	MEDIUM/5-10	No	353.26	22	863.53	64.76	Full Depth Patching: \$2,159   Minor Rehab: \$12,089   Surface Patching: \$864   Crack Seal: \$335
4990	LUCKNOW SQ	A	W CUMBERLAND ST	W DIVINE ST	A	MEDIUM/0-5	HIGH/MEDIUM	NONE	MEDIUM/EXTREME	NONE	NONE	MEDIUM/10-25	Yes	373.85	32	1329.23	64.74	Minor Rehab: \$18,609   Surface Patching: \$1,329   Crack Seal: \$354
4901	BEST ST	A	S MAGNOLIA AVE	S ELM AVE	A	MEDIUM/5-10	MEDIUM/MEDIUM	LOW/0-5	MEDIUM/EXTREME	MEDIUM/LOW	NONE	MEDIUM/10-25	No	447.76	20	995.01	64.71	Minor Rehab: \$13,930   Surface Patching: \$7,960   Crack Seal: \$424
5079	E HARNETT ST	A	N MAGNOLIA AVE	N ELM AVE	A	MEDIUM/0-5	MEDIUM/HIGH	HIGH/0-5	MEDIUM/EXTREME	LOW/LOW	NONE	MEDIUM/0-5	No	357.06	24	952.16	64.71	Full Depth Patching: \$2,380   Minor Rehab: \$13,330   Surface Patching: \$952   Crack Seal: \$338
4838	E EDGERTON ST	A	N LEE AVE	N HOLLAND AVE	A	MEDIUM/0-5	MEDIUM/HIGH	MEDIUM/0-5	MEDIUM/EXTREME	MEDIUM/LOW	NONE	NONE	No	819.50	22	2003.23	64.66	Minor Rehab: \$28,045   Surface Patching: \$14,022
4830	S WASHINGTON AVE	A	E PEARSALL ST	S WASHINGTON AVE	A	MEDIUM/5-10	MEDIUM/HIGH	NONE	MEDIUM/EXTREME	NONE	NONE	MEDIUM/5-10	No	361.39	21	843.24	64.65	Minor Rehab: \$11,805   Surface Patching: \$2,530   Crack Seal: \$342
2194	W COLE ST	A	N PARK AVE	E MORRIS CIR	A	MEDIUM/5-10	MEDIUM/HIGH	NONE	MEDIUM/EXTREME	NONE	NONE	MEDIUM/5-10	No	338.05	23	863.91	64.65	Minor Rehab: \$12,095   Surface Patching: \$2,592   Crack Seal: \$320
2278	N WAYNE AVE	A	W EDGERTON ST	W HARNETT ST	A	MEDIUM/5-10	MEDIUM/HIGH	LOW/0-5	MEDIUM/EXTREME	LOW/LOW	NONE	NONE	No	426.30	20	947.34	64.62	Minor Rehab: \$13,263   Surface Patching: \$2,842
4924	W BROAD ST	A	N KING AVE	N LAYTON AVE	A	MEDIUM/5-10	MEDIUM/LOW	NONE	MEDIUM/EXTREME	NONE	NONE	MEDIUM/25-50	Yes	373.51	40	1660.04	64.57	Minor Rehab: \$23,241   Surface Patching: \$4,980   Crack Seal: \$354
2327	W VANCE ST	A	N FAYETTEVILLE AVE	DEAD END	A	MEDIUM/5-10	MEDIUM/HIGH	MEDIUM/0-5	MEDIUM/EXTREME	NONE	NONE	MEDIUM/5-10	No	375.74	19	793.23	64.55	Minor Rehab: \$11,105   Surface Patching: \$3,173   Crack Seal: \$356
4957	S WILMINGTON AVE	A	E BROAD ST	E CUMBERLAND ST	A	MEDIUM/5-10	NONE	LOW/0-5	MEDIUM/EXTREME	LOW/LOW	NONE	MEDIUM/25-50	No	368.75	23	942.36	64.54	Minor Rehab: \$13,193   Surface Patching: \$2,827
2297	E HARNETT ST	A	MCNEIL CIR	N HOLLAND AVE	A	MEDIUM/10-25	MEDIUM/MEDIUM	NONE	MEDIUM/EXTREME	NONE	NONE	MEDIUM/10-25	No	679.54	20	1510.1	64.53	Minor Rehab: \$21,141   Surface Patching: \$10,571   Crack Seal: \$644
2225	WESTHAVEN ST	A	N PARK AVE	GUY AVE	A	LOW/0-5	MEDIUM/HIGH	MEDIUM/0-5	MEDIUM/EXTREME	MEDIUM/LOW	NONE	MEDIUM/5-10	No	652.57	30	2175.24	64.47	Minor Rehab: \$30,453   Surface Patching: \$13,051   Crack Seal: \$618
4938	W BROAD ST	A	N ASHE AVE	S ASHE AVE	A	LOW/10-25	HIGH/MEDIUM	NONE	MEDIUM/EXTREME	NONE	NONE	MEDIUM/10-25	No	151.67	24	404.44	64.44	Minor Rehab: \$5,662   Crack Seal: \$144
8905	W BROAD ST	A	N GENERAL LEE AVE	N WAYNE AVE	A													

2494	E MORRIS CIR	A	W SURLS ST	W COLE ST	A	LOW/5-10	MEDIUM/HIGH	MEDIUM/0-5	MEDIUM/EXTREME	HIGH/LOW	NONE	MEDIUM/5-10	No	347.63	30	1158.75	64.16	Minor Rehab: \$16,223   Surface Patching: \$1,159   Crack Seal: \$329
2279	N WAYNE AVE	A	W HARNETT ST	W VANCE ST	A	MEDIUM/5-10	HIGH/MEDIUM	LOW/5-10	MEDIUM/EXTREME	LOW/LOW	NONE	MEDIUM/10-25	No	379.70	45	1898.51	64.10	Minor Rehab: \$26,579   Surface Patching: \$5,696   Crack Seal: \$360
821	GULF DR	A	SAINT ST	SAINT ST	A	MEDIUM/5-10	MEDIUM/HIGH	MEDIUM/0-5	MEDIUM/EXTREME	HIGH/LOW	NONE	MEDIUM/0-5	No	1010.99	30	3369.96	64.09	Minor Rehab: \$47,179   Surface Patching: \$13,480   Crack Seal: \$957
6347	MARTIN ST	A	N ASHE AVE	POPPY ST	A	MEDIUM/10-25	MEDIUM/HIGH	NONE	MEDIUM/EXTREME	NONE	NONE	MEDIUM/5-10	No	698.46	30	2328.2	64.04	Minor Rehab: \$32,595   Surface Patching: \$16,297   Crack Seal: \$661
2381	FAIRWOODS CT	A	ROLLINGWOOD DR	CUL-DE-SAC	A	HIGH/10-25	NONE	NONE	MEDIUM/EXTREME	NONE	NONE	MEDIUM/5-10	No	358.10	22	875.36	63.94	Full Depth Patching: \$15,319   Minor Rehab: \$12,255   Crack Seal: \$339
4977	S ELLIS AVE	A	W CUMBERLAND ST	W DIVINE ST	A	MEDIUM/5-10	MEDIUM/MEDIUM	NONE	MEDIUM/EXTREME	NONE	NONE	MEDIUM/25-50	No	368.53	35	1433.17	63.94	Minor Rehab: \$20,064   Surface Patching: \$4,300   Crack Seal: \$349
2437	S KING AVE	A	W PEARSALL ST	W POPE ST	A	MEDIUM/10-25	MEDIUM/LOW	LOW/0-5	MEDIUM/EXTREME	NONE	NONE	MEDIUM/25-50	Yes	359.39	26	1038.25	63.93	Minor Rehab: \$14,536   Surface Patching: \$7,268   Crack Seal: \$340
4931	W BROAD ST	A	N ORANGE AVE	N GENERAL LEE AVE	A	LOW/0-5	HIGH/MEDIUM	NONE	MEDIUM/EXTREME	NONE	NONE	MEDIUM/25-50	Yes	349.94	40	1555.28	63.88	Minor Rehab: \$21,774
1028	W CARR ST	A	N FAYETTEVILLE AVE	N KING AVE	A	MEDIUM/10-25	NONE	HIGH/0-5	MEDIUM/EXTREME	MEDIUM/LOW	NONE	MEDIUM/25-50	No	363.50	21	848.17	63.59	Full Depth Patching: \$2,120   Minor Rehab: \$11,874   Surface Patching: \$10,178
7430	E HARNETT ST	A	E HARNETT ST	N MAGNOLIA AVE	A	HIGH/10-25	MEDIUM/LOW	MEDIUM/0-5	MEDIUM/EXTREME	NONE	NONE	MEDIUM/5-10	No	373.52	22	913.06	63.55	Full Depth Patching: \$15,979   Minor Rehab: \$12,783   Surface Patching: \$913   Crack Seal: \$354
4874	S WILSON AVE	A	E BAY ST	E CANARY ST	A	HIGH/10-25	HIGH/LOW	HIGH/0-5	MEDIUM/EXTREME	NONE	NONE	NONE	No	343.31	21	801.05	63.53	Full Depth Patching: \$14,018   Minor Rehab: \$11,215   Crack Seal: \$325
4926	W BROAD ST	A	N LAYTON AVE	N MCKAY AVE	A	MEDIUM/5-10	HIGH/MEDIUM	NONE	MEDIUM/EXTREME	NONE	NONE	MEDIUM/25-50	No yes	355.06	40	1578.06	63.50	Minor Rehab: \$22,093   Surface Patching: \$4,734
5049	W POPE ST	A	S GENERAL LEE AVE	CANTERBURY DR	A	MEDIUM/5-10	MEDIUM/MEDIUM	MEDIUM/0-5	MEDIUM/EXTREME	MEDIUM/LOW	NONE	MEDIUM/25-50	No	1355.10	33	4968.71	63.49	Minor Rehab: \$69,562   Surface Patching: \$44,718   Crack Seal: \$1,283
6917	S WILSON AVE	A	S WILSON AVE	E DIVINE ST	A	MEDIUM/5-10	HIGH/MEDIUM	LOW/0-5	MEDIUM/EXTREME	NONE	NONE	MEDIUM/25-50	Yes	375.74	42	1753.47	63.47	Minor Rehab: \$24,549   Surface Patching: \$5,260
2295	E HARNETT ST	A	N SAMPSON AVE	N LEE AVE	A	MEDIUM/10-25	MEDIUM/MEDIUM	MEDIUM/0-5	MEDIUM/EXTREME	NONE	NONE	MEDIUM/25-50	No	449.41	20	998.69	63.36	Minor Rehab: \$13,982   Surface Patching: \$7,990   Crack Seal: \$426
4841	E EDGERTON ST	A	N WILMINGTON AVE	N SAMPSON AVE	A	MEDIUM/0-5	HIGH/MEDIUM	MEDIUM/0-5	MEDIUM/EXTREME	MEDIUM/LOW	NONE	MEDIUM/25-50	No	916.11	34	3460.88	63.28	Minor Rehab: \$48,452   Surface Patching: \$24,226
2354	SATURN ST	A	S VENUS DR	DEAD END	A	HIGH/10-25	MEDIUM/MEDIUM	NONE	MEDIUM/EXTREME	NONE	NONE	MEDIUM/0-5	No	455.55	36	1822.19	63.19	Full Depth Patching: \$31,888   Minor Rehab: \$25,511   Crack Seal: \$431
2195	W COLE ST	A	N GENERAL LEE AVE	N PARK AVE	A	HIGH/10-25	MEDIUM/LOW	NONE	LOW/EXTREME	NONE	NONE	MEDIUM/25-50	No	353.68	23	903.85	63.18	Full Depth Patching: \$15,817   Minor Rehab: \$12,654   Crack Seal: \$335
2251	W CANARY ST	A	S LAYTON AVE	W CANARY ST	A	HIGH/10-25	MEDIUM/LOW	NONE	MEDIUM/EXTREME	NONE	NONE	MEDIUM/10-25	No	361.71	26	1044.95	63.15	Full Depth Patching: \$18,287   Minor Rehab: \$14,629   Crack Seal: \$343
5048	W POPE ST	A	S WATAUGA AVE	DEAD END	A	HIGH/10-25	NONE	MEDIUM/0-5	MEDIUM/EXTREME	LOW/LOW	NONE	MEDIUM/10-25	No	333.65	27	1000.95	63.05	Full Depth Patching: \$17,517   Minor Rehab: \$14,013   Surface Patching: \$1,001   Crack Seal: \$316
5080	E HARNETT ST	A	N ELM AVE	N WASHINGTON AVE	A	HIGH/10-25	MEDIUM/HIGH	NONE	LOW/EXTREME	NONE	NONE	MEDIUM/10-25	No	373.79	21	872.17	62.89	Full Depth Patching: \$15,263   Minor Rehab: \$12,210   Crack Seal: \$354
4905	PURDIE RD	A	S CLINTON AVE	S WILSON AVE	A	HIGH/10-25	NONE	HIGH/5-10	MEDIUM/EXTREME	HIGH/LOW	NONE	MEDIUM/5-10	No	441.13	24	1176.35	62.59	Full Depth Patching: \$20,586   Minor Rehab: \$16,469   Crack Seal: \$418
2162	COL JOHNSON DR	A	ERWIN RD	DEAD END	A	LOW/0-5	NONE	HIGH/0-5	LOW/EXTREME	MEDIUM/MEDIUM	NONE	NONE	No	759.66	20	1688.12	62.21	Full Depth Patching: \$4,220   Minor Rehab: \$23,634
2215	JONES DR	A	GUY AVE	GUY AVE	A	MEDIUM/5-10	LOW/LOW	NONE	MEDIUM/EXTREME	MEDIUM/MEDIUM	NONE	NONE	No	1191.20	20	2647.11	60.61	Minor Rehab: \$37,060   Surface Patching: \$7,941
2227	N PARK AVE	A	W CARR ST	DEAD END	A	LOW/0-5	HIGH/HIGH	NONE	MEDIUM/LOW	NONE	NONE	NONE	No	274.82	24	732.85	58.53	Minor Rehab: \$10,260
2296	E HARNETT ST	A	N LEE AVE	MCNEIL CIR	A	LOW/0-5	HIGH/HIGH	NONE	LOW/EXTREME	NONE	NONE	NONE	No	128.51	26	371.26	57.53	Minor Rehab: \$5,198
2210	WELLONS AVE	A	WESTHAVEN ST	FRIENDLY RD	A	LOW/5-10	HIGH/HIGH	NONE	LOW/EXTREME	NONE	NONE	NONE	No	409.06	30	1363.54	57.36	Minor Rehab: \$19,090
2318	W DIVINE ST	A	S GENERAL LEE AVE	JERNIGAN TER	A	MEDIUM/25-50	NONE	MEDIUM/0-5	MEDIUM/EXTREME	NONE	NONE	NONE	No	639.35	28	1989.09	57.17	Minor Rehab: \$27,847   Surface Patching: \$1,989
2257	W VANCE ST	A	N ELLIS AVE	N ORANGE AVE	A	MEDIUM/0-5	HIGH/HIGH	NONE	LOW/EXTREME	NONE	NONE	MEDIUM/5-10	Yes	350.98	25	974.93	57.07	Minor Rehab: \$13,649   Surface Patching: \$975   Crack Seal: \$332
1069	N WASHINGTON AVE	A	E HARNETT ST	E VANCE ST	A	MEDIUM/25-50	NONE	LOW/0-5	MEDIUM/EXTREME	NONE	NONE	MEDIUM/5-10	No	372.83	20	828.52	56.90	Minor Rehab: \$11,599   Crack Seal: \$353
2425	W GREENWOOD ST	A	S FAYETTEVILLE AVE	S KING AVE	A	MEDIUM/25-50	NONE	MEDIUM/0-5	MEDIUM/EXTREME	NONE	NONE	MEDIUM/5-10	No	365.20	28	1136.17	56.82	Minor Rehab: \$15,906   Surface Patching: \$1,136   Crack Seal: \$346
4866	S MAGNOLIA AVE	A	E BAY ST	E CANARY ST	A	LOW/0-5	HIGH/HIGH	LOW/0-5	LOW/EXTREME	NONE	NONE	MEDIUM/10-25	Yes	338.35	42	1578.95	56.62	Minor Rehab: \$22,105   Crack Seal: \$320
1692	FOUNTAIN CIR	A	SUNSET DR	CUL-DE-SAC	A	HIGH/5-10	HIGH/HIGH	MEDIUM/0-5	LOW/EXTREME	NONE	NONE	NONE	No	142.61	30	475.37	56.57	Full Depth Patching: \$3,565   Minor Rehab: \$6,655   Surface Patching: \$475
2346	COOPER ST	A	WESTBROOK AVE	DAVIS AVE	A	LOW/0-5	HIGH/HIGH	NONE	MEDIUM/EXTREME	NONE	NONE	NONE	No	357.11	25	991.97	56.28	Minor Rehab: \$13,888
2217	MERRY ST	A	WELLONS AVE	CURRITUCK AVE	A	LOW/0-5	HIGH/HIGH	NONE	MEDIUM/EXTREME	NONE	NONE	NONE	No	918.13	30	3060.42	56.28	Minor Rehab: \$42,846
1019	MOON CIR	A	JUPITER DR	DEAD END	A	LOW/0-5	HIGH/HIGH	NONE	MEDIUM/EXTREME	NONE	NONE	NONE	No	101.56	36	406.22	56.28	Minor Rehab: \$5,687
7475	W GRANVILLE ST	A	N ELLIS AVE	N ORANGE AVE	A	MEDIUM/25-50	LOW/LOW	NONE	MEDIUM/EXTREME	NONE	NONE	MEDIUM/10-25	Yes	350.26	23	895.11	56.28	Minor Rehab: \$12,532   Crack Seal: \$332
1027	W PEARSALL ST	A	S ANN AVE	DEAD END	A	LOW/0-5	HIGH/HIGH	NONE	MEDIUM/EXTREME	NONE	NONE	NONE	No	363.22	30	1210.73	56.28	Minor Rehab: \$16,950
2298	E HARNETT ST	A	N LITTLE AVE	N SAMPSON AVE	A	LOW/0-5	HIGH/HIGH	NONE	MEDIUM/EXTREME	NONE	NONE	MEDIUM/0-5	No	450.80	21	1051.87	56.18	Minor Rehab: \$14,726   Crack Seal: \$427
2288	WEBSTER DR	A	MEADOWLARK RD	DEAD END	A	LOW/5-10	HIGH/HIGH	NONE	MEDIUM/EXTREME	NONE	NONE	NONE	No	1255.94	37	5163.32	56.11	Minor Rehab: \$72,286
7435	E VANCE ST	A	E VANCE ST	N MAGNOLIA AVE	A	MEDIUM/25-50	NONE	MEDIUM/0-5	MEDIUM/EXTREME	HIGH/LOW	NONE	MEDIUM/5-10	No	378.55	20	841.22	56.11	Minor Rehab: \$11,777   Surface Patching: \$841   Crack Seal: \$358
2350	SATURN ST	A	MOON CIR	DEAD END	A	MEDIUM/0-5	HIGH/HIGH	NONE	MEDIUM/EXTREME	NONE	NONE	MEDIUM/0-5	No	582.11	34	2199.08	56.08	Minor Rehab: \$30,787   Surface Patching: \$2,199   Crack Seal: \$551
4824	E HARNETT ST	A	N WILMINGTON AVE	N LITTLE AVE	A	LOW/5-10	HIGH/HIGH	LOW/0-5	MEDIUM/EXTREME	NONE	NONE	NONE	No	466.50	27	1399.51	56.07	Minor Rehab: \$19,593
7647	S POWELL AVE	A	W CUMBERLAND ST	ERWIN RD	A	MEDIUM/0-5	HIGH/HIGH	MEDIUM/0-5	MEDIUM/EXTREME	NONE	NONE	NONE	No	1475.24	24	3933.98	56.04	Minor Rehab: \$55,076   Surface Patching: \$7,868
4933	N WAYNE AVE	A	W BROAD ST	W EDGERTON ST	A	HIGH/0-5	HIGH/HIGH	MEDIUM/0-5	MEDIUM/EXTREME	NONE	NONE	MEDIUM/0-5	No	336.69	20	748.21	55.81	Full Depth Patching: \$1,871   Minor Rehab: \$10,475   Surface Patching: \$748   Crack Seal: \$319
7741	BASIN ST	A	FAIRGROUND RD	DEAD END	A	MEDIUM/0-5	HIGH/HIGH	MEDIUM/0-5	MEDIUM/EXTREME	NONE	NONE	MEDIUM/5-10	No	1021.62	30	3405.4	55.72	Minor Rehab: \$47,676   Surface Patching: \$6,810   Crack Seal: \$967
4956	N WILMINGTON AVE	A	E BROAD ST	E EDGERTON ST	A	LOW/0-5	HIGH/HIGH	LOW/0-5	MEDIUM/EXTREME	MEDIUM/LOW	NONE	NONE	No	370.88	21	865.38	55.65	Minor Rehab: \$12,115   Surface Patching: \$4,327
2238	W GRANVILLE ST	A	N ORANGE AVE	N GENERAL LEE AVE	A	MEDIUM/25-50	NONE	NONE	MEDIUM/EXTREME	NONE	NONE	MEDIUM/25-50	No	348.73	23	891.21	55.61	Minor Rehab: \$12,477
4802	W EDGERTON ST	A	N MCKAY AVE	N ELLIS AVE	A	MEDIUM/25-50	HIGH/MEDIUM	NONE	MEDIUM/EXTREME	NONE	NONE	MEDIUM/5-10	No	346.56	44	1694.3	55.54	Minor Rehab: \$23,720   Crack Seal: \$328
7745	BEALE ST	A	FAIRGROUND RD	DEAD END	A	LOW/0-5	HIGH/HIGH	NONE	MEDIUM/EXTREME	NONE	NONE	MEDIUM/10-25	No	960.65	36	3842.6	55.40	Minor Rehab: \$53,796   Crack Seal: \$910
2254	W EDGERTON ST	A	N ELLIS AVE	N ORANGE AVE	A	MEDIUM/5-10	HIGH/HIGH	MEDIUM/0-5	MEDIUM/EXTREME	NONE	NONE	MEDIUM/5-10	Yes	353.38	46	1806.16	55.39	Minor Rehab: \$25,286   Surface Patching: \$7,224   Crack Seal: \$335
2320	W EDGERTON ST	A	N FAYETTEVILLE AVE	N KING AVE	A	MEDIUM/0-5	HIGH/HIGH	NONE	MEDIUM/EXTREME	NONE	NONE	MEDIUM/10-25	Yes	373.62	44	1826.59	55.32	Minor Rehab: \$25,572   Surface Patching: \$1,827   Crack Seal: \$354
2321	W EDGERTON ST	A	N KING AVE	N LAYTON AVE	A	MEDIUM/5-10	HIGH/HIGH	NONE	MEDIUM/EXTREME	NONE	NONE	MEDIUM/10-25	Yes	359.92	44	1759.63	55.03	Minor Rehab: \$24,635   Surface Patching: \$5,279   Crack Seal: \$341
4803	W EDGERTON ST	A	N LAYTON AVE	N MCKAY AVE	A	MEDIUM/10-25	HIGH/HIGH	NONE	MEDIUM/EXTREME	NONE	NONE	MEDIUM/5-10	Yes	359.37	44	1756.9	54.88	Minor Rehab: \$24,597   Surface Patching: \$12,298   Crack Seal: \$340
2292	E EDGERTON ST	A	E EDGERTON ST	N MAGNOLIA AVE	A	MEDIUM/10-25	HIGH/HIGH	NONE	MEDIUM/EXTREME	LOW/LOW	NONE	MEDIUM/10-25	No	379.42	44	1854.95	54.27	Minor Rehab: \$25,969   Surface Patching: \$12,985   Crack Seal: \$359
4154	HUNT DR	A	HUNT VALLEY DR	DEAD END	A	LOW/0-5	NONE	LOW/0-5	HIGH/EXTREME	NONE	NONE	NONE	No	413.65	22	1011.13	53.86	Minor Rehab: \$14,156
1691	GREENWICH CT	A	VILLAGE SQUARE DR	CUL-DE-SAC	A	LOW/0-5	MEDIUM/LOW	NONE	HIGH/EXTREME	NONE	NONE	NONE	No	380.89	26	1100.35	53.36	Minor Rehab: \$15,405   Crack Seal: \$361
8992	ROWAN ST	A	BRUNSWICK DR	CURRITUCK AVE	A	LOW/0-5	MEDIUM/LOW	NONE	HIGH/EXTREME	NONE	NONE	NONE	No	199.08	30	663.6	53.36	Minor Rehab: \$9,290   Crack Seal: \$189
5046	S POWELL AVE	A	JOY ST	W POPE ST	A	LOW/0-5	MEDIUM/LOW	NONE	HIGH/EXTREME	NONE	NONE	NONE	No	345.55	17	652.71	53.36	Minor Rehab: \$9,138   Crack Seal: \$327
2351	SATURN ST	A	MARS DR	DEAD END	A	LOW/0-5	MEDIUM/LOW	NONE	HIGH/EXTREME	NONE	NONE	NONE	No	433.96	36	1735.86	53.36	Minor Rehab: \$24,302   Crack Seal: \$411
2287	SUNSET DR	A	CRESTVIEW DR	DEAD END	A	LOW/0-5	MEDIUM/LOW	NONE	HIGH/EXTREME	NONE	NONE	NONE	No	147.39	30	491.29	53.36	Minor Rehab: \$6,878   Crack Seal: \$140
2244	W SURLS ST	A	N ELLIS AVE	N ORANGE AVE	A	LOW/0-5	MEDIUM/LOW	NONE	HIGH/EXTREME	NONE	NONE	NONE	No	353.80	20	786.21	53.36	Minor Rehab: \$11,007   Crack Seal: \$335
2174	THORNDALE DR	A	COLERIDGE DR	DEAD END	A	LOW/0-5	MEDIUM/LOW	LOW/0-5	HIGH/EXTREME	NONE	NONE	NONE	No	270.55	30	901.85	53.32	Minor Rehab: \$12,626   Crack Seal: \$256
9328	WADE AVE	A	DAVIS AVE	COOPER ST	A	MEDIUM/0-5	MEDIUM/LOW	NONE	HIGH/EXTREME	NONE	NONE	NONE	No	820.92	35	3192.47	53.25	Minor Rehab: \$44,695   Surface Patching: \$3,192   Crack Seal: \$777
8667	CRESTVIEW DR	A	S ELM AVE	CASCADE CIR	A	MEDIUM/0-5	MEDIUM/LOW	LOW/0-5	HIGH/EXTREME	NONE	NONE	NONE	No	289.14	30	963.81	53.21	Minor Rehab: \$13,493   Surface Patching: \$964   Crack Seal: \$274
4962	SUNNY AVE	A	W CUMBERLAND ST	W DIVINE ST	A	MEDIUM/0-5	MEDIUM/LOW	LOW/0-5	HIGH/EXTREME	NONE	NONE	NONE	No	458.37	29	1476.97	53.21	Minor Rehab: \$20,678   Surface Patching: \$1,477   Crack Seal: \$434
2242	W SURLS ST	A	N MCKAY AVE	N ELLIS AVE	A	LOW/0-5	MEDIUM/LOW	MEDIUM/0-5	HIGH/EXTREME	NONE	NONE	NONE	No	349.86	19	738.6	53.21	Minor Rehab: \$10,340   Surface Patching: \$739   Crack Seal: \$331
2526	HUNT VALLEY DR	A	TILGHMAN DR	DEAD END	A	MEDIUM/5-10	NONE	NONE	HIGH/EXTREME	NONE	NONE	NONE	No	582.90	22	1424.86		

2389	GUM RD	A	HOLLY AVE	SAINT ST	A	MEDIUM/0-5	MEDIUM/LOW	MEDIUM/0-5	HIGH/EXTREME	LOW/LOW	NONE	NONE	No	703.80	30	2345.98	52.80	Minor Rehab: \$32,844   Surface Patching: \$4,692   Crack Seal: \$666
2248	W JOHNSON ST	A	N ELLIS AVE	N ORANGE AVE	A	MEDIUM/0-5	NONE	MEDIUM/0-5	HIGH/EXTREME	MEDIUM/LOW	NONE	NONE	No	358.75	20	797.22	52.79	Minor Rehab: \$11,161   Surface Patching: \$5,580
2205	BISHOP LN	A	VILLAGE SQUARE DR	DEAD END	A	MEDIUM/5-10	MEDIUM/LOW	NONE	HIGH/EXTREME	NONE	NONE	NONE	No	617.27	26	1783.23	52.78	Minor Rehab: \$24,965   Surface Patching: \$5,350   Crack Seal: \$585
4898	E DUKE ST	A	S MAGNOLIA AVE	HODGES AVE	A	MEDIUM/5-10	NONE	NONE	HIGH/EXTREME	NONE	NONE	NONE	No	164.41	20	365.35	52.78	Minor Rehab: \$5,115   Surface Patching: \$1,096   Crack Seal: \$156
873	VIOLET RD	A	ROSE CIR	FRIENDLY RD	A	MEDIUM/5-10	MEDIUM/LOW	NONE	HIGH/EXTREME	NONE	NONE	NONE	No	377.88	36	1511.54	52.78	Minor Rehab: \$21,162   Surface Patching: \$4,535   Crack Seal: \$358
2249	W VANCE ST	A	N FAYETTEVILLE AVE	N KING AVE	A	HIGH/0-5	NONE	NONE	HIGH/EXTREME	LOW/LOW	NONE	NONE	No	367.69	20	817.08	52.78	Full Depth Patching: \$2,043   Minor Rehab: \$11,439   Crack Seal: \$348
2207	VILLAGE SQUARE DR	A	BISHOP LN	GREENWICH CT	A	MEDIUM/5-10	MEDIUM/LOW	LOW/0-5	HIGH/EXTREME	NONE	NONE	NONE	No	288.81	26	834.34	52.74	Minor Rehab: \$11,681   Surface Patching: \$2,503   Crack Seal: \$273
4868	E BAY ST	A	S MAGNOLIA AVE	E BAY ST	A	LOW/0-5	MEDIUM/LOW	NONE	HIGH/EXTREME	MEDIUM/LOW	NONE	NONE	No	363.77	17	687.12	52.65	Minor Rehab: \$9,620   Surface Patching: \$3,436   Crack Seal: \$344
4477	W DIVINE ST	A	E DIVINE ST	LUCKNOW SQ	A	MEDIUM/5-10	NONE	MEDIUM/0-5	HIGH/EXTREME	NONE	NONE	NONE	Yes	195.96	35	762.07	52.65	Minor Rehab: \$10,669   Surface Patching: \$3,048   Crack Seal: \$186
875	WESTFIELD DR	A	DAISY ST	FRIENDLY RD	A	MEDIUM/5-10	HIGH/LOW	NONE	HIGH/EXTREME	NONE	NONE	NONE	No	586.12	36	2344.48	52.61	Minor Rehab: \$32,823   Surface Patching: \$7,033   Crack Seal: \$555
2467	W PEARSALL ST	A	S LAYTON AVE	S MCKAY AVE	A	MEDIUM/0-5	NONE	NONE	HIGH/EXTREME	MEDIUM/LOW	NONE	NONE	Yes	358.82	26	1036.58	52.57	Minor Rehab: \$14,512   Surface Patching: \$6,220   Crack Seal: \$340
5435	KINGSWAY DR	A	QUEENSBURY CT	DEAD END	A	MEDIUM/5-10	HIGH/LOW	NONE	HIGH/EXTREME	NONE	NONE	NONE	No	482.24	30	1607.48	52.53	Minor Rehab: \$22,505   Surface Patching: \$4,822   Crack Seal: \$457
4647	S LITTLE AVE	A	E PEARSALL ST	E POPE ST	A	MEDIUM/0-5	MEDIUM/LOW	MEDIUM/0-5	HIGH/EXTREME	MEDIUM/LOW	NONE	NONE	No	353.75	20	786.11	52.47	Minor Rehab: \$11,006   Surface Patching: \$5,503   Crack Seal: \$335
5914	E SURLS ST	A	N MAGNOLIA AVE	E JOHNSON ST	A	MEDIUM/5-10	MEDIUM/LOW	LOW/0-5	HIGH/EXTREME	NONE	NONE	NONE	No	541.77	18	1083.55	52.45	Minor Rehab: \$15,170   Surface Patching: \$3,251   Crack Seal: \$513
4818	N SAMPSON AVE	A	E BROAD ST	E EDGERTON ST	A	HIGH/0-5	MEDIUM/LOW	NONE	HIGH/EXTREME	MEDIUM/LOW	NONE	NONE	No	362.03	22	884.96	52.44	Full Depth Patching: \$2,212   Minor Rehab: \$12,389   Surface Patching: \$4,425   Crack Seal: \$343
7899	CLAYTON ST	A	BURKE ST	E GRANVILLE ST	A	LOW/0-5	MEDIUM/MEDIUM	NONE	HIGH/EXTREME	NONE	NONE	NONE	No	283.53	18	567.07	52.36	Minor Rehab: \$7,939   Crack Seal: \$268
2277	SHORT ST	A	S MCKAY AVE	DEAD END	A	NONE	MEDIUM/LOW	NONE	HIGH/EXTREME	HIGH/LOW	NONE	NONE	No	146.11	12	194.81	52.36	Minor Rehab: \$2,727   Crack Seal: \$138
4940	SUNSET DR	A	FOUNTAIN CIR	JACKSON RD	A	LOW/0-5	MEDIUM/MEDIUM	NONE	HIGH/EXTREME	NONE	NONE	NONE	No	334.30	30	1114.32	52.36	Minor Rehab: \$15,600   Crack Seal: \$317
2284	CRESTVIEW DR	A	CASCADE CIR	SUNSET DR	A	LOW/0-5	MEDIUM/MEDIUM	LOW/0-5	HIGH/EXTREME	NONE	NONE	NONE	No	333.83	30	1112.76	52.32	Minor Rehab: \$15,579   Crack Seal: \$316
1082	N LEE AVE	A	E EDGERTON ST	E HARNETT ST	A	MEDIUM/5-10	HIGH/LOW	NONE	HIGH/EXTREME	NONE	NONE	NONE	No	375.24	20	833.88	52.32	Minor Rehab: \$11,674   Surface Patching: \$2,502   Crack Seal: \$355
1032	E COLE ST	A	N MAGNOLIA AVE	N JACKSON ST	A	LOW/0-5	MEDIUM/LOW	LOW/0-5	HIGH/EXTREME	HIGH/LOW	NONE	NONE	No	282.32	18	564.64	52.29	Minor Rehab: \$7,905   Crack Seal: \$267
2377	ROLLINGWOOD DR	A	FAIRGROUND RD	WOODRIDGE DR	A	LOW/0-5	MEDIUM/MEDIUM	MEDIUM/0-5	HIGH/EXTREME	NONE	NONE	NONE	No	283.87	30	946.22	52.21	Minor Rehab: \$13,247   Surface Patching: \$946   Crack Seal: \$269
1112	ASHLEY LN	A	WINTERLOCHEN DR	DEAD END	A	MEDIUM/5-10	MEDIUM/LOW	NONE	HIGH/EXTREME	MEDIUM/LOW	NONE	NONE	No	383.28	23	979.49	52.20	Minor Rehab: \$13,713   Surface Patching: \$7,835   Crack Seal: \$363
2286	SUNSET DR	A	CRESTVIEW DR	FOUNTAIN CIR	A	MEDIUM/0-5	MEDIUM/MEDIUM	MEDIUM/0-5	HIGH/EXTREME	NONE	NONE	NONE	No	657.78	30	2192.59	52.13	Minor Rehab: \$30,696   Surface Patching: \$4,386   Crack Seal: \$623
7447	E SURLS ST	A	E SURLS ST	N MAGNOLIA AVE	A	MEDIUM/5-10	NONE	NONE	HIGH/EXTREME	NONE	NONE	NONE	No	374.31	18	748.63	52.11	Minor Rehab: \$10,481   Surface Patching: \$2,246   Crack Seal: \$354
2222	GUY AVE	A	JONES DR	WESTHAVEN ST	A	LOW/5-10	MEDIUM/LOW	NONE	HIGH/EXTREME	NONE	NONE	NONE	No	409.62	23	1046.8	52.11	Minor Rehab: \$14,655   Crack Seal: \$388
4916	WINTERLOCHEN DR	A	US 421 S	ASHLEY LN	A	MEDIUM/5-10	LOW/LOW	HIGH/0-5	HIGH/EXTREME	MEDIUM/LOW	NONE	NONE	No	751.62	30	2505.39	52.09	Full Depth Patching: \$6,263   Minor Rehab: \$35,075   Surface Patching: \$20,043   Crack Seal: \$712
2216	MERRY ST	A	ROWAN ST	WELLONS AVE	A	MEDIUM/5-10	MEDIUM/LOW	MEDIUM/5-10	HIGH/EXTREME	LOW/LOW	NONE	NONE	No	1270.41	30	4234.68	52.09	Minor Rehab: \$59,286   Surface Patching: \$25,408   Crack Seal: \$1,203
946	LAKESHORE DR	A	COOPER ST	DEAD END	A	MEDIUM/10-25	NONE	MEDIUM/0-5	HIGH/EXTREME	NONE	NONE	NONE	No	104.55	18	209.09	52.08	Minor Rehab: \$2,927   Surface Patching: \$1,673
2187	WINDSOR DR	A	CANTERBURY DR	KINGSWAY DR	A	MEDIUM/10-25	NONE	MEDIUM/0-5	HIGH/EXTREME	NONE	NONE	NONE	No	615.96	31	2121.66	52.08	Minor Rehab: \$29,703   Surface Patching: \$16,974
2226	TRACY LN	A	FAIRGROUND RD	FRIENDLY RD	A	HIGH/5-10	MEDIUM/LOW	HIGH/0-5	HIGH/EXTREME	NONE	NONE	NONE	No	1219.67	20	2710.39	52.03	Full Depth Patching: \$20,328   Minor Rehab: \$37,945   Crack Seal: \$1,155
2520	MAY ST	A	S ELM AVE	LILLY ST	A	HIGH/0-5	MEDIUM/MEDIUM	LOW/0-5	HIGH/EXTREME	NONE	NONE	LOW/0-5	No	1328.68	26	3838.42	52.01	Full Depth Patching: \$9,596   Minor Rehab: \$53,738   Crack Seal: \$1,258
9014	N GENERAL LEE AVE	A	W CARR ST	W SURLS ST	A	LOW/0-5	MEDIUM/MEDIUM	NONE	HIGH/EXTREME	NONE	NONE	NONE	No	688.53	23	1759.58	51.99	Minor Rehab: \$24,634   Crack Seal: \$652
2436	S KING AVE	A	W DIVINE ST	W PEARSALL ST	A	NONE	MEDIUM/LOW	NONE	HIGH/EXTREME	LOW/LOW	NONE	NONE	Yes	365.82	26	1056.81	51.99	Minor Rehab: \$14,795   Crack Seal: \$346
7449	E COLE ST	A	E COLE ST	N MAGNOLIA AVE	A	LOW/0-5	MEDIUM/MEDIUM	MEDIUM/0-5	HIGH/EXTREME	NONE	NONE	NONE	No	369.37	18	738.75	51.87	Minor Rehab: \$10,343   Surface Patching: \$739   Crack Seal: \$350
2283	CARRIAGE CT	A	STEEPLECHASE DR	CUL-DE-SAC	A	HIGH/0-5	MEDIUM/MEDIUM	HIGH/0-5	HIGH/EXTREME	NONE	NONE	NONE	No	290.75	23	743.03	51.83	Full Depth Patching: \$1,858   Minor Rehab: \$10,402   Crack Seal: \$275
2348	COOPER ST	A	WADE AVE	LAKESHORE DR	A	MEDIUM/10-25	MEDIUM/LOW	MEDIUM/0-5	HIGH/EXTREME	NONE	NONE	NONE	No	362.25	18	724.51	51.74	Minor Rehab: \$10,143   Surface Patching: \$5,797   Crack Seal: \$343
2442	S KING AVE	A	W CANARY ST	W GODWIN ST	A	MEDIUM/10-25	MEDIUM/LOW	MEDIUM/0-5	HIGH/EXTREME	NONE	NONE	NONE	No	333.63	26	963.83	51.74	Minor Rehab: \$13,494   Surface Patching: \$7,711   Crack Seal: \$316
2206	VILLAGE SQUARE DR	A	MAPLE AVE	BISHOP LN	A	MEDIUM/10-25	MEDIUM/LOW	MEDIUM/0-5	HIGH/EXTREME	NONE	NONE	NONE	No	319.95	26	924.31	51.74	Minor Rehab: \$12,940   Surface Patching: \$7,394   Crack Seal: \$303
2172	COLERIDGE DR	A	THORNDALE DR	DEAD END	A	LOW/0-5	HIGH/MEDIUM	NONE	HIGH/EXTREME	NONE	NONE	NONE	No	890.90	30	2969.66	51.69	Minor Rehab: \$41,575
2202	DAISY ST	A	WESTFIELD DR	DEAD END	A	LOW/0-5	HIGH/MEDIUM	NONE	HIGH/EXTREME	NONE	NONE	NONE	No	392.00	30	1306.67	51.69	Minor Rehab: \$18,293
971	DAVIS AVE	A	LAKESHORE DR	WADE AVE	A	LOW/0-5	HIGH/MEDIUM	NONE	HIGH/EXTREME	NONE	NONE	NONE	No	618.33	34	2335.92	51.69	Minor Rehab: \$32,703
2177	MURCHISON DR	A	BRIARCLIFF DR	CUL-DE-SAC	A	LOW/0-5	HIGH/MEDIUM	NONE	HIGH/EXTREME	NONE	NONE	NONE	No	607.14	30	2023.8	51.69	Minor Rehab: \$28,333
4917	WINTERLOCHEN DR	A	ASHLEY LN	DEAD END	A	MEDIUM/5-10	MEDIUM/LOW	MEDIUM/5-10	HIGH/EXTREME	MEDIUM/LOW	NONE	NONE	No	1399.18	30	4663.92	51.68	Minor Rehab: \$65,295   Surface Patching: \$51,303   Crack Seal: \$1,325
2378	ROLLINGWOOD DR	A	WOODRIDGE DR	BRIGHTWOOD CIR	A	LOW/0-5	HIGH/MEDIUM	LOW/0-5	HIGH/EXTREME	NONE	NONE	NONE	No	325.16	30	1083.86	51.65	Minor Rehab: \$15,174
2214	BYRD DR	A	W COLE ST	FRIENDLY RD	A	LOW/0-5	MEDIUM/MEDIUM	MEDIUM/0-5	HIGH/EXTREME	MEDIUM/LOW	NONE	NONE	No	1130.67	25	3140.74	51.65	Minor Rehab: \$43,970   Surface Patching: \$18,844   Crack Seal: \$1,071
2233	ROWAN ST	A	MERRY ST	WELLONS AVE	A	MEDIUM/10-25	NONE	NONE	HIGH/EXTREME	MEDIUM/LOW	NONE	NONE	No	398.82	30	1329.41	51.64	Minor Rehab: \$18,612   Surface Patching: \$15,953
5050	QUEENSBURY CT	A	CANTERBURY DR	KINGSWAY DR	A	LOW/0-5	HIGH/MEDIUM	NONE	HIGH/EXTREME	NONE	NONE	NONE	No	812.59	30	2708.63	51.60	Minor Rehab: \$37,921   Crack Seal: \$769
4893	E DUKE ST	A	W DUKE ST	S WILSON AVE	A	MEDIUM/0-5	MEDIUM/LOW	MEDIUM/0-5	HIGH/EXTREME	MEDIUM/LOW	NONE	NONE	No	391.44	22	956.86	51.58	Minor Rehab: \$13,396   Surface Patching: \$6,698   Crack Seal: \$371
4880	E GODWIN ST	A	S ELM AVE	S WASHINGTON AVE	A	LOW/0-5	HIGH/MEDIUM	MEDIUM/0-5	HIGH/EXTREME	NONE	NONE	NONE	No	363.72	20	808.26	51.54	Minor Rehab: \$11,316   Surface Patching: \$808
4494	N RAILROAD AVE	A	E EDGERTON ST	E HARNETT ST	A	MEDIUM/5-10	MEDIUM/MEDIUM	LOW/0-5	HIGH/EXTREME	NONE	NONE	NONE	No	367.78	20	817.29	51.54	Minor Rehab: \$11,442   Surface Patching: \$2,452   Crack Seal: \$348
2208	VILLAGE SQUARE DR	A	GREENWICH CT	CUL-DE-SAC	A	MEDIUM/5-10	MEDIUM/MEDIUM	LOW/0-5	HIGH/EXTREME	NONE	NONE	NONE	No	668.19	26	1930.32	51.54	Minor Rehab: \$27,024   Surface Patching: \$5,791   Crack Seal: \$633
908	FRIENDLY RD	A	TRACY LN	N PARK AVE	A	LOW/0-5	NONE	NONE	LOW/EXTREME	NONE	NONE	NONE	No	307.24	20	682.75	51.53	Minor Rehab: \$9,559
2347	COOPER ST	A	DAVIS AVE	WADE AVE	A	MEDIUM/0-5	HIGH/MEDIUM	NONE	HIGH/EXTREME	NONE	NONE	NONE	No	643.87	25	1788.53	51.50	Minor Rehab: \$25,039   Surface Patching: \$1,789   Crack Seal: \$610
7423	E PEARSALL ST	A	S WILSON AVE	E PEARSALL ST	A	LOW/0-5	MEDIUM/MEDIUM	NONE	HIGH/EXTREME	NONE	NONE	NONE	Yes	365.35	21	852.49	51.49	Minor Rehab: \$11,935   Crack Seal: \$346
5051	KINGSWAY DR	A	CANTERBURY DR	QUEENSBURY CT	A	LOW/5-10	HIGH/MEDIUM	LOW/0-5	HIGH/EXTREME	NONE	NONE	NONE	No	1293.95	30	4313.15	51.49	Minor Rehab: \$60,384
2518	OAKDALE DR	A	AMMONS RD	DEAD END	A	LOW/5-10	MEDIUM/MEDIUM	MEDIUM/0-5	HIGH/EXTREME	MEDIUM/LOW	NONE	NONE	No	465.03	20	1033.41	51.48	Minor Rehab: \$14,468   Surface Patching: \$6,200   Crack Seal: \$440
1013	W CARR ST	A	N KING AVE	N LAYTON AVE	A	LOW/0-5	MEDIUM/HIGH	NONE	HIGH/EXTREME	NONE	NONE	NONE	No	378.52	21	883.21	51.44	Minor Rehab: \$12,365
9677	PEACE ST	A	FAIRGROUND RD	DEAD END	A	MEDIUM/0-5	MEDIUM/MEDIUM	LOW/0-5	HIGH/EXTREME	HIGH/LOW	NONE	NONE	No	1042.70	18	2085.41	51.43	Minor Rehab: \$29,196   Surface Patching: \$2,085   Crack Seal: \$987
4856	E POPE ST	A	SPRING BRANCH RD	S LITTLE AVE	A	LOW/0-5	MEDIUM/HIGH	LOW/0-5	HIGH/EXTREME	NONE	NONE	NONE	No	300.76	20	668.35	51.40	Minor Rehab: \$9,357
2305	W HARNETT ST	A	N KING AVE	N LAYTON AVE	A	MEDIUM/0-5	NONE	LOW/0-5	LOW/EXTREME	NONE	NONE	NONE	Yes	377.39	30	1257.96	51.38	Minor Rehab: \$17,611   Surface Patching: \$1,258
907	FRIENDLY RD	A	CURRITUCK AVE	BROOKWOOD AVE	A	LOW/5-10	NONE	NONE	LOW/EXTREME	NONE	NONE	NONE	No	350.84	21	818.62	51.36	Minor Rehab: \$11,461
5004	FRIENDLY RD	A	MAPLE AVE	OAKWOOD AVE	A	LOW/5-10	NONE	NONE	LOW/EXTREME	NONE	NONE	NONE	No	364.11	23	930.49	51.36	Minor Rehab: \$13,027
999	LAKESHORE DR	A	CAROLINA DR	QUEENS AVE	A	LOW/5-10	HIGH/MEDIUM	LOW/5-10	HIGH/EXTREME	NONE	NONE	NONE	No	417.87	34	1578.63	51.36	Minor Rehab: \$22,101
2255	W PEARSALL ST	A	S ELLIS AVE	S ORANGE AVE	A	LOW/5-10	MEDIUM/MEDIUM	NONE	HIGH/EXTREME	NONE	NONE	NONE	Yes	356.35	35	1385.82	51.36	Minor Rehab: \$19,401   Crack Seal: \$337
2383	PINE ST	A	SYCAMORE ST	HOLLY AVE	A	MEDIUM/5-10	MEDIUM/MEDIUM	MEDIUM/0-5	HIGH/EXTREME	MEDIUM/LOW	NONE	NONE	No	695.98	30	2319.94	51.29	Minor Rehab: \$32,479   Surface Patching: \$20,880   Crack Seal: \$659
2170	LEBANON PL	A	MARLOWE DR	CUL-DE-SAC	A	LOW/0-5	HIGH/MEDIUM	LOW/0-5	HIGH/EXTREME	NONE	NONE	NONE	No	300.79	30	1002.62	51.29	Minor Rehab: \$14,037   Crack Seal: \$285
2401	N WILSON AVE	A	E EDGERTON ST	E HARNETT ST	A	MEDIUM/0-5	HIGH/LOW	LOW/0-5	HIGH/EXTREME	NONE	NONE	LOW/50-75	Yes	375.13	42	1750.59	51.29	Minor Rehab: \$24,508   Surface Patching: \$1,751   Crack Seal: \$355
7458	N WILSON AVE	A	N WILSON AVE	E WAKE ST	A	HIGH/5-10	HIGH/LOW	MEDIUM/0-5	HIGH/EXTREME	NONE	NONE	NONE	No	919.79	20	2043.98	51.26	Full Depth Patching: \$15,330   Minor Rehab: \$28,616   Surface Patching: \$2,044   Crack



2359	JUPITER DR	A	MOON CIR	DEAD END	A	MEDIUM/10-25	MEDIUM/MEDIUM	LOW/0-5	HIGH/EXTREME	NONE	NONE	MEDIUM/0-5	No	1424.26	31	4905.78	51.08	Minor Rehab: \$68,681   Surface Patching: \$34,340   Crack Seal: \$1,349
4814	BEST ST	A	S CLINTON AVE	S MAGNOLIA AVE	A	MEDIUM/10-25	MEDIUM/LOW	NONE	HIGH/EXTREME	NONE	NONE	MEDIUM/10-25	No	376.98	20	837.74	51.07	Minor Rehab: \$11,728   Surface Patching: \$5,864   Crack Seal: \$357
4963	S ASHE AVE	A	W BROAD ST	W CUMBERLAND ST	A	LOW/0-5	MEDIUM/HIGH	NONE	HIGH/EXTREME	NONE	NONE	MEDIUM/5-10	No	345.97	22	845.7	51.07	Minor Rehab: \$11,840   Crack Seal: \$328
5001	FRIENDLY RD	A	FRIENDLY RD	FRIENDLY RD	A	HIGH/5-10	MEDIUM/MEDIUM	MEDIUM/5-10	HIGH/EXTREME	NONE	NONE	MEDIUM/0-5	No	331.01	20	735.58	51.04	Full Depth Patching: \$5,517   Minor Rehab: \$10,298   Surface Patching: \$2,207   Crack Seal: \$313
2438	S KING AVE	A	W POPE ST	W BAY ST	A	MEDIUM/10-25	MEDIUM/LOW	LOW/0-5	HIGH/EXTREME	NONE	NONE	MEDIUM/10-25	Yes	352.73	26	1018.99	51.04	Minor Rehab: \$14,266   Surface Patching: \$7,133   Crack Seal: \$334
2500	E TOWNSEND ST	A	E CARR ST	DEAD END	A	MEDIUM/10-25	MEDIUM/LOW	MEDIUM/0-5	HIGH/EXTREME	MEDIUM/LOW	NONE	MEDIUM/5-10	No	878.56	21	2049.97	51.03	Minor Rehab: \$28,700   Surface Patching: \$26,650   Crack Seal: \$832
893	FRIENDLY RD	A	BROOKWOOD AVE	MAPLE AVE	A	LOW/5-10	MEDIUM/LOW	NONE	LOW/EXTREME	NONE	NONE	MEDIUM/50-75	No	348.03	20	773.39	51.03	Minor Rehab: \$10,827   Crack Seal: \$330
910	FRIENDLY RD	A	GUY AVE	WELLONS AVE	A	MEDIUM/5-10	NONE	NONE	LOW/EXTREME	NONE	NONE	MEDIUM/50-75	No	360.61	20	801.36	51.03	Minor Rehab: \$11,219   Surface Patching: \$2,404
2302	W HARNETT ST	A	N LAYTON AVE	N MCKAY AVE	A	MEDIUM/5-10	NONE	NONE	LOW/EXTREME	NONE	NONE	MEDIUM/50-75	Yes	357.00	30	1189.99	51.03	Minor Rehab: \$16,660   Surface Patching: \$3,570
5091	DUBOIS CIR	A	E VANCE ST	CUL-DE-SAC	A	MEDIUM/0-5	HIGH/MEDIUM	NONE	HIGH/EXTREME	MEDIUM/LOW	NONE	NONE	No	380.14	20	844.76	51.01	Minor Rehab: \$11,827   Surface Patching: \$5,069
2339	E GRANVILLE ST	A	N JACKSON ST	E JOHNSON ST	A	LOW/0-5	HIGH/MEDIUM	LOW/0-5	HIGH/EXTREME	LOW/LOW	NONE	MEDIUM/5-10	No	490.70	21	1144.98	51.01	Minor Rehab: \$16,030   Crack Seal: \$465
2490	S WILMINGTON AVE	A	E DUKE ST	CUL-DE-SAC	A	MEDIUM/10-25	MEDIUM/LOW	LOW/5-10	HIGH/EXTREME	MEDIUM/LOW	NONE	MEDIUM/5-10	No	161.66	56	1005.91	51.00	Minor Rehab: \$14,083   Surface Patching: \$12,071   Crack Seal: \$153
4923	N KING AVE	A	W BROAD ST	W EDGERTON ST	A	LOW/0-5	HIGH/LOW	NONE	LOW/EXTREME	NONE	NONE	MEDIUM/50-75	Yes	366.34	26	1058.32	50.99	Minor Rehab: \$14,816   Crack Seal: \$347
7437	E CLEVELAND ST	A	E CLEVELAND ST	N MAGNOLIA AVE	A	MEDIUM/10-25	HIGH/LOW	LOW/0-5	HIGH/EXTREME	NONE	NONE	MEDIUM/10-25	No	374.28	20	831.74	50.91	Minor Rehab: \$11,644   Surface Patching: \$5,822   Crack Seal: \$354
2343	CREPE MYRTLE LN	A	LAKESHORE DR	DEAD END	A	MEDIUM/5-10	HIGH/MEDIUM	NONE	HIGH/EXTREME	NONE	NONE	MEDIUM/5-10	No	563.37	34	2128.31	50.90	Minor Rehab: \$29,796   Surface Patching: \$6,385   Crack Seal: \$533
914	FRIENDLY RD	A	WELLONS AVE	BYRD DR	A	MEDIUM/5-10	NONE	MEDIUM/0-5	LOW/EXTREME	NONE	NONE	MEDIUM/50-75	No	611.23	27	1833.7	50.90	Minor Rehab: \$25,672   Surface Patching: \$7,335
915	FRIENDLY RD	A	BYRD DR	CURRITUCK AVE	A	MEDIUM/5-10	NONE	MEDIUM/0-5	LOW/EXTREME	NONE	NONE	MEDIUM/50-75	No	575.87	27	1727.6	50.90	Minor Rehab: \$24,186   Surface Patching: \$6,911
2431	S LAYTON AVE	A	W POPE ST	W BAY ST	A	MEDIUM/5-10	HIGH/MEDIUM	NONE	HIGH/EXTREME	NONE	NONE	MEDIUM/5-10	Yes	350.91	25	974.76	50.90	Minor Rehab: \$13,647   Surface Patching: \$2,924   Crack Seal: \$332
2491	N LITTLE AVE	A	E HARNETT ST	E VANCE ST	A	MEDIUM/10-25	HIGH/LOW	MEDIUM/0-5	HIGH/EXTREME	HIGH/LOW	NONE	NONE	No	380.02	20	844.48	50.90	Minor Rehab: \$11,823   Surface Patching: \$6,755   Crack Seal: \$360
4894	E DUKE ST	A	S WILSON AVE	E DUKE ST	A	MEDIUM/5-10	NONE	NONE	HIGH/EXTREME	NONE	NONE	MEDIUM/25-50	No	366.41	21	854.95	50.86	Minor Rehab: \$11,969   Surface Patching: \$2,565
3304	E WAKE ST	A	STONEY RUN DR	CORINTH AVE	A	HIGH/10-25	NONE	NONE	HIGH/EXTREME	NONE	NONE	MEDIUM/5-10	No	402.64	23	1028.96	50.86	Full Depth Patching: \$18,007   Minor Rehab: \$14,405   Crack Seal: \$381
3376	ROLLINGWOOD DR	A	BRIGHTWOOD CIR	BRANDYWOOD DR	A	HIGH/10-25	MEDIUM/LOW	NONE	HIGH/EXTREME	NONE	NONE	NONE	No	627.73	30	2092.44	50.86	Full Depth Patching: \$36,618   Minor Rehab: \$29,294   Crack Seal: \$594
8953	CURRITUCK AVE	A	BRUNSWICK DR	ROWAN ST	A	MEDIUM/5-10	MEDIUM/MEDIUM	MEDIUM/0-5	HIGH/EXTREME	HIGH/LOW	NONE	MEDIUM/5-10	No	922.88	30	3076.27	50.85	Minor Rehab: \$43,068   Surface Patching: \$12,305   Crack Seal: \$874
2440	S KING AVE	A	W BAY ST	W CANARY ST	A	HIGH/10-25	NONE	LOW/0-5	HIGH/EXTREME	NONE	NONE	MEDIUM/5-10	Yes	344.12	26	994.12	50.82	Full Depth Patching: \$17,397   Minor Rehab: \$13,918   Crack Seal: \$326
6303	MAPLE AVE	A	FRIENDLY RD	DELANO ST	A	MEDIUM/10-25	MEDIUM/MEDIUM	MEDIUM/0-5	HIGH/EXTREME	NONE	NONE	MEDIUM/5-10	No	595.49	18	1190.98	50.80	Minor Rehab: \$16,674   Surface Patching: \$9,528   Crack Seal: \$564
2501	E TOWNSEND ST	A	CASWELL ST	E JOHNSON ST	A	MEDIUM/5-10	MEDIUM/MEDIUM	MEDIUM/0-5	HIGH/EXTREME	LOW/LOW	NONE	MEDIUM/10-25	No	282.39	20	627.54	50.79	Minor Rehab: \$8,786   Surface Patching: \$2,511   Crack Seal: \$267
2231	N PARK AVE	A	WESTHAVEN ST	DEAD END	A	MEDIUM/5-10	HIGH/MEDIUM	NONE	HIGH/EXTREME	MEDIUM/LOW	NONE	NONE	No	538.11	30	1793.7	50.72	Minor Rehab: \$25,112   Surface Patching: \$14,350
4943	COVINGTON LN	A	S ELM AVE	CUL-DE-SAC	A	MEDIUM/10-25	MEDIUM/MEDIUM	NONE	HIGH/EXTREME	MEDIUM/LOW	NONE	MEDIUM/0-5	No	692.31	24	1846.16	50.67	Minor Rehab: \$25,846   Surface Patching: \$22,154   Crack Seal: \$656
2524	E WAKE ST	A	CORINTH AVE	DEAD END	A	MEDIUM/25-50	NONE	NONE	HIGH/EXTREME	NONE	NONE	NONE	No	452.40	23	1156.13	50.67	Minor Rehab: \$16,186
2228	N PARK AVE	A	W CARR ST	W SURLS ST	A	HIGH/5-10	MEDIUM/MEDIUM	MEDIUM/0-5	HIGH/EXTREME	NONE	NONE	MEDIUM/10-25	No	690.90	23	1765.64	50.66	Full Depth Patching: \$13,242   Minor Rehab: \$24,719   Crack Seal: \$654
2468	W PEARSALL ST	A	S MCKAY AVE	S ELLIS AVE	A	MEDIUM/5-10	MEDIUM/HIGH	NONE	HIGH/EXTREME	NONE	NONE	MEDIUM/5-10	No	346.64	35	1348.04	50.65	Minor Rehab: \$18,873   Surface Patching: \$4,044   Crack Seal: \$328
2285	CASCADE CIR	A	CRESTVIEW DR	DEAD END	A	MEDIUM/10-25	NONE	LOW/25-50	HIGH/EXTREME	MEDIUM/LOW	NONE	MEDIUM/0-5	No	299.36	30	997.88	50.61	Minor Rehab: \$13,970   Surface Patching: \$11,974   Crack Seal: \$283
2439	S LAYTON AVE	A	W BAY ST	W CANARY ST	A	MEDIUM/5-10	HIGH/MEDIUM	MEDIUM/0-5	HIGH/EXTREME	LOW/LOW	NONE	MEDIUM/5-10	Yes	334.27	40	1485.62	50.59	Minor Rehab: \$20,799   Surface Patching: \$5,943   Crack Seal: \$317
7474	N MCKAY AVE	A	W COLE ST	N MCKAY AVE	A	MEDIUM/10-25	HIGH/MEDIUM	NONE	HIGH/EXTREME	NONE	NONE	NONE	Yes	378.40	38	1597.69	50.58	Minor Rehab: \$22,368   Surface Patching: \$11,184
809	HOLLY AVE	A	SAINT ST	DEAD END	A	MEDIUM/0-5	HIGH/MEDIUM	MEDIUM/5-10	HIGH/EXTREME	MEDIUM/LOW	NONE	MEDIUM/0-5	No	627.80	36	2511.19	50.57	Minor Rehab: \$35,157   Surface Patching: \$22,601   Crack Seal: \$595
2176	CHAUCER CT	A	MARLOWE DR	DEAD END	A	LOW/0-5	HIGH/HIGH	NONE	HIGH/EXTREME	NONE	NONE	NONE	No	429.91	30	1433.03	50.53	Minor Rehab: \$20,062
4884	E GODWIN ST	A	S WASHINGTON AVE	DEAD END	A	HIGH/5-10	MEDIUM/MEDIUM	MEDIUM/5-10	HIGH/EXTREME	NONE	NONE	MEDIUM/10-25	No	494.42	22	1208.59	50.53	Full Depth Patching: \$9,064   Minor Rehab: \$16,920   Surface Patching: \$3,626   Crack Seal: \$468
2232	N PARK AVE	A	WESTHAVEN ST	FRIENDLY RD	A	LOW/0-5	HIGH/HIGH	NONE	HIGH/EXTREME	NONE	NONE	NONE	No	398.07	30	1326.89	50.53	Minor Rehab: \$18,576
2471	N KING AVE	A	W JOHNSON ST	W COLE ST	A	MEDIUM/25-50	NONE	MEDIUM/0-5	HIGH/EXTREME	NONE	NONE	NONE	No	679.75	20	1510.56	50.50	Minor Rehab: \$21,148   Surface Patching: \$1,511
2112	E JOHNSON ST	A	E WAKE ST	SATURN ST	A	MEDIUM/0-5	MEDIUM/HIGH	NONE	HIGH/EXTREME	NONE	NONE	MEDIUM/10-25	No	1752.42	20	3894.26	50.49	Minor Rehab: \$54,520   Surface Patching: \$3,894   Crack Seal: \$1,659
2171	SHELLY DR	A	MARLOWE DR	CUL-DE-SAC	A	LOW/0-5	HIGH/HIGH	LOW/0-5	HIGH/EXTREME	NONE	NONE	NONE	No	376.02	31	1295.18	50.49	Minor Rehab: \$18,133
4492	E EDGERTON ST	A	W EDGERTON ST	N WILSON AVE	A	MEDIUM/5-10	HIGH/MEDIUM	NONE	HIGH/EXTREME	NONE	NONE	MEDIUM/10-25	Yes	405.55	44	1982.7	50.44	Minor Rehab: \$27,758   Surface Patching: \$5,948   Crack Seal: \$384
2168	MARLOWE DR	A	COLERIDGE DR	CHAUCER CT	A	LOW/0-5	MEDIUM/MEDIUM	NONE	LOW/EXTREME	NONE	NONE	MEDIUM/50-75	No	261.83	30	872.78	50.43	Minor Rehab: \$12,219   Crack Seal: \$248
3878	CORINTH AVE	A	E WAKE ST	DEAD END	A	HIGH/10-25	NONE	NONE	HIGH/EXTREME	HIGH/LOW	NONE	NONE	No	1102.30	22	2694.5	50.42	Full Depth Patching: \$47,154   Minor Rehab: \$37,723
811	HOLLY AVE	A	FAIRGROUND RD	PINE ST	A	MEDIUM/0-5	HIGH/HIGH	NONE	HIGH/EXTREME	NONE	NONE	NONE	No	512.60	36	2050.41	50.42	Minor Rehab: \$28,706   Surface Patching: \$2,050
4047	S SAMPSON AVE	A	E GODWIN ST	JACKSON RD	A	HIGH/5-10	HIGH/MEDIUM	LOW/0-5	HIGH/EXTREME	MEDIUM/LOW	NONE	NONE	No	1051.02	18	2102.03	50.37	Full Depth Patching: \$15,765   Minor Rehab: \$29,428   Surface Patching: \$10,510
2470	W PEARSALL ST	A	S KING AVE	S LAYTON AVE	A	NONE	NONE	NONE	MEDIUM/EXTREME	NONE	NONE	MEDIUM/50-75	Yes	358.76	26	1036.41	50.33	Minor Rehab: \$14,510
4640	E PEARSALL ST	A	S RAILROAD AVE	W PEARSALL ST	A	LOW/0-5	MEDIUM/MEDIUM	NONE	HIGH/EXTREME	NONE	NONE	MEDIUM/25-50	Yes	392.45	27	1177.36	50.32	Minor Rehab: \$16,483   Crack Seal: \$372
2153	SUE AVE	A	ERWIN RD	JOY ST	A	LOW/0-5	MEDIUM/MEDIUM	NONE	HIGH/EXTREME	NONE	NONE	MEDIUM/25-50	No	319.05	30	1063.51	50.32	Minor Rehab: \$14,889   Crack Seal: \$302
2273	W POPE ST	A	S LAYTON AVE	S MCKAY AVE	A	MEDIUM/0-5	MEDIUM/MEDIUM	LOW/0-5	HIGH/EXTREME	MEDIUM/MEDIUM	NONE	MEDIUM/10-25	Yes	355.41	22	868.77	50.32	Minor Rehab: \$12,163   Surface Patching: \$869   Crack Seal: \$337
2307	W HARNETT ST	A	N WATAUGA AVE	N ASHE AVE	A	MEDIUM/0-5	HIGH/HIGH	LOW/0-5	HIGH/EXTREME	NONE	NONE	MEDIUM/0-5	No	425.12	21	991.95	50.30	Minor Rehab: \$13,887   Surface Patching: \$992   Crack Seal: \$403
4649	E DIVINE ST	A	S LITTLE AVE	S SAMPSON AVE	A	HIGH/10-25	MEDIUM/LOW	LOW/0-5	HIGH/EXTREME	MEDIUM/LOW	NONE	MEDIUM/0-5	No	906.20	30	3020.67	50.25	Full Depth Patching: \$52,862   Minor Rehab: \$42,289   Surface Patching: \$15,103   Crack Seal: \$858
4807	N FAYETTEVILLE AVE	A	W HARNETT ST	W VANCE ST	A	HIGH/5-10	NONE	NONE	HIGH/EXTREME	LOW/LOW	NONE	MEDIUM/25-50	Yes	363.75	44	1778.31	50.24	Full Depth Patching: \$13,337   Minor Rehab: \$24,896
4984	S KING AVE	A	W BROAD ST	W CUMBERLAND ST	A	MEDIUM/5-10	HIGH/MEDIUM	NONE	HIGH/EXTREME	LOW/LOW	NONE	MEDIUM/10-25	Yes	371.34	42	1732.93	50.21	Minor Rehab: \$24,261   Surface Patching: \$5,199   Crack Seal: \$352
4865	S MAGNOLIA AVE	A	S MAGNOLIA AVE	E BAY ST	A	MEDIUM/0-5	NONE	NONE	MEDIUM/EXTREME	NONE	NONE	MEDIUM/50-75	Yes	360.91	42	1684.25	50.17	Minor Rehab: \$23,580   Surface Patching: \$1,684
4820	S LEE AVE	A	E CUMBERLAND ST	E BROAD ST	A	HIGH/10-25	NONE	HIGH/0-5	HIGH/EXTREME	MEDIUM/LOW	NONE	MEDIUM/5-10	No	416.58	22	1018.3	50.15	Full Depth Patching: \$17,820   Minor Rehab: \$14,256   Surface Patching: \$5,092   Crack Seal: \$394
7426	E DIVINE ST	A	S WILSON AVE	E DIVINE ST	A	MEDIUM/0-5	NONE	LOW/0-5	MEDIUM/EXTREME	NONE	NONE	MEDIUM/50-75	Yes	367.09	43	1753.88	50.13	Minor Rehab: \$24,554   Surface Patching: \$1,754
2519	LILLY ST	A	S ELM AVE	MAY ST	A	HIGH/10-25	MEDIUM/MEDIUM	NONE	HIGH/EXTREME	NONE	NONE	MEDIUM/0-5	No	1314.21	30	4380.7	50.11	Full Depth Patching: \$76,662   Minor Rehab: \$61,330   Crack Seal: \$1,245
4950	S ELM AVE	A	E BROAD ST	E CUMBERLAND ST	A	LOW/5-10	NONE	NONE	MEDIUM/EXTREME	NONE	NONE	MEDIUM/50-75	Yes	368.52	20	818.93	50.11	Minor Rehab: \$11,465
2209	DELANO ST	A	MAPLE AVE	OAKWOOD AVE	A	MEDIUM/10-25	MEDIUM/HIGH	NONE	HIGH/EXTREME	NONE	NONE	MEDIUM/5-10	No	340.09	20	755.75	50.04	Minor Rehab: \$10,581   Surface Patching: \$5,290   Crack Seal: \$322
2332	E VANCE ST	A	DUBOIS CIR	CUL-DE-SAC	A	MEDIUM/0-5	HIGH/HIGH	LOW/0-5	HIGH/EXTREME	LOW/LOW	NONE	NONE	No	158.18	24	421.81	50.04	Minor Rehab: \$5,905   Surface Patching: \$422
7163	E BROAD ST	A	STONEY RUN DR	EXIT RAMP 73 S	A	LOW/5-10	HIGH/HIGH	NONE	HIGH/EXTREME	LOW/LOW	NONE	NONE	No	137.15	28	426.69	50.03	Minor Rehab: \$5,974
4018	JESSIE TART CIR	A	E CUMBERLAND ST	DEAD END	A	MEDIUM/25-50	NONE	HIGH/0-5	HIGH/EXTREME	NONE	NONE	MEDIUM/5-10	No	397.38	35	1545.36	50.03	Full Depth Patching: \$3,863   Minor Rehab: \$21,635   Crack Seal: \$376
10684	N RAILROAD AVE	A	E BROAD ST	E EDGERTON ST	A	LOW/5-10	HIGH/HIGH	NONE	HIGH/EXTREME	NONE	NONE	MEDIUM/5-10	Yes	372.56	24	993.5	50.03	Minor Rehab: \$13,909   Crack Seal: \$353
982	LAKESHORE DR	A	WESTBROOK AVE	DAVIS AVE	A	LOW/0-5	HIGH/HIGH	LOW/5-10	HIGH/EXTREME	NONE	NONE	MEDIUM/5-10	No	471.23	34	1780.19	49.99	Major Rehab: \$40,944   Crack Seal: \$446
6306	BROOKWOOD AVE	A	DELANO ST	FRIENDLY RD	A	MEDIUM/25-50	MEDIUM/LOW	NONE	HIGH/EXTREME	NONE	NONE	MEDIUM/5-10	No	619.89	20	1377.53	49.99	Major Rehab: \$31,683   Crack Seal: \$587
4840	N HOLLAND AVE	A	E EDGERTON ST	E HARNETT ST	A	HIGH/10-25	LOW/LOW	HIGH/0-5	HIGH/EXTREME	HIGH/								

4638	E BROAD ST	A	N LEE AVE	N HOLLAND AVE	A	MEDIUM/5-10	HIGH/HIGH	NONE	HIGH/EXTREME	NONE	NONE	MEDIUM/5-10	No	824.05	44	4028.67	49.74	Major Rehab: \$92,659   Surface Patching: \$12,086   Crack Seal: \$780
2549	QUEENS AVE	A	LAKESHORE DR	COOPER ST	A	MEDIUM/10-25	MEDIUM/LOW	LOW/0-5	HIGH/EXTREME	LOW/LOW	NONE	MEDIUM/25-50	No	1906.51	34	7202.38	49.70	Major Rehab: \$165,655   Surface Patching: \$50,417   Crack Seal: \$1,805
4983	S LAYTON AVE	A	W CUMBERLAND ST	W DIVINE ST	A	NONE	HIGH/HIGH	NONE	HIGH/EXTREME	NONE	NONE	MEDIUM/10-25	Yes	373.11	42	1741.17	49.69	Major Rehab: \$40,047   Crack Seal: \$353
4959	E BROAD ST	A	N HOLLAND AVE	STONEY RUN DR	A	MEDIUM/5-10	HIGH/HIGH	MEDIUM/0-5	HIGH/EXTREME	NONE	NONE	MEDIUM/5-10	No	277.94	20	617.64	49.64	Major Rehab: \$14,206   Surface Patching: \$2,471   Crack Seal: \$263
2413	N MCKAY AVE	A	W SURLS ST	W COLE ST	A	MEDIUM/25-50	MEDIUM/MEDIUM	NONE	HIGH/EXTREME	NONE	NONE	NONE	No	341.40	21	796.59	49.61	Major Rehab: \$18,322   Crack Seal: \$323
7909	E JOHNSON ST	A	BURKE ST	E GRANVILLE ST	A	LOW/0-5	MEDIUM/LOW	LOW/0-5	MEDIUM/EXTREME	LOW/LOW	NONE	MEDIUM/50-75	No	298.37	21	696.2	49.59	Major Rehab: \$16,013   Crack Seal: \$283
2382	BRIGHTWOOD CIR	A	ROLLINGWOOD DR	CUL-DE-SAC	A	HIGH/10-25	HIGH/MEDIUM	MEDIUM/0-5	HIGH/EXTREME	NONE	NONE	MEDIUM/5-10	No	233.48	30	778.27	49.36	Full Depth Patching: \$13,620   Major Rehab: \$17,900   Surface Patching: \$778   Crack Seal: \$221
2113	E JOHNSON ST	A	SATURN ST	CAROLINA DR	A	MEDIUM/5-10	HIGH/HIGH	NONE	HIGH/EXTREME	NONE	NONE	MEDIUM/10-25	No	735.41	20	1634.25	49.28	Major Rehab: \$37,588   Surface Patching: \$4,903   Crack Seal: \$696
4968	S GENERAL LEE AVE	A	W BROAD ST	W CUMBERLAND ST	A	MEDIUM/5-10	HIGH/HIGH	NONE	HIGH/EXTREME	NONE	NONE	MEDIUM/10-25	No	371.47	22	908.04	49.28	Major Rehab: \$20,885   Surface Patching: \$2,724   Crack Seal: \$352
810	HOLLY AVE	A	PINE ST	SAINT ST	A	MEDIUM/0-5	HIGH/HIGH	MEDIUM/5-10	HIGH/EXTREME	HIGH/LOW	NONE	MEDIUM/0-5	No	366.98	36	1467.93	49.18	Major Rehab: \$33,762   Surface Patching: \$5,872   Crack Seal: \$348
10683	S RAILROAD AVE	A	W CUMBERLAND ST	E BROAD ST	A	NONE	NONE	NONE	HIGH/EXTREME	NONE	NONE	MEDIUM/50-75	Yes	370.31	22	905.21	49.17	Major Rehab: \$20,820
2262	W CARR ST	A	N ORANGE AVE	N GENERAL LEE AVE	A	HIGH/10-25	HIGH/MEDIUM	MEDIUM/5-10	HIGH/EXTREME	NONE	NONE	MEDIUM/5-10	Yes	347.69	23	888.53	49.10	Full Depth Patching: \$15,549   Major Rehab: \$20,436   Surface Patching: \$2,666   Crack Seal: \$329
4955	E BROAD ST	A	N WILMINGTON AVE	N SAMPSON AVE	A	HIGH/10-25	HIGH/MEDIUM	LOW/0-5	HIGH/EXTREME	NONE	NONE	MEDIUM/10-25	Yes	893.16	44	4366.55	49.05	Full Depth Patching: \$76,415   Major Rehab: \$100,431   Crack Seal: \$846
6337	MAPLE AVE	A	N ASHE AVE	VILLAGE SQUARE DR	A	LOW/5-10	NONE	NONE	HIGH/EXTREME	NONE	NONE	MEDIUM/50-75	No	774.51	33	2839.88	48.94	Major Rehab: \$65,317
2312	W DIVINE ST	A	S FAYETTEVILLE AVE	S KING AVE	A	LOW/5-10	NONE	NONE	HIGH/EXTREME	NONE	NONE	MEDIUM/50-75	Yes	360.77	26	1042.24	48.94	Major Rehab: \$23,972
2265	W HARNETT ST	A	N WAYNE AVE	N WATAUGA AVE	A	MEDIUM/25-50	NONE	NONE	HIGH/EXTREME	NONE	NONE	MEDIUM/25-50	No	377.02	21	879.72	48.94	Major Rehab: \$20,234
5042	JOY ST	A	SUE AVE	S POWELL AVE	A	LOW/0-5	HIGH/HIGH	NONE	HIGH/EXTREME	NONE	NONE	MEDIUM/25-50	No	1054.20	30	3514.01	48.82	Major Rehab: \$80,822
2309	CARLIE C'S DR	A	N ASHE AVE	DEAD END	A	MEDIUM/25-50	HIGH/MEDIUM	MEDIUM/0-5	HIGH/EXTREME	NONE	NONE	MEDIUM/5-10	No	1111.20	24	2963.2	48.78	Major Rehab: \$68,154   Surface Patching: \$2,963   Crack Seal: \$1,052
4491	E EDGERTON ST	A	N WILSON AVE	E EDGERTON ST	A	MEDIUM/10-25	HIGH/HIGH	NONE	HIGH/EXTREME	NONE	NONE	MEDIUM/10-25	Yes	351.60	44	1718.93	48.75	Major Rehab: \$39,535   Surface Patching: \$12,033   Crack Seal: \$333
2304	W HARNETT ST	A	N ELLIS AVE	N ORANGE AVE	A	MEDIUM/10-25	HIGH/HIGH	NONE	HIGH/EXTREME	NONE	NONE	MEDIUM/10-25	Yes	347.96	44	1701.14	48.75	Major Rehab: \$39,126   Surface Patching: \$11,908   Crack Seal: \$330
4859	S MAGNOLIA AVE	A	E DIVINE ST	E PEARSALL ST	A	NONE	MEDIUM/LOW	LOW/0-5	HIGH/EXTREME	NONE	NONE	MEDIUM/50-75	Yes	371.47	44	1816.07	48.74	Major Rehab: \$41,770   Crack Seal: \$352
4480	E DIVINE ST	A	W DIVINE ST	S WILSON AVE	A	MEDIUM/0-5	MEDIUM/LOW	NONE	HIGH/EXTREME	NONE	NONE	MEDIUM/50-75	Yes	39.07	43	186.68	48.65	Major Rehab: \$4,294   Surface Patching: \$187   Crack Seal: \$37
2203	MAPLE AVE	A	VILLAGE SQUARE DR	FRIENDLY RD	A	LOW/5-10	MEDIUM/LOW	NONE	HIGH/EXTREME	NONE	NONE	MEDIUM/50-75	No	625.77	34	2364.02	48.61	Major Rehab: \$54,372   Crack Seal: \$593
2178	BRIARCLIFF DR	A	MARLOWE DR	DEAD END	A	LOW/0-5	HIGH/MEDIUM	LOW/0-5	MEDIUM/EXTREME	LOW/LOW	NONE	MEDIUM/50-75	No	718.77	36	2875.08	48.48	Major Rehab: \$66,127
4858	E POPE ST	A	S LITTLE AVE	E PEARSALL ST	A	HIGH/10-25	HIGH/HIGH	LOW/0-5	HIGH/EXTREME	NONE	NONE	MEDIUM/5-10	No	1403.20	30	4677.33	48.43	Full Depth Patching: \$81,853   Major Rehab: \$107,579   Crack Seal: \$1,329
4861	S MAGNOLIA AVE	A	E PEARSALL ST	S MAGNOLIA AVE	A	NONE	MEDIUM/LOW	MEDIUM/0-5	HIGH/EXTREME	MEDIUM/LOW	NONE	MEDIUM/50-75	Yes	361.12	44	1765.49	48.16	Major Rehab: \$40,606   Surface Patching: \$10,593   Crack Seal: \$342
4808	N FAYETTEVILLE AVE	A	W EDGERTON ST	W HARNETT ST	A	MEDIUM/25-50	MEDIUM/MEDIUM	NONE	HIGH/EXTREME	NONE	NONE	MEDIUM/25-50	Yes	374.85	44	1832.59	48.15	Major Rehab: \$42,150   Crack Seal: \$355
2306	W HARNETT ST	A	N ORANGE AVE	N GENERAL LEE AVE	A	MEDIUM/25-50	HIGH/HIGH	NONE	HIGH/EXTREME	NONE	NONE	MEDIUM/5-10	Yes	349.97	44	1710.95	48.07	Major Rehab: \$39,352   Crack Seal: \$331
2308	W HARNETT ST	A	N GENERAL LEE AVE	N WAYNE AVE	A	MEDIUM/10-25	HIGH/HIGH	LOW/0-5	HIGH/EXTREME	NONE	NONE	MEDIUM/25-50	Yes	973.63	44	4759.96	47.95	Major Rehab: \$109,479   Surface Patching: \$33,320
2523	E WAKE ST	A	CAROLINA DR	N MAGNOLIA AVE	A	NONE	LOW/MEDIUM	NONE	LOW/EXTREME	HIGH/MEDIUM	NONE	NONE	No	346.13	24	923.01	47.92	Major Rehab: \$21,229
4912	JACKSON RD	A	JACKSON RD	STEWART ST	A	MEDIUM/25-50	NONE	LOW/0-5	HIGH/EXTREME	NONE	HIGH/MEDIUM	MEDIUM/10-25	No	336.13	20	746.95	47.49	Crack Seal: \$318
970	DAVIS AVE	A	WADE AVE	COOPER ST	A	MEDIUM/0-5	HIGH/MEDIUM	NONE	MEDIUM/EXTREME	HIGH/MEDIUM	NONE	NONE	No	657.31	34	2483.17	45.71	Major Rehab: \$57,113   Surface Patching: \$2,483
2357	MARS DR	A	MOON CIR	DEAD END	A	MEDIUM/5-10	MEDIUM/LOW	LOW/0-5	HIGH/EXTREME	HIGH/MEDIUM	NONE	MEDIUM/0-5	No	1209.33	30	4031.11	45.23	Major Rehab: \$92,716   Surface Patching: \$12,093   Crack Seal: \$1,145
5088	E EDGERTON ST	A	N WASHINGTON AVE	N WILMINGTON AVE	A	LOW/5-10	HIGH/EXTREME	NONE	MEDIUM/EXTREME	LOW/LOW	NONE	NONE	No	443.15	26	1280.22	43.78	Major Rehab: \$29,445
3375	BRANDYWOOD DR	A	ROLLINGWOOD DR	WOODRIDGE DR	A	HIGH/25-50	NONE	LOW/0-5	MEDIUM/EXTREME	NONE	NONE	NONE	No	127.85	28	397.76	40.28	Major Rehab: \$9,148
2430	S LAYTON AVE	A	W PEARSALL ST	W POPE ST	A	NONE	NONE	NONE	LOW/EXTREME	NONE	NONE	MEDIUM/75-100	Yes	362.84	25	1007.89	39.58	Major Rehab: \$23,181
6307	DELANO ST	A	BROOKWOOD AVE	MAPLE AVE	A	HIGH/25-50	NONE	NONE	HIGH/EXTREME	NONE	NONE	MEDIUM/5-10	No	320.53	20	712.29	38.78	Major Rehab: \$16,383   Crack Seal: \$304
4891	S SAMPSON AVE	A	E GODWIN ST	DEAD END	A	HIGH/25-50	HIGH/LOW	NONE	HIGH/EXTREME	NONE	NONE	NONE	No	447.19	18	894.37	38.61	Major Rehab: \$20,571   Crack Seal: \$423
7440	E CARR ST	A	N WILSON AVE	E CARR ST	A	HIGH/25-50	MEDIUM/LOW	LOW/0-5	HIGH/EXTREME	LOW/LOW	NONE	MEDIUM/0-5	No	353.88	23	904.37	38.39	Major Rehab: \$20,801   Crack Seal: \$335
2282	STEEPLECHASE DR	A	S ELM AVE	DEAD END	A	HIGH/25-50	MEDIUM/LOW	NONE	HIGH/EXTREME	MEDIUM/LOW	NONE	NONE	No	814.97	30	2716.56	38.26	Major Rehab: \$62,481   Surface Patching: \$13,583   Crack Seal: \$772
974	W COLE ST	A	N ORANGE AVE	N GENERAL LEE AVE	A	HIGH/25-50	MEDIUM/MEDIUM	MEDIUM/0-5	HIGH/EXTREME	NONE	NONE	NONE	No	347.15	23	887.17	37.99	Major Rehab: \$20,405   Surface Patching: \$887   Crack Seal: \$329
2310	W DIVINE ST	A	LUCKNOW SQ	S FAYETTEVILLE AVE	A	MEDIUM/50-75	MEDIUM/LOW	NONE	HIGH/EXTREME	NONE	NONE	NONE	Yes	212.50	28	661.11	37.78	Major Rehab: \$15,206   Crack Seal: \$201
6340	PONDEROSA DR	A	PONDEROSA DR	DEAD END	A	HIGH/25-50	MEDIUM/LOW	HIGH/5-10	HIGH/EXTREME	NONE	NONE	MEDIUM/5-10	Yes	1258.71	24	3356.56	37.75	Full Depth Patching: \$25,174   Major Rehab: \$77,201   Crack Seal: \$1,192
2441	S LAYTON AVE	A	W CANARY ST	W GODWIN ST	A	HIGH/25-50	HIGH/LOW	MEDIUM/0-5	HIGH/EXTREME	LOW/LOW	NONE	MEDIUM/10-25	Yes	341.30	28	1061.81	37.54	Major Rehab: \$24,422   Surface Patching: \$1,062   Crack Seal: \$323
7537	COMMERCE DR	A	CROSSOVER	W CUMBERLAND ST	A	HIGH/25-50	MEDIUM/MEDIUM	HIGH/0-5	HIGH/EXTREME	NONE	NONE	MEDIUM/10-25	No	1220.42	36	4881.67	37.24	Full Depth Patching: \$12,204   Major Rehab: \$112,278   Crack Seal: \$1,156
7434	E VANCE ST	A	N WILSON AVE	E VANCE ST	A	HIGH/25-50	NONE	HIGH/10-25	HIGH/EXTREME	NONE	NONE	MEDIUM/5-10	No	364.48	20	809.95	37.04	Full Depth Patching: \$14,174   Major Rehab: \$18,629   Crack Seal: \$345
4879	E GODWIN ST	A	E GODWIN ST	S MAGNOLIA AVE	A	HIGH/25-50	HIGH/HIGH	HIGH/0-5	HIGH/EXTREME	NONE	NONE	NONE	No	365.06	20	811.24	36.64	Full Depth Patching: \$2,028   Major Rehab: \$18,659
4484	W DUKE ST	A	S RAILROAD AVE	E DUKE ST	A	HIGH/25-50	HIGH/HIGH	MEDIUM/0-5	HIGH/EXTREME	NONE	NONE	MEDIUM/5-10	No	409.96	24	1093.23	36.50	Major Rehab: \$25,144   Surface Patching: \$1,093   Crack Seal: \$388
6341	PONDEROSA DR	A	PONDEROSA DR	DEAD END	A	HIGH/25-50	MEDIUM/LOW	HIGH/10-25	HIGH/EXTREME	MEDIUM/LOW	NONE	MEDIUM/5-10	Yes	903.57	21	2108.34	36.45	Full Depth Patching: \$36,896   Major Rehab: \$48,492   Surface Patching: \$10,542   Crack Seal: \$856
2330	E VANCE ST	A	N RAILROAD AVE	N WILSON AVE	A	HIGH/25-50	NONE	HIGH/25-50	HIGH/EXTREME	NONE	NONE	NONE	No	346.15	20	769.22	35.69	Major Rehab: \$17,692
6339	PONDEROSA DR	A	N ASHE AVE	PONDEROSA DR	A	MEDIUM/50-75	MEDIUM/MEDIUM	HIGH/5-10	HIGH/EXTREME	HIGH/MEDIUM	NONE	MEDIUM/5-10	No	1165.28	20	2589.52	33.76	Full Depth Patching: \$19,421   Major Rehab: \$59,559   Crack Seal: \$1,103
4914	JACKSON RD	A	S SAMPSON AVE	ZACHARY LN	A	NONE	HIGH/HIGH	NONE	HIGH/EXTREME	NONE	HIGH/HIGH	MEDIUM/10-25	No	321.96	20	715.47	30.22	Crack Seal: \$305
4913	JACKSON RD	A	STEWART ST	S SAMPSON AVE	A	NONE	HIGH/HIGH	MEDIUM/0-5	HIGH/EXTREME	NONE	HIGH/HIGH	MEDIUM/10-25	No	498.45	20	1107.67	30.12	Surface Patching: \$1,108   Crack Seal: \$472
1693	JACKSON RD	A	ZACHARY LN	S SAMPSON AVE	A	MEDIUM/10-25	HIGH/HIGH	MEDIUM/0-5	HIGH/EXTREME	NONE	HIGH/HIGH	MEDIUM/10-25	No	989.62	20	2199.15	29.40	Surface Patching: \$17,593   Crack Seal: \$937
7431	E HARNETT ST	A	N WILSON AVE	E HARNETT ST	A	HIGH/50-75	NONE	LOW/0-5	HIGH/HIGH	NONE	NONE	NONE	No	357.57	44	1748.13	20.03	Major Rehab: \$40,207
2390	SYCAMORE ST	A	FAIRGROUND RD	PINE ST	A	HIGH/50-75	MEDIUM/LOW	NONE	HIGH/EXTREME	NONE	NONE	NONE	No	392.08	30	1306.93	18.78	Major Rehab: \$30,059
2391	SYCAMORE ST	A	PINE ST	DEAD END	A	HIGH/50-75	HIGH/LOW	NONE	HIGH/EXTREME	NONE	NONE	NONE	No	510.24	30	1700.81	18.61	Major Rehab: \$39,119
4900	COOKE ST	A	S CLINTON AVE	DEAD END	A	HIGH/50-75	NONE	HIGH/0-5	HIGH/EXTREME	HIGH/LOW	NONE	MEDIUM/0-5	No	713.72	22	1744.66	18.02	Major Rehab: \$40,127
2498	CASWELL ST	A	E CARR ST	E TOWNSEND ST	A	HIGH/75-100	NONE	HIGH/0-5	HIGH/EXTREME	NONE	NONE	NONE	No	440.35	20	978.55	8.83	Major Rehab: \$22,507



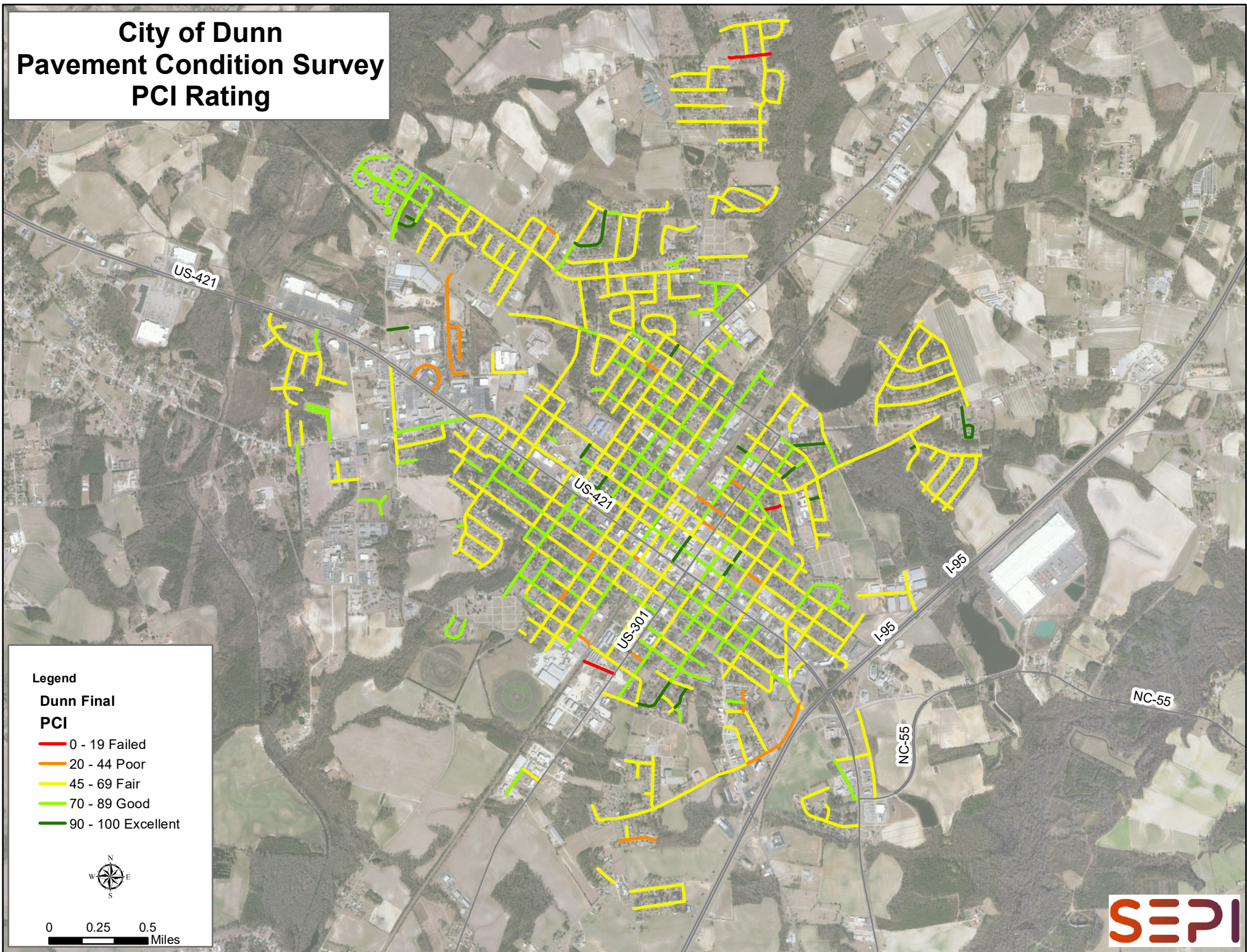
## APPENDIX C

2021 CITY OF DUNN PAVEMENT CONDITION SURVEY  
DUNN MAPS\_PCI





# City of Dunn Pavement Condition Survey PCI Rating



## Legend

### Dunn Final PCI

- 0 - 19 Failed
- 20 - 44 Poor
- 45 - 69 Fair
- 70 - 89 Good
- 90 - 100 Excellent



0 0.25 0.5  
Miles







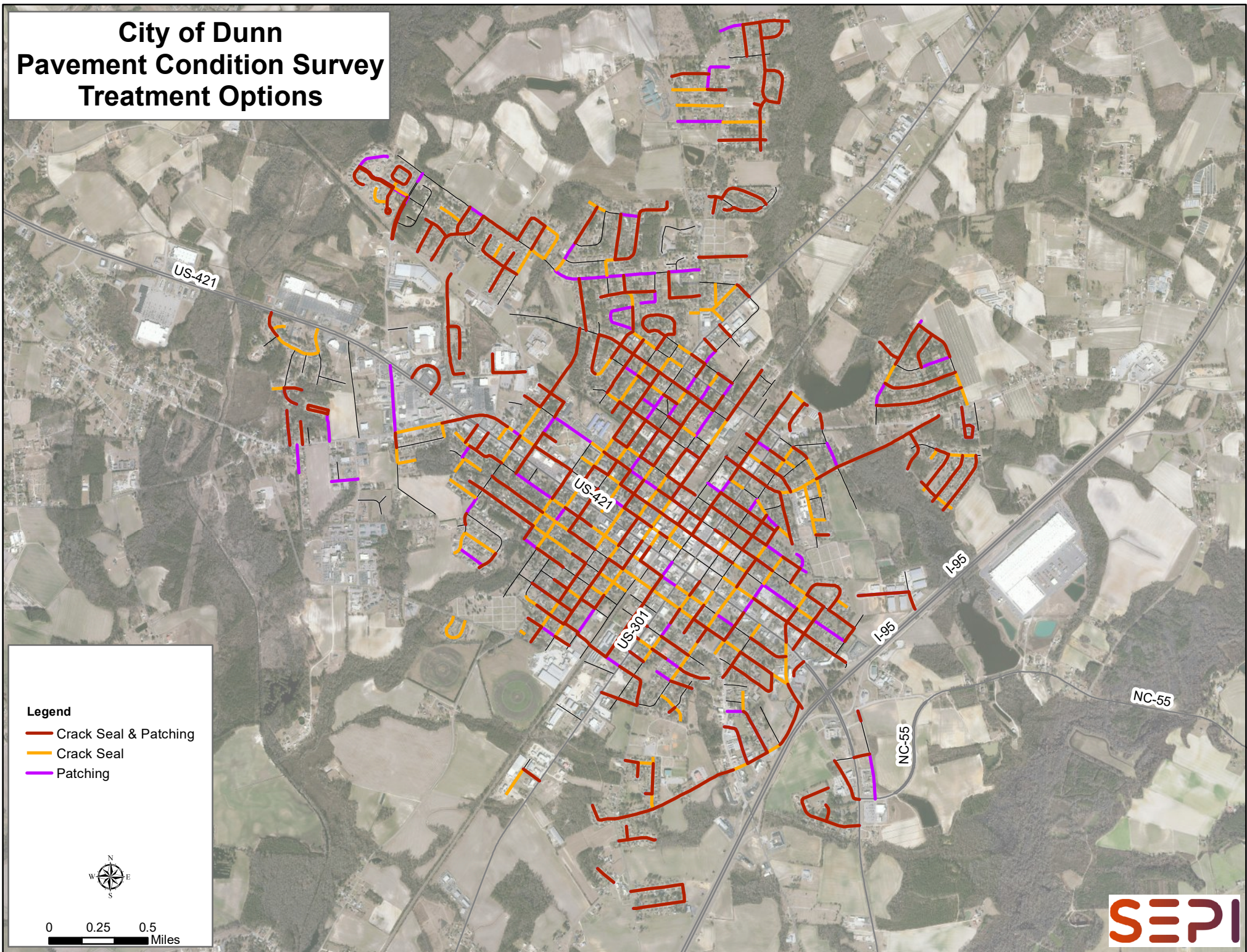
## APPENDIX D

2021 CITY OF DUNN PAVEMENT CONDITION SURVEY  
DUNN MAPS\_TREATMENTS  
PATCHING AND CRACK SEALING





# City of Dunn Pavement Condition Survey Treatment Options



- Legend**
- Crack Seal & Patching
  - Crack Seal
  - Patching



0 0.25 0.5  
Miles







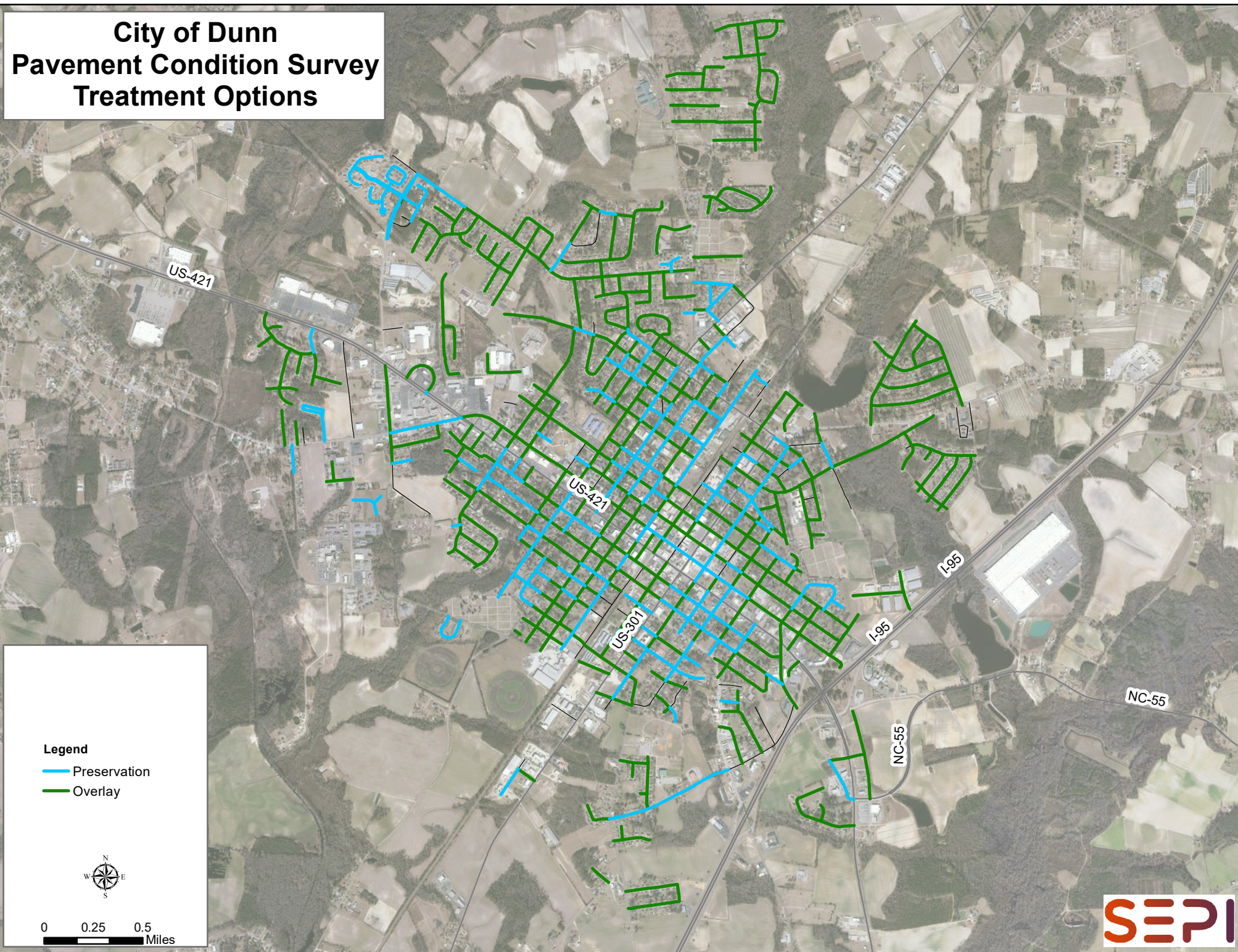
## APPENDIX E

2021 CITY OF DUNN PAVEMENT CONDITION SURVEY  
DUNN MAPS\_PAVING  
OVERLAYS AND PRESERVATION





# City of Dunn Pavement Condition Survey Treatment Options



- Legend**
- Preservation
  - Overlay



0 0.25 0.5  
Miles







## APPENDIX F

2021 CITY OF DUNN PAVEMENT CONDITION SURVEY  
DUNN DISTRESS TYPES / EXTENT DEFINITIONS





**Distress Severity/Extent Definitions  
Flexible Pavement (P)**

Distress	Rating Level		Rating Level		Rating Level	
	SEV	EXT	SEV	EXT	SEV	EXT
<b>FATIGUE CRACKING / DEFECTS (FC)</b>	LOW/0-5	0-5%	MEDIUM/0-5	0-5%	HIGH/0-5	0-5%
	LOW/5-10	5-10%	MEDIUM/5-10	5-10%	HIGH/5-10	5-10%
	LOW/10-25	10-25%	MEDIUM/10-25	10-25%	HIGH/10-25	10-25%
	LOW/25-50	25-50%	MEDIUM/25-50	25-50%	HIGH/25-50	25-50%
	LOW/50-75	50-75%	MEDIUM/50-75	50-75%	HIGH/50-75	50-75%
	LOW/75-100	75-100%	MEDIUM/75-100	75-100%	HIGH/75-100	75-100%
<b>TRANSVERSE CRACKING (TC)</b>	LOW/LOW	>100'	MEDIUM/LOW	>100'	HIGH/LOW	>100'
	LOW/MEDIUM	100'-50'	MEDIUM/MEDIUM	100'-50'	HIGH/MEDIUM	100'-50'
	LOW/HIGH	50'-25'	MEDIUM/HIGH	50'-25'	HIGH/HIGH	50'-25'
	LOW/EXTREME	<25'	MEDIUM/EXTREME	<25'	HIGH/EXTREME	<25'
<b>BLOCK CRACKING (BC)</b>	LOW/0-5	0-5%	MEDIUM/0-5	0-5%	HIGH/0-5	0-5%
	LOW/5-10	5-10%	MEDIUM/5-10	5-10%	HIGH/5-10	5-10%
	LOW/10-25	10-25%	MEDIUM/10-25	10-25%	HIGH/10-25	10-25%
	LOW/25-50	25-50%	MEDIUM/25-50	25-50%	HIGH/25-50	25-50%
	LOW/50-75	50-75%	MEDIUM/50-75	50-75%	HIGH/50-75	50-75%
	LOW/75-100	75-100%	MEDIUM/75-100	75-100%	HIGH/75-100	75-100%
<b>PATCH DETERIORATION / POTHoles (PP)</b>	LOW/0-5	0-5%	MEDIUM/0-5	0-5%	HIGH/0-5	0-5%
	LOW/5-10	5-10%	MEDIUM/5-10	5-10%	HIGH/5-10	5-10%
	LOW/10-25	10-25%	MEDIUM/10-25	10-25%	HIGH/10-25	10-25%
	LOW/25-50	25-50%	MEDIUM/25-50	25-50%	HIGH/25-50	25-50%
	LOW/50-75	50-75%	MEDIUM/50-75	50-75%	HIGH/50-75	50-75%
	LOW/75-100	75-100%	MEDIUM/75-100	75-100%	HIGH/75-100	75-100%
<b>SURFACE DEFECTS (SD)</b>	LOW/LOW	<25%	MEDIUM/LOW	<25%	HIGH/LOW	<25%
	LOW/MEDIUM	25-50%	MEDIUM/MEDIUM	25-50%	HIGH/MEDIUM	25-50%
	LOW/HIGH	50-75%	MEDIUM/HIGH	50-75%	HIGH/HIGH	50-75%
	LOW/EXTREME	75-100%	MEDIUM/EXTREME	75-100%	HIGH/EXTREME	75-100%
<b>RUTTING/ROUGHNESS (RR)</b>	LOW/LOW	<25%	MEDIUM/LOW	<25%	HIGH/LOW	<25%
	LOW/MEDIUM	25-50%	MEDIUM/MEDIUM	25-50%	HIGH/MEDIUM	25-50%
	LOW/HIGH	50-75%	MEDIUM/HIGH	50-75%	HIGH/HIGH	50-75%
	LOW/EXTREME	75-100%	MEDIUM/EXTREME	75-100%	HIGH/EXTREME	75-100%

